



FedEx: 774380922782

February 4, 2019

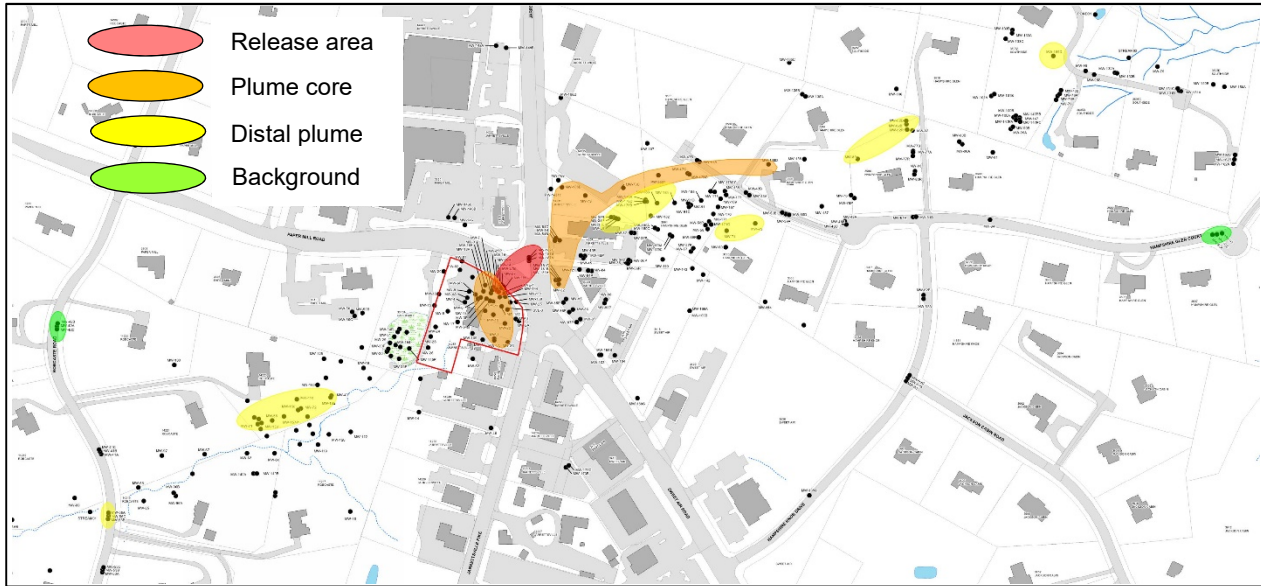
Mr. Christopher Ralston
Maryland Department of the Environment
Remediation Division, Oil Control Program
1800 Washington Blvd., Suite 620
Baltimore, Maryland 21230

**RE: Proposal for Natural Attenuation Evaluation
Inactive Exxon Facility #28077
14258 Jarrettsville Pike
Phoenix, Baltimore County, Maryland
MDE Case # 2006-0303-BA2
Kleinfelder Project No.: 20193011.001A**

Dear Mr. Ralston:

Kleinfelder, on behalf of ExxonMobil, is submitting to the Maryland Department of the Environment (MDE) a proposal to initiate a natural attenuation evaluation for the above-referenced project (Site). The goal of the evaluation is to determine whether groundwater conditions at the Site are conducive to natural attenuation, principally biodegradation. These processes effectively complement reductions in active remediation and are protective of private supply wells and surface water receptors in the area. This will allow ExxonMobil and the MDE to make decisions regarding the ongoing need for active remediation in select wells across the project area and instill confidence in ongoing natural processes after the active system is shutoff.

A network of forty monitoring wells (MWs) across the project area have been selected to evaluate natural attenuation potential in areas impacted differently by the 2006 release (Figure 1). These MWs are grouped into four general areas: 1) release area; 2) core of the contaminant plume; 3) distal plume downgradient from core; and, 4) "background" conditions in areas without historical impact from the release. These areas are general categories based on relative historical and residual concentrations, historical extent of light non-aqueous phase liquid (LNAPL), and groundwater flow directions (see embedded figure below).



Background

Since the release in 2006, a combination of total fluids pumping, multi-phase vacuum extraction, and soil vapor extraction have been effective at removing hydrocarbon mass. Dissolved-phase hydrocarbons have been significantly reduced in concentration and retracted in extent as the result of remediation activities.

Residual concentrations above MDE action levels generally remain in the following areas:

- Proximate to the release on the service station property;
- Within or near the MD-145/MD-146 intersection;
- On properties bounding the intersection to the east;
- Monitoring wells in the “near northeast” area (3506, 3506 and 3508 Hampshire Glen Court).

Elevated hydrocarbon concentrations persist in groundwater in the near northeast area (14307 Jarrettsville Pike to 3508 Hampshire Glen Court) along a lithologic contact between gneiss and schist. This geologic contact zone is parallel to and slightly offset from the original linear migration to the northeast at the water table (strike line).

This natural attenuation evaluation is proposed to determine whether groundwater conditions at the Site are conducive to natural attenuation, principally biodegradation. It is well established that these processes are active at the vast majority of hydrocarbon release sites¹, capable of stabilizing plumes where sources are not fully remediated and contracting and degrading plumes where active source reduction has occurred (e.g., the Phoenix site). Consequently, these processes are expected to complement continued reductions in active remediation.

Proposed Natural Attenuation Evaluation

Lines of Evidence and Rationale

The biodegradation potential of the aquifer will be evaluated through multiple lines of evidence: 1) the presence of microbes capable of degrading gasoline constituents, including MtBE; 2) whether these degraders are active; 3) geochemical indicators of biodegradation through aerobic and/or anaerobic processes; and, 4) whether aquifer conditions are favorable for microbial activity.

Select monitoring wells will be sampled by conventional methods or using biotrap samplers for advanced microbial analysis by Microbial Insights, Inc. The presence of the necessary microbes to degrade gasoline constituents will be determined through the quantification of the specific functional genes responsible for biodegradation of MtBE utilizing strain *Methylbium petroleophilum* PM1 and TBA monooxygenase, and the specific functional genes responsible for both aerobic and anaerobic biodegradation of BTEX, PAHs, and a variety of short and long chain alkanes. Stable isotope probing will be conducted to assess the partitioning of ¹³C into biomass or inorganic carbon, which is evidence that the microbes are degrading gasoline constituents.

Evidence of aerobic and/or anaerobic biodegradation will be evaluated by analyzing groundwater samples for the presence and depletion of electron acceptors (dissolved oxygen, nitrate, sulfate) and the accumulation of products of anaerobic biodegradation (ferrous iron and methane). Oxidation-reduction potential (ORP) will be widely measured in most monitoring wells as a general indicator of dissolved oxygen depletion (aerobic degradation) and anaerobic biodegradation. The

¹ *Wiedemeier, T.H., Rifai, H.S., Newell, C.J., and Wilson, J.T., 1999, Natural Attenuation of Fuels and Chlorinated Solvents in the Subsurface: John Wiley & Sons, New York, New York, 617 p.*

favorability of conditions for microbial activity will be evaluated by measuring or analyzing pH, temperature, and the presence of microbial nutrients such as orthophosphate.

Extent

The footprint of the study will evaluate the full spectrum of conditions at the Site relative to the potential for natural attenuation, including biodegradation. The 40 monitoring wells (MWs) selected for inclusion in the natural attenuation evaluation span the Site (Figure 1 and Attachment 1), and include wells located in the four distinct areas discussed above:

1. **Release Area** – The selected six wells are located in the former tank field area and in the intersection of roads MD-146 (Jarrettsville Pike) and MD-145 (Sweet Air Road / Paper Mill Road), just downgradient of the release to the northeast. This area was directly affected by LNAPL. MW-27R had sustained elevated MtBE and benzene concentrations since the time of the release and other wells in this area continue to exhibit concentrations of MtBE above the MDE action level (20 µg/L) (Table 1). MW-187A, B and C were selected to provide a vertical profile near the source area; due to logistical constraints, this area of the project was not targeted for remediation until 2014 when MW-187B was connected to the GWPT system.

- MW-27R (station)
- MW-27B (station)
- SVE-1 (station)
- MW-187A (intersection)
- MW-187B (intersection)
- MW-187C (intersection)

2. **Plume Core (Station and Northeast)** – These nine wells fall within the core of the original plume, both onsite and offsite to the northeast along the strike line. Select wells in this area also exhibit concentrations of MtBE above the MDE action level, and MW-1 shows persistent benzene. MW-54, 54B and 54C have been targeted to provide a vertical profile of the shallow-to-deep transition point for the plume and continue to have elevated concentrations of MtBE. MW-138D, sampled via water FLUTE™ liner, has persistent MtBE concentrations above action levels in several deeper intervals, and has not responded to active remediation on the nearby 3501 Hampshire Glen Court property (Table 1).

- MW-1 (station)
- MW-7 (station)
- MW-13 (station)
- SVE-3 (station)
- MW-54 (northeast)
- MW-54B (northeast)

- MW-54C (northeast)
- MW-73C (northeast)
- MW-138D (northeast)
- MW-181C (northeast)
- MW-188D (northeast)

3. Distal Plume (northeast and southwest) – These 17 wells lie at the outer limits of the plume, to both the northeast and southwest directions from the Site. Some of these MWs have been impacted above the MDE action level for MtBE over the past 12 years, while some have not. A few MWs continue to exhibit occasional detections of MtBE above 20 µg/L, and some, like MW-178C, are consistently above the action level (Table 1). In the southwest, only MW-40 continues to exhibit concentrations at or approaching the MDE action level for MtBE. MW-56A, B and C will provide a vertical profile of groundwater conditions at the distal extent of the former plume.

In the northeast, MW-178C, MW-184, and MW-168 exhibit historical “deeper” impact offset from the original “strike line” of contaminant migration through 3501 Hampshire Glen Court. The distal shallow to intermediate groundwater conditions are represented by MW-89, MW-82B, and MW-82D. MW-189D, the farthest monitoring well to the northeast, represents a deep well where MtBE has been detected above MDE action levels during later stages of investigation (Table 1). A vertical profile of the “near northeast” area is provided by MW-38, 38B and 38C, while MW-74 and MW-75 are located in the shallow water table along the “strike line” contaminant migration track.

- MW-40 (southwest)
- MW-71 (southwest)
- MW-56A (southwest)
- MW-56B (southwest)
- MW-56C (southwest)
- MW-178C (northeast)
- MW-184 (northeast)
- MW-168 (northeast)
- MW-89 (northeast)
- MW-82B (northeast)
- MW-82D (northeast)
- MW-189D (northeast)
- MW-38 (northeast)
- MW-38B (northeast)
- MW-38C (northeast)
- MW-74 (northeast)
- MW-75 (northeast)



4. Background (northeast and southwest) – The last group of six wells proposed for inclusion in the evaluation represent “background” conditions, and are removed, both in distance and concentration, from the remaining residual impact. None of the wells in this group have ever been above the MDE action level for MtBE and all have been ND/j-flag since at least August 2006. The MW-42 cluster (MW-42A through MW-42C) will provide a vertical profile in an area with minimal historical impact located off the “strike line” in the southwest. Similarly, MW-92, 92A and 92C will supply the same for the northeast.

- MW-42A (southwest)
- MW-42B (southwest)
- MW-42C (southwest)
- MW-92 (northeast)
- MW-92A (northeast)
- MW-92C (northeast)

Field and Analytical Methodology

Chemical Laboratory Analysis

The 40 MWs included in the natural attenuation evaluation will be sampled via low-flow techniques (non-recovery wells) or from the sample port (active recovery wells), using a YSI water quality meter to record pH, temperature, oxidation reduction potential (ORP) and dissolved oxygen (DO). For wells that are sampled via HydraSleeve™, the pump intake will be set to target the interval with the highest historical MtBE concentrations. For wells without target sample depths, the pump intake will be set at the middle of the water column within the screened/open hole portion of the well. The well will be allowed to stabilize before samples are collected.

Ferrous iron and orthophosphate will be measured in the field for all 40 MWs. A Hach colorimetric test kit will be used for ferrous iron, while orthophosphate will be measured using independent test kits.

Additionally, during the semi-annual groundwater sampling event in 1Q19, pH, temperature, and ORP will be recorded for all MWs sampled.

Samples from all 40 MWs will be sent to Eurofins Lancaster Laboratories in Lancaster, PA for analysis of nitrate, sulfate, methane and CO₂.

Microbial Laboratory Analysis

For the five monitoring wells designated on Attachment 1 for QuantArray (MtBE & TBA) or QuantArray (full petro), a one-liter aqueous sample will be collected concurrent with sample collection for chemical analysis. Microbial Insights' fact sheets found in Attachment 2 provide more detailed information on QuantArray analysis. These samples will be shipped on ice overnight to Microbial Insights in Knoxville, TN for analysis.

Six wells have been identified as candidates for "biotraps," which can be used for QuantArray analysis or Stable Isotope probing (Attachment 2). Biotraps will be suspended with nylon string inside the MWs after sampling has been completed and left in place for 30-45 days (see Attachment 3 – Microbial Insights' Protocols for details). After the 30-45 days have elapsed, the biotraps will be collected and shipped overnight on ice to Microbial Insights for analysis.

Kleinfelder will initiate the sampling described above upon approval by the MDE.

LIMITATIONS

Kleinfelder performed the services for this project under the Enabling Agreement with Procurement, a division of ExxonMobil Global Services Company (signed on November 28, 2012). Kleinfelder states that the services performed are consistent with professional standard of care defined as that level of services provided by similar professionals under like circumstances. This report is based on the regulatory standards in effect on the date of the report. It has been produced for the primary benefit of ExxonMobil Global Services Company and its affiliates.

If you have any questions regarding this request, please contact the undersigned at 410.850.0404.


Mr. Christopher Ralston
Maryland Department of the Environment
Oil Control Program
Page 8

Sincerely,

KLEINFELDER



Stacey Schiding
Project Manager



Mark J. Schaaf, CPG
Project Director

FIGURES

- 1 Wells Proposed for Inclusion in Natural Attenuation Evaluation

ATTACHMENTS

- 1 MNA Plan Matrix
- 2 Microbial Insights Fact Sheets
- 3 Microbial Insights Procedures

TABLES

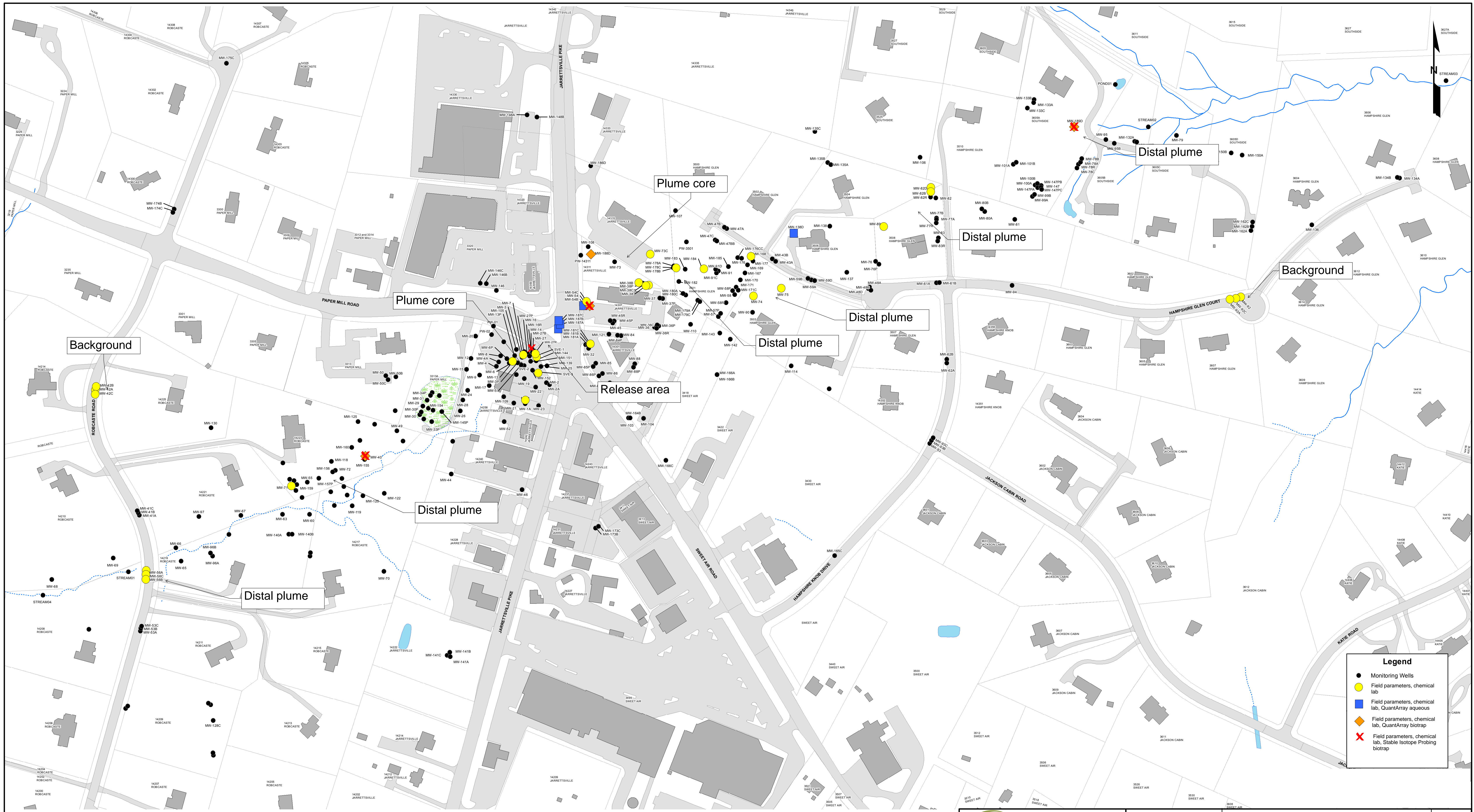
- 1 Historical Groundwater Analytical Data for Wells Included in Natural Attenuation Evaluation

cc: Ms. Jamila Chillemi – ExxonMobil Environmental Services (project file)
Mr. Andrew Miller – Maryland Department of the Environment
Ms. Ellen Jackson – Maryland Department of the Environment
Stephanie Cobb Williams, Esq. – Office of the Attorney General
Carlos Bollar, Esq. – Archer & Greiner, P.C.

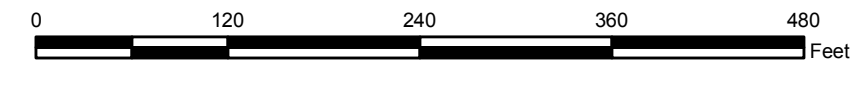
FIGURES

FIGURE 1

**Wells Proposed for Monitored Natural
Attenuation Study**



The information included on this graphic representation has been compiled from a variety of sources and is subject to change without notice. It is intended for informational purposes only and does not constitute a contract. This document is not intended to be used as a contract or project plan. It is intended to be used as a guide for project planning and execution. The user is responsible for verifying the accuracy of the information presented on this graphic representation.



KLEINFELDER
Bright People. Right Solutions.
1340 Charwood Road, Suite 1
Hanover, Maryland 21076
1 | 866.862.9700
1 | 410.850.0049
www.kleinfelder.com

PROJECT NO.	20183146
DRAWN:	7/18/2018
DRAWN BY:	B. Myers
CHECKED BY:	C. Low

WELLS PROPOSED FOR NATURAL ATTENUATION EVALUATION

INACTIVE EXXON FACILITY #28077
14258 JARRETTSVILLE PIKE
PHOENIX, MARYLAND
BALTIMORE COUNTY

FIGURE
1



ATTACHMENTS



ATTACHMENT 1

MNA Plan Matrix

Natural Attenuation Biodegradation Evaluation

MW	Field Parameters ¹				Laboratory Analysis (Chemistry)						Laboratory Analysis (Microbial)			Rationale		
	Conditions		Electron Donor / Acceptor Indicators				Microbial Nutrient	Microbial Indicators								
	pH	Temp	ORP ²	D.O. ³	Ferrous Iron (test kit) ⁴	Nitrate	Sulfate	Ferrous Iron	Methane	CO ₂	Orthophosphate	QuantArray ⁵ (MtBE & TBA)	QuantArray (Full Petro) ⁶		Stable Isotope Probing ⁷	
Release Area (Tank Field and Intersection)																
MW-27R	X	X	X	X	X	X	X	X	X	X	X				Max sustained source concentration at release	
MW-27B	X	X	X	X	X	X	X	X	X	X	X			X (MtBE)		
SVE-1	X	X	X	X	X	X	X	X	X	X	X					
MW-187A	X	X	X	X	X	X	X	X	X	X	X		X (aqueous)		Vertical profile near source area. Not directly targeted by remediation until later in lifecycle	
MW-187B	X	X	X	X	X	X	X	X	X	X	X		X (aqueous)			
MW-187C	X	X	X	X	X	X	X	X	X	X	X		X (aqueous)			
Plume Core (Station)																
MW-7	X	X	X	X	X	X	X	X	X	X	X					
MW-13	X	X	X	X	X	X	X	X	X	X	X					
SVE-3	X	X	X	X	X	X	X	X	X	X	X					
MW-1	X	X	X	X	X	X	X	X	X	X	X				Persistent benzene concentration	
Plume Core (Northeast)																
MW-54	X	X	X	X	X	X	X	X	X	X	X				Vertical profile of shallow to deep transition point, elevated conc. Elevated benzene and negative ORP in MW-54C	
MW-54B	X	X	X	X	X	X	X	X	X	X	X	X (aqueous)				
MW-54C	X	X	X	X	X	X	X	X	X	X	X		X (biotrap)	X (benzene)		
MW-73C	X	X	X	X	X	X	X	X	X	X	X					
MW-138D	X	X	X	X	X	X	X	X	X	X	X		X (aqueous)		Sustained elevated conc in distal deeper zone	
MW-188D	X	X	-265.9	X	X	X	X	X	X	X	X		X (biotrap)		Low ORP. MtBE at or above standard. benzene detected	
MW-181C	X	X	-269.5	X	X	X	X	X	X	X	X				Low ORP. MtBE and benzene detected	
Distal Plume (Southwest)																
MW-40	X	X	X	X	X	X	X	X	X	X	X		X (biotrap)		X (MtBE)	Remaining MtBE detection in SW
MW-71	X	X	X	X	X	X	X	X	X	X	X					
MW-56A	X	X	X	X	X	X	X	X	X	X	X				Vertical profile at distal extent	
MW-56B	X	X	X	X	X	X	X	X	X	X	X					
MW-56C	X	X	X	X	X	X	X	X	X	X	X					
Distal Plume (Northeast)																
MW-178C	X	X	X	X	X	X	X	X	X	X	X				Deeper zone off-set from original "strike line" of migration through 3501 HGC with historical concentrations	
MW-184	X	X	X	X	X	X	X	X	X	X	X					
MW-168	X	X	X	X	X	X	X	X	X	X	X					
MW-89	X	X	X	X	X	X	X	X	X	X	X				Distal shallow to intermediate depth	
MW-82B	X	X	X	X	X	X	X	X	X	X	X					
MW-82D	X	X	X	X	X	X	X	X	X	X	X					
MW-189D	X	X	X	X	X	X	X	X	X	X	X		X (biotrap)		X (MtBE)	Distal deeper zone monitoring point where MtBE has been detected
MW-38	X	X	X	X	X	X	X	X	X	X	X				Vertical profile in near northeast area	
MW-38B	X	X	X	X	X	X	X	X	X	X	X					
MW-38C	X	X	X	X	X	X	X	X	X	X	X					
MW-74	X	X	X	X	X	X	X	X	X	X	X				Distal, shallow (water table 'A-Zone') on "strike line" migration track	
MW-75	X	X	X	X	X	X	X	X	X	X	X					
Background / Perimeter (Southwest)																
MW-42A	X	X	X	X	X	X	X	X	X	X	X				Vertical profile with minimal historical impact off-"strike line"	
MW-42B	X	X	X	X	X	X	X	X	X	X	X					
MW-42C	X	X	X	X	X	X	X	X	X	X	X					
Background / Perimeter (Northeast)																
MW-92	X	X	X	X	X	X	X	X	X	X	X					

MW-92A	X	X	X	X	X	X	X	X	X	X	X							Vertical profile with minimal historical impact off-
MW-92C	X	X	X	X	X	X	X	X	X	X	X							"strike line"
<ol style="list-style-type: none"> 1) In addition to wells listed here, measure field parameters (excluding ferrous iron and DO test kits) for all monitoring well on semi-annual sampling list. 2) Measure ORP via low-flow methods or in-situ pre-purge for pumped wells. 3) Measure DO via low-flow methods or in-situ pre-purge for pumped wells. Use Chemetrics ampoules/test kit for secondary measurement. 4) Hach colorimetric ferrous iron test kit. 5) Quantification of the specific functional genes responsible for biodegradation of MtBE utilizing strain Methylibium petroleiphilum PM1 and TBA monooxygenase. \$350/aqueous sample, \$450/Biotrap sample 6) Quantification of the specific functional genes responsible for both aerobic and anaerobic biodegradation of BTEX, MtBE, PAHs, and a variety of short and long chain alkanes. \$750/aqueous sample, \$850/Biotrap sample. 7) Proof of biodegradation by loading Biotrap with ¹³C and analyzing for partitioning of ¹³C into biomass or inorganic carbon. \$1,500/sample for benzene and \$1,835/sample for MtBE. 																		



ATTACHMENT 2

Microbial Insights Fact Sheets

mi QuantArray®

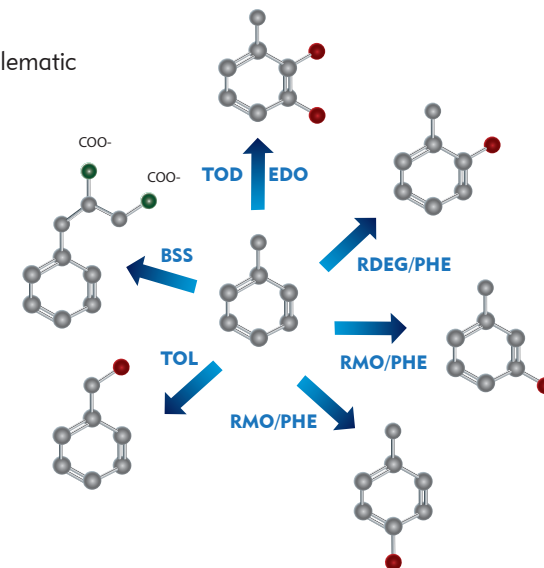
MOLECULAR BIOLOGICAL TOOL

Simultaneously quantify functional genes responsible for aerobic and anaerobic biodegradation of petroleum hydrocarbons in a single analysis

Comprehensive evaluation of biodegradation potential at petroleum impacted sites is inherently problematic due to two factors: (1) Petroleum products are complex mixtures of hundreds of aliphatic, aromatic, cyclic and heterocyclic compounds (2) Even for common classes of contaminants like benzene, toluene, ethylbenzene, and xylenes (BTEX), biodegradation can proceed by a multitude of pathways. For example, biodegradation of toluene can proceed via five known aerobic pathways and one known anaerobic pathway as shown.

The Petroleum QuantArray has been designed to address both of these issues by providing the simultaneous quantification of the specific functional genes responsible for both aerobic and anaerobic biodegradation of BTEX, PAHs, and a variety of short and long chain alkanes.

Thus, when combined with chemical and geochemical groundwater monitoring programs, the QuantArray allows site managers to simultaneously yet economically evaluate the potential for biodegradation of a spectrum of petroleum hydrocarbons through a multitude of aerobic and anaerobic pathways to give a much more clear and comprehensive view of contaminant biodegradation.



BTEX and MTBE

- Benzene/toluene dioxygenases (TOD) monooxygenases (RMO, RDEG, PHE) and other functional genes responsible for aerobic biodegradation of BTEX
- Includes MTBE utilizing strain *Methylbium petroleiphilum* PM1 and TBA monooxygenase
- Benzylsuccinate synthase (BSS) for anaerobic biodegradation of toluene, ethylbenzene, and xylenes
- Benzene carboxylase (ABC) initiates the only known pathway for anaerobic benzene biodegradation

Naphthalene and PAHs

- Includes three groups of naphthalene dioxygenase genes (NAH, NAG, PHN) for aerobic biodegradation
- Naphthylmethylsuccinate synthase (NMS) for anaerobic biodegradation of methyl-naphthalenes
- Naphthalene carboxylase (ANC) initiates the only known pathway for anaerobic naphthalene biodegradation

Alkanes/TPH

- The *n*-alkanes are a substantial portion of petroleum products
- The Petroleum QuantArray includes quantification of alkane monooxygenase genes (alkB)
- Also includes quantification of alkylsuccinate synthase (assA) genes to evaluate anaerobic biodegradation of alkanes

Quantification of a multitude of key functional genes responsible for aerobic and anaerobic biodegradation of petroleum hydrocarbons.

Aerobic Biodegradation

- Benzene/toluene dioxygenase (TOD)
- Toluene/benzene monooxygenases (RMO, RDEG)
- Phenol hydroxylase (PHE)
- Ethylbenzene and isopropylbenzene dioxygenases (EDO, BPH4)
- Naphthalene dioxygenases (NAH, NAG, PHN)
- MTBE-utilizing strain PM1
- TBA monooxygenase
- Alkane monooxygenases

Anaerobic Biodegradation

- Benzylsuccinate synthase (BSS)
- Benzene carboxylase (ABC)
- Naphthalene carboxylase (ANC)
- Naphthylmethylsuccinate synthase (NMS)
- Alkylsuccinate synthase
- Benzoyl Coenzyme A reductase (BCR)

Other Groups

- Total Bacteria (EBAC)
- Sulfate reducing bacteria (APS)

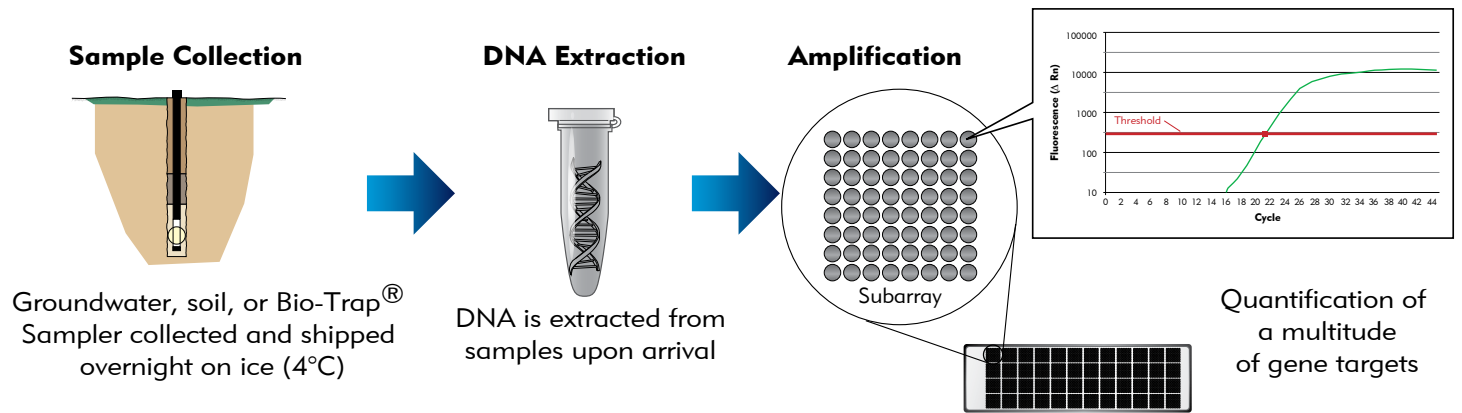
How does it work?

The QuantArray is a hybrid technology combining the highly parallel detection of DNA microarrays with the accurate and precise quantification of qPCR into a single platform. The key to the approach is nanoliter fluidics for low volume, solution phase qPCR allowing simultaneous quantification of different gene targets and therefore more comprehensive site assessment.

In many other respects, the QuantArray is the same as conventional qPCR with TaqMan[®] probes so you can expect the same level of accuracy and precision. qPCR is a process whereby many copies of a specific gene are generated. The gene copied during the process (target gene) is determined by short segments of DNA called "primers"

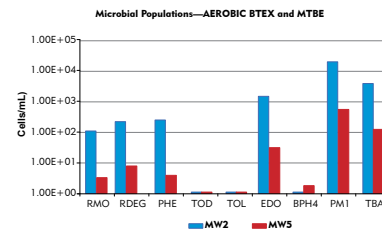
and a TaqMan[®] "probe". As each gene copy is made, a fluorescent marker is released from the TaqMan[®] probe, measured, and used to quantify the number of target genes present in the sample.

Other methods like multiplex qPCR have been described that achieve some level of parallel quantification. There is a fundamental difference between the QuantArray and multiplex qPCR however. For multiplex qPCR, multiple primer sets are added to a reaction mixture to quantify multiple gene targets. Unlike multiplex qPCR, the QuantArray employs discrete through-holes for individual qPCR reactions ensuring that reaction kinetics are not compromised.

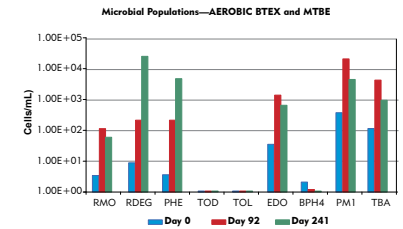


Results

Sample Information	MW2	MW5
<i>Aerobic BTEX and MTBE</i>		
Toluene Ring Hydroxylating Monooxygenases (RMO)	1.50E+02	4.17E+00
Toluene 2 Monooxygenase/Phenol Hydroxylase (RDEG)	2.80E+02	1.00E+01
Phenol Hydroxylase (PHE)	3.20E+02	4.57E+00
Toluene/Benzene Dioxygenase (TOD)	<1.00E+00	<1.00E+00
Xylene/Toluene Monooxygenase (TOL)	<1.00E+00	<1.00E+00
Ethylbenzene/Isopropylbenzene Dioxygenase (EDO)	2.10E+03	4.47E+01
Biphenyl/Isopropylbenzene Dioxygenase (BPH4)	1.20E+00	1.94E+00
<i>Methyltium petroliphilum</i> PM1 (PM1)	2.87E+04	5.22E+02
TBA Monooxygenase (TBA)	5.21E+03	1.63E+02



Assessment



Quantification of a broad spectrum of different microorganisms and key functional genes responsible for various biodegradation pathways critical for site remediation.

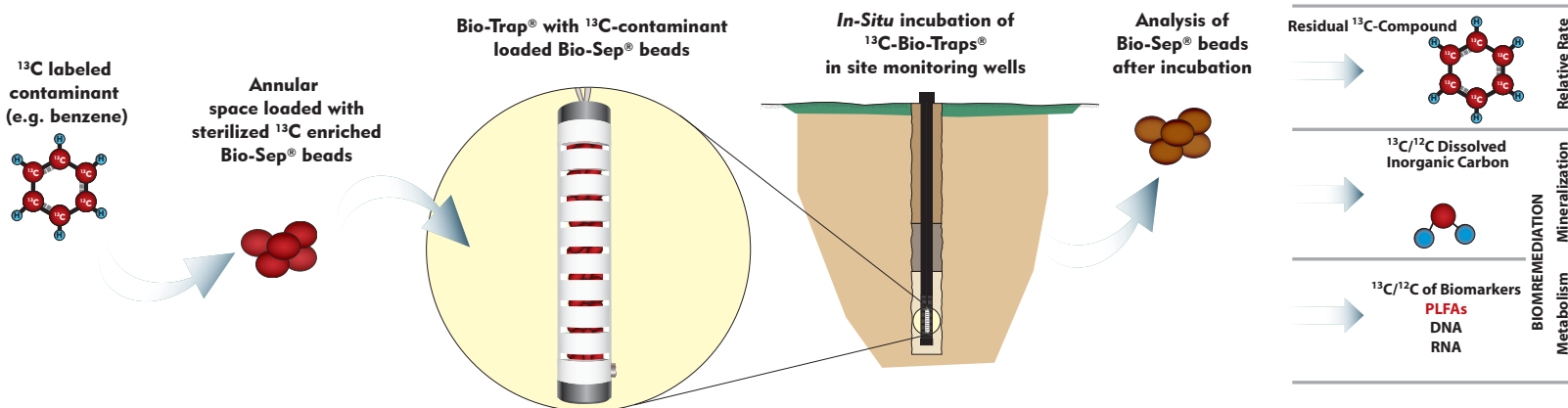
QuantArray results are integrated with other site parameters to optimize site management



MOLECULAR BIOLOGICAL TOOL

The big question—Is biodegradation occurring at the site?

Stable Isotope Probing (SIP) is an innovative method to track the environmental fate of a “ ^{13}C -labeled” contaminant of concern to unambiguously demonstrate biodegradation. The label serves as a tracer which can be detected in the end products of biodegradation (new biomass and CO_2 or dissolved inorganic carbon).



SIP Applications

- **Assessing monitored natural attenuation (MNA)**—Incorporation of the ^{13}C label into biomass and dissolved inorganic carbon (DIC) conclusively demonstrates that biodegradation of the contaminant is occurring in situ.
- **Evaluating enhanced bioremediation**—Greater levels of ^{13}C incorporation into biomass and DIC relative to a control demonstrate that the addition of the amendment (electron acceptor, nutrients, etc.) promoted biodegradation.

How does SIP work?

- Bio-Traps® are “baited” with a specially synthesized form of the contaminant containing “heavy” carbon (^{13}C) as the label.

- Since ^{13}C is rare, carbon originating from the labeled contaminant is readily distinguished from carbon (predominantly ^{12}C) from other sources.
- Bio-Traps® are deployed in a monitoring well and the ^{13}C labeled contaminant is subject to the same physical, chemical, and microbiological processes as the site contaminants.
- Following in-well deployment, the Bio-Traps® are recovered and two methods are used to document in situ biodegradation of the contaminant.

Phospholipid Fatty Acids (PLFA)—PLFA are a major component in the membranes of all microbes, thus, incorporation of the ^{13}C label into PLFA unequivocally shows incorporation of the contaminant into biomass.

Dissolved Inorganic Carbon (DIC)—Enrichment of ^{13}C labeled DIC (CO_2 and carbonates) demonstrates contaminant mineralization.

SIP studies can be performed for any compound that microbes use as a carbon source. Some of the more common include:

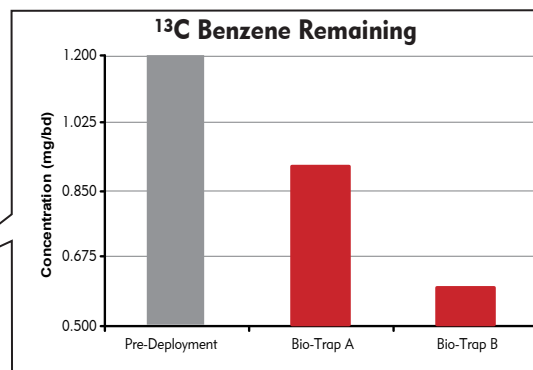
- Benzene
- MTBE (methyl tert-butyl ether)
- TBA (tert-butyl alcohol)
- Chlorobenzene
- Toluene
- Xylenes
- Naphthalene
- **and more!**

Example Stable Isotope Probing (SIP) Results

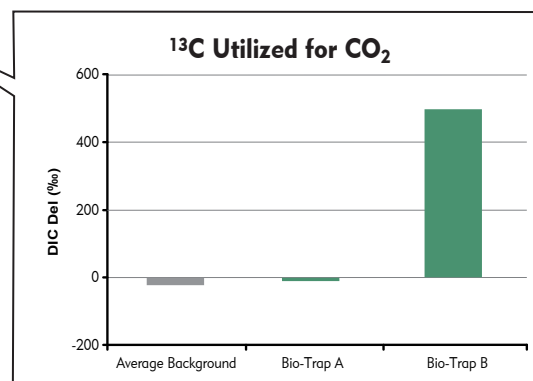
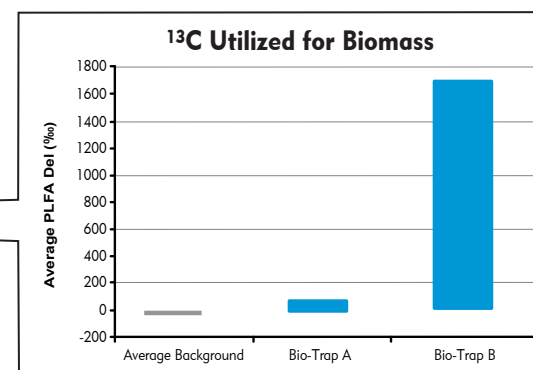
Probably the most common application of the SIP method is demonstrating that biodegradation of a particular contaminant is occurring in situ under monitored natural attenuation (MNA) conditions. In this example, Bio-Trap A and Bio-Trap B were baited with ^{13}C labeled benzene and deployed in existing monitoring wells representing different zones of the dissolved plume.

Question: Is benzene biodegradation occurring?

Sample Name	Bio-Trap A	Bio-Trap B
^{13}C Contaminant Loss		
Benzene Pre-deployment (mg/bd)	1.2	1.2
Benzene Post-deployment (mg/bd)	0.9	0.6
% Loss	24%	50%
Biomass & ^{13}C Incorporation		
Total Biomass (Cells/bd)	3.53E+04	1.15E+05
^{13}C Enriched Biomass (Cells/bd)	6.58E+01	3.30E+03
Average PLFA Del (‰)	76	1,710
Maximum PLFA Del (‰)	122	3,018
^{13}C Mineralization		
DIC Del (‰)	-12	506
% ^{13}C	1.09	1.66



Comparison of Pre- and Post- Deployment ^{13}C benzene concentrations are used to document loss of the contaminant.



Although ^{13}C incorporation into biomass demonstrated that benzene biodegradation was occurring at both locations, contaminant incorporation into biomass was substantially greater in Bio-Trap B which was consistent with a greater decrease in benzene concentration.

Answer: Yes, benzene biodegradation is occurring.

Similarly, incorporation of ^{13}C into DIC was moderate in Bio-Trap B while only minor mineralization was observed in Bio-Trap A.

What is a Del (‰) Value? The del value represents the isotopic ratio ($^{13}\text{C}/^{12}\text{C}$) of the sample compared to a standard. When biodegradation of the ^{13}C labeled contaminant is occurring, the $^{13}\text{C}/^{12}\text{C}$ ratio and thus the del value of the PLFA biomass and DIC will increase above background values.



ATTACHMENT 3

Microbial Insights Protocols

SAMPLING INSTRUCTIONS

The recommended sampling container is a 1L Poly bottle with a screw cap. Amber glass bottles can be used but are not recommended due to the likelihood of breakage during shipment. Microbial Insights, Inc. can provide the proper sampling supplies upon request.

Once the proper sampling bottle is obtained be sure not to contaminate the inside of the sample bottle with skin, dirt or any form of debris (this helps to ensure the accuracy of the data results). Wearing latex gloves (or similar) is recommended when sampling.

The required volume of water to conduct DNA based analyses from groundwater samples is 1L.

* Note: It is important to collect as close to the required amounts as possible to ensure the ability to properly conduct the analysis requested.

Hold time is 24-48 hours for this analysis.

To Submit Sample:

1. Once the required amount of groundwater has been collected into the proper sampling container, seal the container tightly with a screw cap lid.
2. Properly affix a label with the sample name, date and analysis.
3. Be sure to fill out the Chain of Custody (COC) form correctly and accurately and ship it along with the samples. A COC form is required for QA/QC purposes.
4. Once the bottles have been correctly labeled, place them in the designated cooler. Be sure to fill the remaining space in the cooler with blue ice or regular ice that has been double bagged in Ziploc bags. Use sufficient ice to keep the entire shipment around 4°C, especially during the summer months.
5. All paperwork to be sent with the samples should be placed within a waterproof pouch or Ziploc bag and placed on top of the samples or affixed to the inside lid of the cooler.
6. Seal the cooler lid with a strong packaging tape.

SHIPPING INSTRUCTIONS

Packaging Samples:

1. Samples should be shipped in a cooler with ice or blue ice for next day delivery. If regular ice is used, the ice should be double bagged.
2. A chain of custody form must be included with each shipment of samples. Access our chain of custody at www.microbe.com.

Shipment for Weekday Delivery:

Samples for weekday delivery should be shipped to:

Sample Custodian
Microbial Insights, Inc.
10515 Research Drive
Knoxville, TN 37932
(865) 573-8188

Shipment for Saturday Delivery:

Coolers to be delivered on Saturday must be sent to our **FedEx Drop Location**. To ensure proper handling the following steps must be taken:

1. FedEx shipping label should be marked under (6) Special Handling, check Hold Saturday,
2. The cooler must be taped with FedEx SATURDAY tape.
3. The shipping label must be filled out with the Drop Location address below. Our laboratory name must be on the address label.
4. You **MUST notify by email** customerservice@microbe.com with the tracking number of the package on Friday (prior to 4pm Eastern Time) to arrange for Saturday pickup. Please make sure you write "Saturday Delivery" in the subject line of the message. **Without proper labeling and the tracking number, there is no guarantee that the samples will be collected.**

Samples for **Saturday delivery** should be shipped to:

Microbial Insights, Inc.
FedEx Drop Location
10601 Murdock Drive
Knoxville, TN 37932
(865) 573-8188

SAMPLING INSTRUCTIONS

Storage:

It is important to minimize the amount of time that Bio-Trap Samplers are stored prior to being installed in the field. The physical properties of the Bio-Trap Samplers that make them an ideal medium for collecting microbes also increase the chances of microbial or chemical contamination. Bio-Trap Samplers need to remain sealed and refrigerated (not frozen) until they can be installed in the field.

Note: Clean latex gloves (or similar) should be used at all times when handling Bio-Trap Samplers.

Installation:

- Prior to installing the Bio-Trap Sampler, the monitoring well may need to be purged if it has not been sampled in a while. If purging is necessary, MI recommends that three well volumes be removed to ensure contact with formation water and reduce well bore effect.
- Attach the Bio-Trap Sampler's nylon loop (provided) to a nylon line (not provided) and suspend the Bio-Trap Sampler at a depth where significant contaminant concentrations exist. If no data is available on the vertical distribution of contaminants, then suspend the Bio-Trap Sampler in the middle of the saturated screened interval.
- If large fluctuations in the water level are anticipated during the period of incubation, the Bio-Trap Sampler should be suspended from a float (contact MI for further details). Be sure not to suspend the Bio-Trap in the NAPL zone.
- Once installed, incubation times can vary depending upon the scope of the project (routine monitoring and stable isotope probing (SIP) - 30 days and "baited" - 60 days).

Retrieval:

- Open the monitoring well and pull up the Bio-Trap Sampler. Cut and remove the braided nylon line used to suspend the Bio-Trap Sampler.
- Transfer the recovered Bio-Trap Sampler to labeled (well number and date) zippered bags, seal and then double bag in a larger (one-gallon) zippered bag, immediately place on blue ice in a cooler.
- Repeat the above for all Bio-Trap Samplers from the site. Individual zippered bags containing the Bio-Trap Samplers can be placed in the same one-gallon zippered bag (if there is enough space).
- A chain of custody (COC) form must be included with each shipment of samples.

Hold time for this analysis is 24-48 hours.

SHIPPING INSTRUCTIONS

Packaging Samples:

1. Samples should be shipped in a cooler with ice or blue ice for next day delivery. If regular ice is used, the ice should be double bagged.
2. A chain of custody form must be included with each shipment of samples. Access our chain of custody at www.microbe.com.

Shipment for Weekday Delivery:

Samples for weekday delivery should be shipped to: Sample Custodian
Microbial Insights, Inc.
10515 Research Drive
Knoxville, TN 37932
(865) 573-8188

Shipment for Saturday Delivery:

Coolers to be delivered on Saturday must be sent to our **FedEx Drop Location**. To ensure proper handling the following steps must be taken:

1. FedEx shipping label should be marked under (6) Special Handling, check Hold Saturday.
2. The cooler must be taped with FedEx SATURDAY tape.
3. The shipping label must be filled out with the Drop Location address below. Our laboratory name must be on the address label.
4. You **MUST notify by email customerservice@microbe.com** with the **tracking number** of the package on Friday (prior to 4pm Eastern Time) to arrange for Saturday pickup. Please make sure you write "Saturday Delivery" in the subject line of the message. **Without proper labeling and the tracking number, there is no guarantee that the samples will be collected.**

Samples for **Saturday delivery** should be shipped to: Microbial Insights, Inc.
FedEx Drop Location
10601 Murdock Drive
Knoxville, TN 37932
(865) 573-8188

SAMPLING INSTRUCTIONS

Handling:

- Bio-Trap Samplers used for Stable Isotope Probing (SIP) are baited with ¹³C-labeled contaminant of interest (e.g. benzene, MTBE, chlorobenzene) adsorbed onto the powder activated carbon (PAC). Controlled laboratory conditions show only minimal loss of contaminant due to volatilization. However, special considerations must be taken into account when handling SIP Bio-Trap Samplers in order to reduce the risk of volatilization.
- SIP Bio-Trap Samplers are shipped out chilled, on blue ice, and it is essential that they should be kept cool (not frozen) until deployment.
- When retrieving the Bio-Trap Samplers that have been deployed in the field, they should immediately be placed on ice and shipped on ice for next day delivery. These steps will ensure the most accurate results.
- Although the contaminant is absorbed onto the beads, caution should be used in handling these Bio-Trap Samplers because the contaminant compounds are associated with possible health and safety risks.

Note: Clean latex gloves (or similar) should be used at all times when handling the Bio-Trap Samplers.

Storage:

It is important to minimize the amount of time that Bio-Trap Samplers are stored prior to being installed in the field. The physical properties of the Bio-Trap Samplers that make them an ideal medium for collecting microbes also increase the chances of microbial or chemical contamination. Bio-Trap Samplers need to remain sealed and refrigerated (not frozen) until they can be installed in the field.

Installation:

- Prior to installing Bio-Trap Sampler, the monitoring well may need to be purged if it has not been sampled in a while. If purging is necessary, MI recommends that three well volumes be removed to ensure contact with formation water and reduce well bore effect.
- Attach the Bio-Trap Sampler's nylon loop (provided) to a nylon line (not provided) and suspend Bio-Trap Sampler at a depth where significant contaminant concentrations exist. If no data are available on the vertical distribution of contaminants, then suspend the Bio-Trap Sampler in the middle of the saturated screened interval.
- If large fluctuations in the water level are anticipated during the period of incubation, the Bio-Trap Sampler should be suspended from a float (contact MI for further details). Be sure not to suspend the bio-trap in the NAPL zone.
- Once installed, incubation times can vary depending upon the scope of the project. A typical Stable Isotope Probing (SIP) study incubation period is 30 days but is project dependant. Please contact us if you have questions regarding the optimum deployment period for your samples.

Retrieval:

- Open the monitoring well and pull up the Bio-Trap Sampler. Cut and remove the braided nylon line used to suspend the Bio-Trap Sampler.
- Transfer the recovered Bio-Trap Sampler to labeled (well number and date) zippered bags, seal and then double bag in a larger (one-gallon) zippered bag, immediately place on blue ice in a cooler.
- Repeat above for all the Bio-Trap Samplers from the site.
- A chain of custody (COC) form must be included with each shipment of samples.
- In order to minimize the potential effect of these samplers on the monitoring well, MI recommends purging three well volumes from the test well following the retrieval of the SIP Bio-Trap Samplers.

Hold time for this analysis is 24-48 hours.

SHIPPING INSTRUCTIONS

Packaging Samples:

1. Samples should be shipped in a cooler with ice or blue ice for next day delivery. If regular ice is used, the ice should be double bagged.
2. A chain of custody form must be included with each shipment of samples. Access our chain of custody at www.microbe.com.

Shipment for Weekday Delivery:

Samples for weekday delivery should be shipped to: Sample Custodian
Microbial Insights, Inc.
10515 Research Drive
Knoxville, TN 37932
(865) 573-8188

Shipment for Saturday Delivery:

Note: Microbial Insights, Inc is **closed** on Sunday, however we can receive samples on Saturday. Please contact us prior to shipping if the delivery of the samples is going to be on a Saturday.

Samples for **Saturday delivery** should be shipped to:

Microbial Insights, Inc.
FedEx Drop Location
10601 Murdock Drive
Knoxville, TN 37932
(865) 573-8188

Notes:

- **Stable Isotope Probing (SIP) may preclude subsequent Compound Specific Isotope Analysis (CSIA) in the study well for a period of time. CSIA can be performed prior to SIP or at another location.**

TABLES

TABLE 1

Historical Groundwater Analytical Data

TABLE 1

**Summary of Groundwater Analytical Results
Inactive Exxon Facility #28077
14528 Jarrettsville Pike
Phoenix, Maryland**

August 8, 2005 through January 22, 2019

Sample ID	Date	Benzene (µg/L)	Toluene (µg/L)	Ethyl- benzene (µg/L)	Total Xylenes (µg/L)	Total BTEX (µg/L)	MTBE (µg/L)	DIPE (µg/L)	ETBE (µg/L)	TAME (µg/L)	TBA (µg/L)	Comments
MW-1	08/08/2005	ND	ND	ND	ND	BRL	11.2	NA	NA	NA	25.1	
	02/18/2006	6310	13600	1500 J	3310	24720 J	434000	ND(10000)	3520 J	14600	ND(50000)	
	02/21/2006	8400	19900	1900	4090	34290	565000	1130 J	4030 J	19000	ND(25000)	
	02/24/2006	9910	23200	2280	5380	40770	779000	1460 J	5280	24200	ND(13000)	
	02/27/2006	7800	17200	1720	4070	30790	681000	1400 J	5310	24200	ND(25000)	
	03/09/2006	9550	36300	5380	13400	64630	204000	820 J	2660 J	17300	ND(50000)	
	03/13/2006	9170	37300	5760	15300	67530	160000	768 J	2530 J	16900	ND(25000)	
	03/16/2006	8930	31500	3340	13000	56770	213000	ND(500)	4590	23500	ND(2500)	
	03/23/2006	8500	41600	7280	20300	77680	120000	731 J	2420 J	16000	ND(13000)	
	03/29/2006	9070	38500	5660	16400	69630	184000	906 J	3060	18400	ND(13000)	
	04/04/2006	6360	29000	3810	12000	51170	151000	904 J	3220	18100	ND(6300)	
	04/12/2006	7460	38400	7500	22300	75660	66100	671	2020	13300	ND(2500)	
	04/18/2006	9100	40300	5750	16600	71750	132000	837 J	2980	18100	ND(13000)	
	05/16/2006	6150	34300	6840	20500	67790	46100	457 J	1380	8730	ND(6300)	
	06/16/2006	5300	30300	6100	16400	58100	12500	269 J	688 J	4990	ND(5000)	
	08/18/2006	5940	50500	8090	23800	88330	1700	NA	NA	NA	ND(5000)	
	11/15/2006	102	3330	1510	6330	11272	113	NA	NA	NA	ND(250)	
	02/22/2007	2720	23100	3380	14500	43700	538	ND(100)	94.8 J	903	ND(500)	
	05/14/2007	3720	28800	5410	16800	54730	282	ND(1000)	ND(1000)	ND(1000)	ND(5000)	
	08/17/2007	ND(1.0)	ND(1.0)	ND(1.0)	ND(1.0)	BRL	2.9	ND(5.0)	ND(5.0)	ND(5.0)	ND(25)	
	10/29/2007	24.1	68.4	20.5	549	662	52.3	ND(10)	ND(10)	4.6 J	ND(50)	
	02/18/2008	1.3	52.4	29.2	168	251	28.4	ND(5.0)	ND(5.0)	ND(5.0)	ND(25)	
	05/16/2008	106	2610	636	3360	6712	19.3 J	ND(100)	ND(100)	ND(100)	ND(500)	
	08/22/2008	1560	25400	6090	24400	57450	26.8	ND(100)	ND(100)	ND(100)	ND(500)	
	12/10/2008	35.6	373	38.7	546	993	5.2	ND(5.0)	ND(5.0)	ND(5.0)	ND(25)	
	03/11/2009	310	13400	4420	18200	36330	9.2	ND(13)	ND(13)	ND(13)	ND(63)	
	06/08/2009	ND(1.0)	ND(1.0)	ND(1.0)	0.68 J	0.68 J	6.4	ND(5.0)	ND(5.0)	ND(5.0)	ND(25)	
	09/11/2009	6.4	16.2	0.37 J	128	151 J	2.1	ND(5.0)	ND(5.0)	ND(5.0)	ND(25)	
	12/08/2009	277	5900	993	5470	12640	8.6 J	ND(100)	ND(100)	ND(100)	ND(500)	
	03/08/2010	105	359	4.5	489	958	6.8	ND(5.0)	ND(5.0)	ND(5.0)	ND(25)	
06/03/2010	1	45.3	15	118	179	8.9	ND(5.0)	ND(5.0)	ND(5.0)	ND(25)		
09/10/2010	154	3730	280	4310	8474	ND(25)	ND(130)	ND(130)	ND(130)	ND(630)		
12/07/2010	0.46 J	0.66 J	ND(1.0)	8.5	9.6 J	3.5	ND(5.0)	ND(5.0)	ND(5.0)	ND(25)		
03/09/2011	1.8	9.6	0.91 J	22.9	35.2 J	2.3	ND(5.0)	ND(5.0)	ND(5.0)	ND(25)		
06/08/2011	19.4	423	43.3	499	985	4.2	ND(5.0)	ND(5.0)	ND(5.0)	ND(25)		

TABLE 1

**Summary of Groundwater Analytical Results
Inactive Exxon Facility #28077
14528 Jarrettsville Pike
Phoenix, Maryland**

August 8, 2005 through January 22, 2019

Sample ID	Date	Benzene (µg/L)	Toluene (µg/L)	Ethyl- benzene (µg/L)	Total Xylenes (µg/L)	Total BTEX (µg/L)	MTBE (µg/L)	DIPE (µg/L)	ETBE (µg/L)	TAME (µg/L)	TBA (µg/L)	Comments
MW-1	09/08/2011	7	191	18	112	328	2.9	ND(5.0)	ND(5.0)	ND(5.0)	ND(25)	
	12/07/2011	ND(1.0)	10.2	1.2	20.4	31.8	2.4	ND(5.0)	ND(5.0)	ND(5.0)	ND(25)	
	03/13/2012	1.7	15	0.62 J	29.4	47 J	1.9	ND(5.0)	ND(5.0)	ND(5.0)	ND(25)	
	06/11/2012	36.5	763	63.1	785	1648	ND(5.0)	ND(25)	ND(25)	ND(25)	ND(130)	
	09/12/2012	ND(1.0)	5.4	0.35 J	17.8	23.6 J	2.1	ND(5.0)	ND(5.0)	ND(5.0)	ND(25)	
	12/13/2012	0.41 J	16.6	3.8	38.9	59.7 J	1.9	ND(5.0)	ND(5.0)	ND(5.0)	ND(25)	
	03/12/2013	1.7	85.9	8.5	107	203	1.8	ND(5.0)	ND(5.0)	ND(5.0)	ND(25)	
	06/20/2013	3.4	189	23.9	263	479	1.3	ND(5.0)	ND(5.0)	ND(5.0)	ND(25)	
	09/09/2013	2.1	65.1	1.3	71.4	139.9	1.5	ND(5.0)	ND(5.0)	ND(5.0)	ND(25)	
	11/25/2013	1.5	43.8	2.2	74.0	121.5	1.2	ND(5.0)	ND(5.0)	ND(5.0)	ND(25)	
	12/19/2013	6.6	283	36.7	308	634	1.2	ND(5.0)	ND(5.0)	ND(5.0)	ND(25)	
	01/28/2014	0.54 J	16.8	0.72 J	26.6	44.7 J	1.2	ND(5.0)	ND(5.0)	ND(5.0)	ND(25)	
	02/19/2014	25.3	652	26.6	666	1370	ND(5.0)	ND(25)	ND(25)	ND(25)	ND(130)	
	03/19/2014	0.32 J	12.9	0.71	21.0	34.9 J	ND(1.0)	ND(2.0)	ND(5.0)	ND(5.0)	ND(25)	
	04/22/2014	0.72	52.6	3.8	102	159	0.59 J	ND(2.0)	ND(5.0)	ND(5.0)	ND(25)	
	05/27/2014	ND(0.50)	3.6	ND(1.0)	15.1	18.7	0.45 J	ND(2.0)	ND(5.0)	ND(5.0)	ND(25)	
	06/11/2014	ND(0.50)	0.63 J	ND(1.0)	1.9	2.5 J	ND(1.0)	ND(2.0)	ND(5.0)	ND(5.0)	ND(25)	
	07/31/2014	ND(0.50)	ND(1.0)	ND(1.0)	ND(1.0)	BRL	ND(1.0)	ND(2.0)	ND(5.0)	ND(5.0)	ND(25)	
	09/12/2014	ND(0.50)	6.2	1.1	17.3	24.6	1.1	ND(2.0)	ND(2.0)	ND(2.0)	ND(10)	
	12/11/2014	ND(0.50)	0.61 J	ND(1.0)	1.2	1.8 J	0.68 J	ND(2.0)	ND(2.0)	ND(2.0)	ND(10)	
	03/10/2015	6	610	96	1100	1812	ND(1)	ND(1)	ND(1)	ND(1)	ND(5)	
	06/09/2015	22	3000	290	1800	5112	ND(5)	ND(5)	5 J	ND(5)	ND(25)	
	09/17/2015	52	4200	310	2000	6562	ND(2)	ND(2)	ND(2)	ND(2)	ND(40)	
	12/08/2015	0.6 J	140	22	120	283 J	ND(1)	ND(1)	ND(1)	ND(1)	ND(5)	
	03/16/2016	ND(1)	63	29	160	252	ND(1)	ND(1)	ND(1)	ND(1)	ND(5)	
	06/08/2016	1	150	35	350	536	ND(1)	ND(1)	ND(1)	ND(1)	ND(5)	
	09/14/2016	0.8 J	140	11	110	262 J	ND(1)	ND(1)	ND(1)	ND(1)	ND(20)	
	12/12/2016	ND(1)	13	1	17	31	ND(1)	ND(1)	ND(1)	ND(1)	ND(5)	
	03/10/2017	34	NA	110	1300	1444	ND(10)	ND(10)	ND(10)	ND(10)	21 J	
	06/16/2017	ND(1)	11	0.6 J	7	19 J	0.7 J	ND(1)	ND(1)	ND(1)	ND(5)	
	09/26/2017	ND(1)	88	2	300	390	ND(1)	ND(1)	ND(1)	ND(1)	ND(20)	
	12/22/2017	ND(1)	ND(1)	ND(1)	ND(1)	BRL	0.8 J	ND(1)	ND(1)	ND(1)	ND(20)	
02/06/2018	ND(1)	ND(1)	ND(1)	ND(1)	BRL	0.6 J	ND(1)	ND(1)	ND(1)	ND(5)		
05/11/2018	24	2000	70	2500	4594	ND(5)	ND(5)	ND(5)	ND(5)	ND(25)		
08/16/2018	ND(1)	0.4 J	ND(1)	ND(5)	0.4 J	ND(1)	ND(1)	ND(1)	ND(1)	ND(25)		

TABLE 1

**Summary of Groundwater Analytical Results
Inactive Exxon Facility #28077
14528 Jarrettsville Pike
Phoenix, Maryland**

August 8, 2005 through January 22, 2019

Sample ID	Date	Benzene (µg/L)	Toluene (µg/L)	Ethyl- benzene (µg/L)	Total Xylenes (µg/L)	Total BTEX (µg/L)	MTBE (µg/L)	DIPE (µg/L)	ETBE (µg/L)	TAME (µg/L)	TBA (µg/L)	Comments
MW-1	12/27/2018	3	2	0.5 J	2 J	8 J	ND(1)	ND(1)	ND(1)	ND(1)	ND(25)	
MW-7 [R]	03/21/2006	1500	14000	5250	15000	35750	82800	168 J	634 J	2360	ND(5000)	
	04/21/2006	3400	14500	1300	6540	25740	252000	469 J	1340	4320	ND(5000)	
	05/16/2006	4000	15500	1570 J	5980	27050 J	273000	ND(10000)	1460 J	9120 J	ND(50000)	
	08/22/2006	1680	3210	128	1100	6118	78700	NA	NA	NA	2440	
	09/20/2006	1190	3110	149	1240	5689	25200	NA	NA	NA	1520 J	
	10/20/2006	2130	2720	70.1 J	1390	6310 J	72800	NA	NA	NA	9360	
	11/07/2006	2820	6650	160 J	2290	11920 J	60600	NA	NA	NA	12100	
	12/20/2006	600	1150	32.7	657	2440	11400	141	498	8060	2790	
	01/18/2007	128	413	24.7	534	1100	4210	31.2	129	2980	3550	
	02/12/2007	482	1670	59.3	1070	3281	2940	26.5 J	76	1320	546	
	03/14/2007	419	1490	61.1	722	2692	1070	21.3 J	48.8	1380	322	
	04/11/2007	695	2760	88.2	1660	5203	2090	28.7 J	63.9 J	1930	644	
	05/08/2007	1010	3410	115	2130	6665	1470	25	46.2	1500	905	
	06/05/2007	995	3300	112	2080	6487	1350	15.1 J	29.9 J	1150	1320	
	07/20/2007	630	2550	74.7	1870	5125	1140	ND(50)	17.4 J	669	1120	
	08/21/2007	570	2140	50.3	2230	4990	1860	10.5 J	21 J	1080	1050	
	09/13/2007	406	2360	33.5	1340	4140	1090	8.3 J	17 J	794	1070	
	10/10/2007	837	1370	94.2	3010	5311	90800	221	622	7820	6150	
	11/06/2007	284	1840	25.8	1010	3160	1190	ND(50)	7.5 J	780	731	
	12/11/2007	274	1790	61.3	946	3071	817	4 J	10.1 J	713	723	
	01/17/2008	1100	8240	927	4160	14427	688	ND(250)	ND(250)	545	633 J	
	02/19/2008	905	6000	1850	6320	15075	184	ND(250)	ND(250)	97.6 J	ND(1300)	
	03/18/2008	643	3270	111	1950	5974	3030	ND(50)	21.8 J	893	596	
	04/24/2008	69.1	926	6.3	884	1885	537	ND(25)	3.7 J	323	344	
	05/21/2008	198	1300	9.7	2090	3598	345	1.8 J	3.1 J	209	180	
	08/18/2008	1010	11600	1900	5000	19510	395	ND(500)	ND(500)	271 J	ND(2500)	
	12/15/2008	4 J	893	778	4420	6095 J	2.9 J	ND(25)	ND(25)	ND(25)	ND(130)	
03/18/2009	49.7	550	29.1	427	1056	130	ND(25)	ND(25)	34.9	ND(130)		
06/08/2009	32.1	1450	1130	5820	8432	1.5	ND(5.0)	ND(5.0)	1.1 J	ND(25)		
09/09/2009	79.7	1940	215	2570	4805	91.4	ND(50)	ND(50)	36.7 J	ND(250)		
12/10/2009	10.4	363	110	962	1445	45.4	ND(10)	ND(10)	4.5 J	ND(50)		
03/08/2010	ND(2)	81.6	185	698	965	0.62 J	ND(10)	ND(10)	ND(10)	ND(50)		
06/17/2010	0.79 J	232	106	377	716 J	ND(2)	ND(10)	ND(10)	ND(10)	ND(50)		
09/14/2010	ND(20)	65.7	2340	8490	10896	ND(20)	ND(100)	ND(100)	ND(100)	ND(500)		

TABLE 1

**Summary of Groundwater Analytical Results
Inactive Exxon Facility #28077
14528 Jarrettsville Pike
Phoenix, Maryland**

August 8, 2005 through January 22, 2019

Sample ID	Date	Benzene (µg/L)	Toluene (µg/L)	Ethyl- benzene (µg/L)	Total Xylenes (µg/L)	Total BTEX (µg/L)	MTBE (µg/L)	DIPE (µg/L)	ETBE (µg/L)	TAME (µg/L)	TBA (µg/L)	Comments
MW-7 [R]	12/16/2010	ND(5.0)	56.3	764	2980	3800	2.2 J	ND(25)	ND(25)	ND(25)	ND(130)	
	03/22/2011	ND(2)	74.3	224	851	1149	0.84 J	ND(10)	ND(10)	ND(10)	ND(50)	
	06/27/2011	35.3	1840	84.3	1350	3310	67.6	ND(50)	ND(50)	18.2 J	ND(250)	
	09/28/2011	38.6	1500	161	1040	2740	174	ND(50)	ND(50)	36 J	ND(250)	
	12/15/2011	25	1840	158	1370	3393	15.6	ND(5.0)	ND(5.0)	4.4 J	ND(25)	
	03/21/2012	23.4	1910	129	1310	3372	10.7	ND(50)	ND(50)	ND(50)	ND(250)	
	06/20/2012	8.9	656	12.9	375	1053	11.4	ND(25)	ND(25)	2.2 J	ND(130)	
	09/20/2012	12	1910	131	1180	3233	493	ND(50)	3.3 J	32.5 J	ND(250)	
	12/13/2012	10.9	1580	161	1280	3032	1170	4.6 J	16 J	108	139	
	03/25/2013	66.4	1540	221	1470	3297	759	5.1 J	14.3 J	97.4	ND(250)	
	06/14/2013	39.6	1160	188	1170	2558	1010	5.5 J	15.7 J	121	104 J	
	09/24/2013	112	1600	154	1410	3276	902	4.4 J	15.2 J	91.9	57.4 J	
	12/18/2013	130	1290	148	1180	2748	1020	5.3 J	17.1 J	90.8	377	
	03/18/2014	87.4	1020	256	1410	2773	334	1.6 J	5.3 J	34.7	ND(130)	
	06/23/2014	271	2680	579	2480	6010	1570	7.9 J	20.1 J	190	196 J	
	09/17/2014	224	679	99.2	1170	2172	4350	13.3 J	43.7 J	316	ND(250)	
	12/09/2014	91.2	363	36.1	217	707	1980	9.9 J	34.0	347	124	
	03/10/2015	54	210	26	320	610	1500	11	31	250	8	
	06/18/2015	ND(5)	ND(5)	ND(5)	3 J	3 J	1200	11	33	300	ND(25)	
	09/29/2015	ND(1)	ND(1)	ND(1)	0.7 J	0.7 J	22	ND(1)	0.9 J	2	ND(20)	
	12/22/2015	ND(1)	ND(1)	ND(1)	ND(1)	BRL	4	ND(1)	ND(1)	0.6 J	ND(5)	
	03/14/2016	ND(1)	ND(1)	ND(1)	0.5 J	0.5 J	1 J	ND(1)	ND(1)	ND(1)	ND(5)	
	06/13/2016	ND(1)	ND(1)	ND(1)	ND(1)	BRL	0.6 J	ND(1)	ND(1)	ND(1)	ND(5)	
	09/19/2016	ND(1)	ND(1)	ND(1)	ND(1)	BRL	2	ND(1)	ND(1)	ND(1)	ND(20)	
	12/08/2016	ND(1)	ND(1)	ND(1)	ND(1)	BRL	1	ND(1)	ND(1)	ND(1)	ND(5)	
	03/20/2017	ND(1)	ND(1)	ND(1)	ND(1)	BRL	7	2	3	ND(1)	ND(5)	
	05/23/2017	ND(1)	ND(1)	ND(1)	10	10	2	ND(1)	ND(1)	ND(1)	ND(5)	
09/21/2017	ND(1)	ND(1)	ND(1)	ND(1)	BRL	ND(1)	ND(1)	ND(1)	ND(1)	ND(20)		
12/26/2017	ND(1)	ND(1)	ND(1)	ND(1)	BRL	ND(1)	ND(1)	ND(1)	ND(1)	ND(20)		
02/28/2018	ND(1)	ND(1)	ND(1)	ND(1)	BRL	3	ND(1)	ND(1)	ND(1)	ND(5)		
05/09/2018	ND(1)	ND(1)	ND(1)	ND(1)	BRL	25	0.6 J	1	1	ND(5)		
08/23/2018	0.2 J	0.2 J	ND(1)	ND(5)	0.4 J	35	0.5 J	0.9 J	3	10 J		
12/17/2018	ND(1)	0.3 J	0.8 J	3 J	4 J	12	ND(1)	0.3 J	1	ND(25)		
MW-13 [R]	03/22/2006	6730	39700	8130	20800	75360	239000	605 J	2110	18300	ND(25)	
	08/22/2006	547	6630	974	8200	16351	22100	NA	NA	NA	499	

TABLE 1

Summary of Groundwater Analytical Results
Inactive Exxon Facility #28077
14528 Jarrettsville Pike
Phoenix, Maryland

August 8, 2005 through January 22, 2019

Sample ID	Date	Benzene (µg/L)	Toluene (µg/L)	Ethyl- benzene (µg/L)	Total Xylenes (µg/L)	Total BTEX (µg/L)	MTBE (µg/L)	DIPE (µg/L)	ETBE (µg/L)	TAME (µg/L)	TBA (µg/L)	Comments	
MW-13 [R]	11/07/2006	138	2760	495	7390	10783	7400	NA	NA	NA	ND(630)		
	02/12/2007	35.2	520	70.4	4200	4826	2770	5.2 J	30.9 J	772	ND(500)		
	05/08/2007	9.4	155	47.2	656	868	167	ND(10)	2.3 J	32.1	ND(50)		
	08/21/2007	177	1580	227	3970	5954	1980	9.4 J	36.8 J	367	578		
	11/06/2007	84.3	751	107	980	1922	732	4 J	14.3 J	130	ND(130)		
	02/19/2008	279	1850	183	1470	3782	1240	20.8 J	65.7	273	ND(250)		
	05/22/2008	NS	NS	NS	NS	NS	NS	NS	NS	NS	NS	NS	Dry
	08/18/2008	30.9	194	23.7	220	469	133	1 J	3.4 J	33	ND(50)		
	12/15/2008	204	1290	109	1140	2743	888	9.6 J	28.8 J	286	ND(250)		
	03/19/2009	NS	NS	NS	NS	NS	NS	NS	NS	NS	NS	NS	Dry
	06/08/2009	ND(1.0)	6	6.2	191	203	187	ND(5.0)	1.6 J	59.5	19.2 J		
	09/09/2009	24.8	112	25.1	244	406	116	2.3 J	6.7	36.8	ND(25)		
	12/10/2009	7.9	46.9	8.6	80.7	144.1	34.2	0.59 J	1.8 J	9.7	ND(25)		
	03/08/2010	2.5	23.4	6.8	97.5	130.2	565	ND(5.0)	5.8	182	8.5 J		
	06/17/2010	47.8	145	156	292	641	782	2.7 J	8.8 J	71.2	ND(130)		
	09/14/2010	76.5	182	89.8	133	481	437	4.5 J	12.3	65.7	14.9 J		
	12/16/2010	290	1480	183	696	2649	181	18.1	39	169	ND(25)		
	03/22/2011	ND(1.0)	ND(1.0)	ND(1.0)	ND(1.0)	BRL	1.8	ND(5.0)	0.25 J	ND(5.0)	ND(25)		
	06/27/2011	109	321	55.2	160	645	44.1	4.9 J	10	41.8	ND(50)		
	09/28/2011	ND(1.0)	ND(1.0)	ND(1.0)	ND(1.0)	BRL	7.1	ND(5.0)	ND(5.0)	ND(5.0)	ND(25)		
	12/15/2011	62.7	193	4	175	435	30	8.9	17.5	68.7	ND(25)		
	03/21/2012	32.9	134	20.4	66	253	25	3.3 J	5.8	32.8	ND(25)		
	06/20/2012	17.4	52.5	7.9	26.9	104.7	5.7	0.64 J	1.2 J	5.1	ND(25)		
	09/20/2012	8	0.59 J	0.33 J	2.6	12 J	27.2	0.44 J	0.91 J	4.7 J	ND(25)		
	12/13/2012	75.2	177	34.8	207	494	12.9	1.9 J	3.7 J	17.9	ND(25)		
	03/25/2013	65.9	277	19.6	173	536	9.2	7 J	10.7	46	ND(50)		
	06/14/2013	172	743	103	278	1296	9.2	4.7 J	7.2 J	34.4	ND(130)		
	09/24/2013	1180	5630	665	1920	9395	26.5	16.1 J	24.8 J	129	ND(130)		
	12/18/2013	1430	6990	1020	2480	11920	47.3 J	26.8 J	41.3 J	200 J	ND(1300)		
	03/19/2014	371	1010	43.8	1030	2455	12.0	6.9	9.6	51.9	ND(25)		
06/23/2014	16.4	191	64.9	184	456	4.8	ND(2.0)	ND(5.0)	0.63 J	ND(25)			
09/17/2014	0.79	12.5	4.4	14.7	32.4	0.82 J	ND(2.0)	ND(2.0)	ND(2.0)	ND(10)			
12/09/2014	ND(0.50)	ND(1.0)	ND(1.0)	ND(1.0)	BRL	ND(1.0)	ND(2.0)	ND(2.0)	ND(2.0)	ND(10)			
03/16/2015	ND(1)	0.7 J	ND(1)	ND(1)	0.7 J	0.6 J	ND(1)	ND(1)	ND(1)	ND(5)			
06/18/2015	0.6 J	4	1	6	12 J	1	ND(1)	ND(1)	ND(1)	ND(5)			

TABLE 1

**Summary of Groundwater Analytical Results
Inactive Exxon Facility #28077
14528 Jarrettsville Pike
Phoenix, Maryland**

August 8, 2005 through January 22, 2019

Sample ID	Date	Benzene (µg/L)	Toluene (µg/L)	Ethyl- benzene (µg/L)	Total Xylenes (µg/L)	Total BTEX (µg/L)	MTBE (µg/L)	DIPE (µg/L)	ETBE (µg/L)	TAME (µg/L)	TBA (µg/L)	Comments
MW-13 [R]	09/29/2015	ND(1)	0.7 J	ND(1)	1	2 J	2	ND(1)	ND(1)	ND(1)	ND(20)	
	12/23/2015	ND(1)	0.5 J	ND(1)	ND(1)	0.5 J	0.9 J	ND(1)	ND(1)	ND(1)	ND(5)	
	03/14/2016	ND(1)	ND(1)	ND(1)	ND(1)	BRL	2	ND(1)	ND(1)	ND(1)	ND(5)	
	06/20/2016	ND(1)	ND(1)	ND(1)	ND(1)	BRL	1	ND(1)	ND(1)	ND(1)	ND(5)	
	09/28/2016	ND(1)	ND(1)	ND(1)	ND(1)	BRL	4	ND(1)	ND(1)	ND(1)	ND(20)	
	12/08/2016	44	46	88	62	240	280	ND(5)	5 J	29	270	
	03/20/2017	ND(1)	ND(1)	ND(1)	ND(1)	BRL	2	ND(1)	ND(1)	ND(1)	ND(5)	
	07/07/2017	ND(1)	ND(1)	ND(1)	ND(1)	BRL	0.7 J	ND(1)	ND(1)	ND(1)	ND(5)	
	09/28/2017	70	76	3	38	187	36	0.6 J	1	9	ND(20)	
	12/28/2017	ND(1)	ND(1)	ND(1)	ND(1)	BRL	ND(1)	ND(1)	ND(1)	ND(1)	ND(20)	
	02/28/2018	ND(1)	ND(1)	ND(1)	ND(1)	BRL	23	ND(1)	ND(1)	2	ND(5)	
	05/09/2018	1	3	ND(1)	3	7	13	ND(1)	ND(1)	1	ND(5)	
08/24/2018	0.5 J	0.6 J	0.3 J	ND(5)	1.4 J	75	0.9 J	2	6	24 J		
12/17/2018	ND(1)	ND(1)	ND(1)	ND(5)	BRL	1 J	ND(1)	ND(1)	ND(1)	ND(25)		
MW-27B [R]	07/15/2013	0.97 J	7.7	0.8 J	7.9	17.4 J	51.9	0.22 J	0.66 J	5	14.3 J	
	07/25/2013	1.3	2.4	ND(1.0)	1.4	5.1	54.4	ND(5.0)	0.55 J	4.5 J	13.6 J	
	08/09/2013	ND(1.0)	ND(1.0)	ND(1.0)	ND(1.0)	BRL	59.5	0.36 J	0.93 J	6.1	13.6 J	
	08/23/2013	ND(1.0)	ND(1.0)	ND(1.0)	ND(1.0)	BRL	29.3	ND(5.0)	ND(5.0)	2.1 J	ND(25)	
	09/09/2013	ND(1.0)	ND(1.0)	ND(1.0)	ND(1.0)	BRL	16.7	ND(5.0)	ND(5.0)	ND(5.0)	ND(25)	
	10/02/2013	ND(1.0)	ND(1.0)	ND(1.0)	ND(1.0)	BRL	43.3	ND(5.0)	0.63 J	2.4 J	ND(25)	
	10/18/2013	ND(1.0)	ND(1.0)	ND(1.0)	ND(1.0)	BRL	4.9	ND(5.0)	0.54 J	ND(5.0)	ND(25)	
	11/15/2013	ND(1.0)	ND(1.0)	ND(1.0)	ND(1.0)	BRL	42.5	0.32 J	0.93 J	3.4 J	18.4 J	
	12/12/2013	ND(1.0)	0.50 J	ND(1.0)	ND(1.0)	0.50 J	9.4	ND(5.0)	0.53 J	0.33 J	ND(25)	
	01/30/2014	ND(1.0)	ND(1.0)	ND(1.0)	ND(1.0)	BRL	8.5	ND(5.0)	0.39 J	0.40 J	ND(25)	
	02/18/2014	ND(1.0)	ND(1.0)	ND(1.0)	0.73 J	0.73 J	2.1	ND(5.0)	ND(5.0)	ND(5.0)	ND(25)	
	03/25/2014	ND(0.50)	ND(1.0)	ND(0.50)	ND(1.0)	BRL	ND(1.0)	ND(2.0)	ND(5.0)	ND(5.0)	ND(25)	
	04/21/2014	ND(0.50)	ND(1.0)	ND(0.50)	ND(1.0)	BRL	2.2	ND(2.0)	ND(5.0)	ND(5.0)	ND(25)	
	05/27/2014	ND(0.50)	ND(1.0)	ND(1.0)	ND(1.0)	BRL	ND(1.0)	ND(2.0)	ND(5.0)	ND(5.0)	ND(25)	
	06/24/2014	ND(0.50)	ND(1.0)	ND(1.0)	ND(1.0)	BRL	2.2	ND(2.0)	ND(5.0)	ND(5.0)	ND(25)	
	07/23/2014	ND(0.50)	ND(1.0)	ND(1.0)	ND(1.0)	BRL	ND(1.0)	ND(2.0)	ND(5.0)	ND(5.0)	ND(25)	
	08/19/2014	ND(0.50)	ND(1.0)	ND(1.0)	ND(1.0)	BRL	1.5	ND(2.0)	ND(2.0)	ND(2.0)	ND(10)	
09/15/2014	ND(0.50)	ND(1.0)	ND(1.0)	ND(1.0)	BRL	ND(1.0)	ND(2.0)	ND(2.0)	ND(2.0)	ND(10)		
10/30/2014	ND(0.50)	ND(1.0)	ND(1.0)	ND(1.0)	BRL	0.87 J	ND(2.0)	ND(2.0)	ND(2.0)	ND(10)		
11/17/2014	ND(0.50)	ND(1.0)	ND(1.0)	ND(1.0)	BRL	0.89 J	ND(2.0)	ND(2.0)	ND(2.0)	ND(10)		
12/11/2014	ND(0.50)	ND(1.0)	ND(1.0)	ND(1.0)	BRL	0.78 J	ND(2.0)	ND(2.0)	ND(2.0)	ND(10)		

TABLE 1

**Summary of Groundwater Analytical Results
Inactive Exxon Facility #28077
14528 Jarrettsville Pike
Phoenix, Maryland**

August 8, 2005 through January 22, 2019

Sample ID	Date	Benzene (µg/L)	Toluene (µg/L)	Ethyl- benzene (µg/L)	Total Xylenes (µg/L)	Total BTEX (µg/L)	MTBE (µg/L)	DIPE (µg/L)	ETBE (µg/L)	TAME (µg/L)	TBA (µg/L)	Comments
MW-27B [R]	01/19/2015	ND(1)	ND(1)	ND(1)	ND(1)	BRL	0.7 J	ND(1)	ND(1)	ND(1)	ND(5)	
	02/12/2015	ND(1)	ND(1)	ND(1)	ND(1)	BRL	0.6 J	ND(1)	ND(1)	ND(1)	ND(5)	
	03/10/2015	ND(1)	ND(1)	ND(1)	ND(1)	BRL	0.7 J	ND(1)	ND(1)	ND(1)	ND(5)	
	04/27/2015	ND(1)	ND(1)	ND(1)	ND(1)	BRL	0.6 J	ND(1)	ND(1)	ND(1)	ND(5)	
	05/15/2015	ND(1)	ND(1)	ND(1)	ND(1)	BRL	ND(1)	ND(1)	ND(1)	ND(1)	ND(5)	
	06/10/2015	ND(1)	ND(1)	ND(1)	ND(1)	BRL	0.7 J	ND(1)	ND(1)	ND(1)	ND(5)	
	07/29/2015	ND(1)	ND(1)	ND(1)	ND(1)	BRL	ND(1)	ND(1)	ND(1)	ND(1)	ND(5)	
	08/18/2015	ND(1)	ND(1)	ND(1)	ND(1)	BRL	0.8 J	ND(1)	ND(1)	ND(1)	ND(5)	
	09/17/2015	ND(1)	ND(1)	ND(1)	ND(1)	BRL	1	ND(1)	ND(1)	ND(1)	ND(20)	
	10/15/2015	ND(5)	ND(5)	ND(5)	ND(5)	BRL	ND(5)	ND(5)	ND(5)	ND(5)	ND(25)	
	11/24/2015	ND(1)	ND(1)	ND(1)	ND(1)	BRL	ND(1)	ND(1)	ND(1)	ND(1)	ND(5)	
	12/22/2015	ND(1)	ND(1)	ND(1)	ND(1)	BRL	ND(1)	ND(1)	ND(1)	ND(1)	ND(5)	
	01/29/2016	ND(1)	ND(1)	ND(1)	ND(1)	BRL	ND(1)	ND(1)	ND(1)	ND(1)	2 J	
	02/24/2016	ND(1)	ND(1)	ND(1)	ND(1)	BRL	ND(1)	ND(1)	ND(1)	ND(1)	ND(5)	
	03/24/2016	ND(1)	ND(1)	ND(1)	ND(1)	BRL	ND(1)	ND(1)	ND(1)	ND(1)	ND(5)	
	04/11/2016	ND(1)	ND(1)	ND(1)	ND(1)	BRL	ND(1)	ND(1)	ND(1)	ND(1)	ND(20)	
	05/18/2016	ND(1)	ND(1)	ND(1)	ND(1)	BRL	ND(1)	ND(1)	ND(1)	ND(1)	ND(5)	
	06/27/2016	ND(1)	ND(1)	ND(1)	ND(1)	BRL	ND(1)	ND(1)	ND(1)	ND(1)	ND(5)	
	07/26/2016	ND(1)	ND(1)	ND(1)	ND(1)	BRL	ND(1)	ND(1)	ND(1)	ND(1)	ND(5)	
	08/26/2016	ND(1)	ND(1)	ND(1)	ND(1)	BRL	ND(1)	ND(1)	ND(1)	ND(1)	ND(5)	
	09/14/2016	ND(1)	ND(1)	ND(1)	ND(1)	BRL	ND(1)	ND(1)	ND(1)	ND(1)	ND(20)	
	10/27/2016	ND(1)	ND(1)	ND(1)	ND(1)	BRL	0.6 J	ND(1)	ND(1)	ND(1)	ND(5)	
	11/09/2016	ND(1)	ND(1)	ND(1)	ND(1)	BRL	ND(1)	ND(1)	ND(1)	ND(1)	ND(5)	
	12/22/2016	ND(1)	ND(1)	ND(1)	ND(1)	BRL	ND(1)	ND(1)	ND(1)	ND(1)	ND(5)	
	01/31/2017	ND(1)	ND(1)	ND(1)	4	4	0.8 J	ND(1)	ND(1)	ND(1)	ND(5)	
	02/28/2017	0.9 J	5	0.8 J	210	217 J	6	ND(1)	ND(1)	1	ND(5)	
	03/10/2017	1	3	1	NA	5	9	ND(1)	ND(1)	2	4 J	
04/24/2017	1	2	ND(1)	190	193	8	ND(1)	ND(1)	2	3 J		
05/31/2017	0.9 J	1	ND(1)	160	162 J	8	ND(1)	ND(1)	1	2 J		
06/27/2017	1	1	ND(1)	130	132	9	ND(1)	ND(1)	1	3 J		
07/27/2017	1 J	0.8 J	ND(1)	110	112 J	9	ND(1)	ND(1)	1	3 J		
08/31/2017	0.6 J	ND(1)	ND(1)	53	54 J	10	ND(1)	ND(1)	1	3 J		
09/26/2017	0.5 J	ND(1)	ND(1)	28	29 J	9	ND(1)	ND(1)	0.8 J	ND(20)		
10/10/2017	0.5 J	ND(1)	ND(1)	18	19 J	11	ND(1)	ND(1)	1	ND(5)		
11/15/2017	ND(1)	ND(1)	ND(1)	2	2	11	ND(1)	ND(1)	1	ND(5)		

TABLE 1

**Summary of Groundwater Analytical Results
Inactive Exxon Facility #28077
14528 Jarrettsville Pike
Phoenix, Maryland**

August 8, 2005 through January 22, 2019

Sample ID	Date	Benzene (µg/L)	Toluene (µg/L)	Ethyl- benzene (µg/L)	Total Xylenes (µg/L)	Total BTEX (µg/L)	MTBE (µg/L)	DIPE (µg/L)	ETBE (µg/L)	TAME (µg/L)	TBA (µg/L)	Comments
MW-27B [R]	12/22/2017	0.6 J	ND(1)	ND(1)	0.6 J	1.2 J	11	ND(1)	ND(1)	1	ND(20)	
	01/31/2018	0.6 J	ND(1)	ND(1)	ND(1)	0.6 J	12	ND(1)	ND(1)	1	3 J	
	02/16/2018	0.5 J	ND(1)	ND(1)	ND(1)	0.5 J	10	ND(1)	ND(1)	0.9 J	ND(5)	
	03/08/2018	0.6 J	ND(1)	ND(1)	ND(1)	0.6 J	12	ND(1)	ND(1)	1	ND(5)	
	04/16/2018	ND(1)	ND(1)	ND(1)	ND(1)	BRL	10	ND(1)	ND(1)	1 J	ND(5)	
	05/16/2018	0.6 J	ND(1)	ND(1)	ND(1)	0.6 J	14	ND(1)	ND(1)	1	3 J	
	06/13/2018	ND(1)	ND(1)	ND(1)	ND(1)	BRL	14	ND(1)	ND(1)	1	ND(5)	
	07/11/2018	ND(1)	ND(1)	ND(1)	ND(1)	BRL	13	ND(1)	ND(1)	1 J	ND(5)	
	08/20/2018	0.3 J	ND(1)	ND(1)	ND(5)	0.3 J	12	ND(1)	ND(1)	0.8 J	ND(25)	
	09/21/2018	0.4 J	ND(1)	ND(1)	ND(5)	0.4 J	15	ND(1)	ND(1)	1	ND(25)	
	10/09/2018	0.6 J	ND(1)	ND(1)	0.5 J	1.1 J	18	ND(1)	0.2 J	2	ND(25)	
11/29/2018	1	ND(1)	ND(1)	ND(5)	1	34	ND(1)	0.4 J	3	ND(25)		
12/31/2018	1	ND(1)	ND(1)	ND(5)	1	42	ND(1)	0.4 J	3	ND(25)		
MW-27B(63)	09/29/2014	ND(0.50)	ND(1.0)	ND(1.0)	ND(1.0)	BRL	1.3	ND(2.0)	ND(2.0)	ND(2.0)	ND(10)	
	10/22/2014	ND(0.50)	ND(1.0)	ND(1.0)	ND(1.0)	BRL	1.4	ND(2.0)	ND(2.0)	ND(2.0)	ND(10)	
	11/24/2014	ND(0.50)	ND(1.0)	ND(1.0)	ND(1.0)	BRL	0.78 J	ND(2.0)	ND(2.0)	ND(2.0)	ND(10)	
MW-27B(68)	09/29/2014	ND(0.50)	ND(1.0)	ND(1.0)	ND(1.0)	BRL	1.1	ND(2.0)	ND(2.0)	ND(2.0)	ND(10)	
	10/22/2014	ND(0.50)	ND(1.0)	ND(1.0)	ND(1.0)	BRL	0.94 J	ND(2.0)	ND(2.0)	ND(2.0)	ND(10)	
	11/24/2014	ND(0.50)	ND(1.0)	ND(1.0)	ND(1.0)	BRL	0.78 J	ND(2.0)	ND(2.0)	ND(2.0)	ND(10)	
MW-27B(104)	09/29/2014	ND(0.50)	ND(1.0)	ND(1.0)	ND(1.0)	BRL	0.45 J	ND(2.0)	ND(2.0)	ND(2.0)	ND(10)	
	10/22/2014	ND(0.50)	ND(1.0)	ND(1.0)	ND(1.0)	BRL	ND(1.0)	ND(2.0)	ND(2.0)	ND(2.0)	ND(10)	
	11/24/2014	ND(0.50)	ND(1.0)	ND(1.0)	ND(1.0)	BRL	0.79 J	ND(2.0)	ND(2.0)	ND(2.0)	ND(10)	
MW-27B(109.5)	09/29/2014	ND(0.50)	ND(1.0)	ND(1.0)	ND(1.0)	BRL	0.45 J	ND(2.0)	ND(2.0)	ND(2.0)	ND(10)	
	10/22/2014	ND(0.50)	ND(1.0)	ND(1.0)	ND(1.0)	BRL	0.47 J	ND(2.0)	ND(2.0)	ND(2.0)	ND(10)	
	11/24/2014	ND(0.50)	ND(1.0)	ND(1.0)	ND(1.0)	BRL	0.78 J	ND(2.0)	ND(2.0)	ND(2.0)	ND(10)	
MW-27R [R]	02/14/2008	549	427	ND(200)	4810	5786	138000	334 J	883 J	11300	8820	
	05/21/2008	8.2	113	ND(5.0)	807	928	77600	170	508	5550	6050	
	08/18/2008	109	754	6	974	1843	42700	109	321	4100	2020	
	12/15/2008	254	1860	60.5 J	1630	3805 J	78500	214 J	587	6830	2180 J	
	03/18/2009	54.4 J	462	ND(100)	457	973 J	18100	41.6 J	210 J	1980	ND(2500)	
	06/08/2009	ND(50)	58.3	ND(50)	208	266	22000	61.7 J	153 J	2340	697 J	
	09/09/2009	ND(20)	ND(20)	ND(20)	7.4 J	7.4 J	10400	14.1 J	58.4 J	1030	943	
	12/10/2009	967	3280	339	1360	5946	15600	78.8 J	190 J	2230	ND(1300)	
03/08/2010	3530	14000	925	5500	23955	50000	252 J	631 J	8180	2030 J		

TABLE 1

**Summary of Groundwater Analytical Results
Inactive Exxon Facility #28077
14528 Jarrettsville Pike
Phoenix, Maryland**

August 8, 2005 through January 22, 2019

Sample ID	Date	Benzene (µg/L)	Toluene (µg/L)	Ethyl- benzene (µg/L)	Total Xylenes (µg/L)	Total BTEX (µg/L)	MTBE (µg/L)	DIPE (µg/L)	ETBE (µg/L)	TAME (µg/L)	TBA (µg/L)	Comments
MW-27R [R]	06/17/2010	1320	7640	289	3530	12779	28700	128 J	326 J	4550	1780 J	
	09/14/2010	52.2	1390	117	1190	2749	2660	6.3 J	27.1	356	430	
	12/16/2010	5.5	253	27.3	232	518	858	4.1 J	17.2 J	110	ND(130)	
	03/22/2011	4.5	73.9	11.9	92.5	182.8	162	11.3	37	18.2	16.1 J	
	06/27/2011	1380	9790	540	5520	17230	9540	60.9 J	134	1780	394 J	
	09/28/2011	29.5	235	17.3	195	477	81.4	0.69 J	1.6 J	34.5	ND(25)	
	12/15/2011	184	1960	143	1390	3677	5510	27.1 J	70.7	948	463	
	03/21/2012	0.48 J	7	0.25 J	0.86 J	9 J	119	1.8 J	3 J	26.2	ND(25)	
	06/20/2012	89.4	989	59.1	698	1836	3790	14.2 J	38.3 J	611	333 J	
	09/20/2012	0.81 J	3	ND(1.0)	9.5	13 J	7.8	ND(5.0)	0.51 J	4.3 J	ND(25)	
	12/12/2012	125	1090	11.7 J	956	2183 J	5520	18.7 J	52.7 J	683	409 J	
	03/25/2013	87.2	392	10.4 J	577	1067 J	4510	27 J	56.5 J	621	387 J	
	06/14/2013	11	44.2	4.3 J	1010	1070 J	5480	19.5 J	49.1 J	601	407	
	09/24/2013	21.8	52.6	ND(10)	247	321	4950	14.4 J	39.7 J	460	1170	
	12/18/2013	ND(25)	14.5 J	ND(25)	36.1	50.6 J	8170	37.4 J	94.6 J	886	3230	
	03/18/2014	ND(5.0)	ND(10)	ND(5.0)	3.6 J	3.6 J	3550	14.9 J	39.2 J	578	76.9 J	
	06/23/2014	31.2	371	7.9	684	1094	4220	24.0	54.5	721	242	
	09/16/2014	26.0	148	ND(25)	127	301	4240	16.8 J	39.3 J	472	ND(250)	
	12/09/2014	1.1	113	19.1	929	1062	491	2.0 J	5.7	59.7	85.9	
	03/10/2015	4	11	ND(1)	120	135	2600	13	29	310	120	
	06/18/2015	ND(1)	1 J	ND(1)	10	11 J	7	ND(1)	ND(1)	1	ND(5)	
	09/11/2015	2	18	1	36	57	28	ND(1)	ND(1)	3	ND(20)	
	12/22/2015	ND(5)	ND(5)	ND(5)	4 J	4 J	1100	5 J	13	92	170	
	03/14/2016	ND(1)	ND(1)	ND(1)	1	1	ND(1)	ND(1)	ND(1)	ND(1)	ND(5)	
	06/13/2016	8	10	1	20	39	850	5	10	86	110	
	09/19/2016	ND(1)	ND(1)	ND(1)	ND(1)	BRL	2	ND(1)	ND(1)	ND(1)	ND(20)	
	12/08/2016	ND(1)	ND(1)	ND(1)	ND(1)	BRL	ND(1)	ND(1)	ND(1)	ND(1)	ND(5)	
	03/20/2017	3	21	2	58	84	34	ND(1)	0.6 J	10	2 J	
	05/23/2017	1	1	ND(1)	6	8	250	0.8 J	2	20	130	
	09/22/2017	0.6 J	4	ND(1)	10	15 J	5	ND(1)	ND(1)	1	ND(20)	
12/27/2017	21	19	1	53	94	970	6	13	100	420		
02/28/2018	13	11	7	15	46	450	4	7	42	420		
05/09/2018	ND(5)	ND(5)	ND(5)	ND(5)	BRL	540	3 J	7	46	620		
08/24/2018	4	8	6	14	32	61	0.6 J	1	6	74		
09/12/2018	ND(1)	0.2 J	ND(1)	ND(5)	0.2 J	ND(1)	ND(1)	ND(1)	ND(1)	ND(25)		

TABLE 1

**Summary of Groundwater Analytical Results
Inactive Exxon Facility #28077
14528 Jarrettsville Pike
Phoenix, Maryland**

August 8, 2005 through January 22, 2019

Sample ID	Date	Benzene (µg/L)	Toluene (µg/L)	Ethyl- benzene (µg/L)	Total Xylenes (µg/L)	Total BTEX (µg/L)	MTBE (µg/L)	DIPE (µg/L)	ETBE (µg/L)	TAME (µg/L)	TBA (µg/L)	Comments
MW-27R [R]	12/03/2018	10	35	8	53	106	38	0.3 J	0.8 J	7	32	
MW-38 [R]	03/07/2006	ND(1.0)	0.81 J	ND(1.0)	ND(1.0)	0.81 J	2.2	ND(5.0)	ND(5.0)	ND(5.0)	ND(25)	
	03/09/2006	ND(1.0)	1.2	0.32 J	0.51 J	2.0 J	2.1	ND(5.0)	ND(5.0)	ND(5.0)	ND(25)	
	03/13/2006	1	11.4	6.5	22.3	41	3.8	ND(5.0)	ND(5.0)	0.79 J	ND(25)	
	03/17/2006	ND(1.0)	1.3	1.2	4.8	7.3	ND(1.0)	ND(5.0)	ND(5.0)	ND(5.0)	ND(25)	
	03/21/2006	ND(1.0)	0.49 J	0.46 J	2.6	3.6 J	ND(1.0)	ND(5.0)	ND(5.0)	ND(5.0)	ND(25)	
	03/28/2006	13.8	13.7	2	45.9	75	13.6	ND(5.0)	0.45 J	3.8 J	ND(25)	
	04/04/2006	1.3	4.4	0.79 J	5	11 J	2	ND(5.0)	ND(5.0)	0.71 J	ND(25)	
	04/11/2006	175	420	16.2	300	911	498	6.2 J	19.1 J	197	ND(130)	
	04/18/2006	147	323	17.9	552	1040	457	5.9	19.4	197	ND(25)	
	05/15/2006	36.4	169	11.1	171	388	252	4.1 J	12.2	127	15.8 J	
	08/23/2006	ND(1.0)	ND(1.0)	ND(1.0)	ND(1.0)	BRL	ND(1.0)	NA	NA	NA	ND(25)	
	11/08/2006	ND(1.0)	ND(1.0)	ND(1.0)	ND(1.0)	BRL	ND(1.0)	NA	NA	NA	ND(25)	
	02/16/2007	ND(1.0)	ND(1.0)	ND(1.0)	ND(1.0)	BRL	26.7	ND(5.0)	0.42 J	2 J	ND(25)	
	05/09/2007	ND(1.0)	ND(1.0)	ND(1.0)	ND(1.0)	BRL	174	ND(5.0)	3 J	12.5	ND(25)	
	08/21/2007	ND(1.0)	ND(1.0)	ND(1.0)	ND(1.0)	BRL	5.7	ND(5.0)	ND(5.0)	ND(5.0)	ND(25)	
	08/27/2007	ND(1.0)	ND(1.0)	ND(1.0)	ND(1.0)	BRL	7.7	ND(5.0)	0.59 J	ND(5.0)	ND(25)	
	09/13/2007	ND(1.0)	ND(1.0)	ND(1.0)	ND(1.0)	BRL	4.8	ND(5.0)	ND(5.0)	ND(5.0)	ND(25)	
	09/25/2007	ND(1.0)	ND(1.0)	ND(1.0)	ND(1.0)	BRL	1	ND(5.0)	ND(5.0)	ND(5.0)	ND(25)	
	10/09/2007	ND(1.0)	0.71 J	ND(1.0)	ND(1.0)	0.71 J	2.8	ND(5.0)	ND(5.0)	ND(5.0)	ND(25)	
	10/23/2007	ND(1.0)	ND(1.0)	ND(1.0)	ND(1.0)	BRL	0.42 J	ND(5.0)	ND(5.0)	ND(5.0)	ND(25)	
	10/30/2007	ND(1.0)	ND(1.0)	ND(1.0)	ND(1.0)	BRL	0.58 J	ND(5.0)	ND(5.0)	ND(5.0)	ND(25)	
	11/21/2007	ND(1.0)	0.64 J	ND(1.0)	ND(1.0)	0.64 J	3.2	ND(5.0)	ND(5.0)	ND(5.0)	ND(25)	
	12/11/2007	ND(1.0)	ND(1.0)	ND(1.0)	ND(1.0)	BRL	ND(1.0)	ND(5.0)	ND(5.0)	ND(5.0)	ND(25)	
	12/17/2007	ND(1.0)	ND(1.0)	ND(1.0)	ND(1.0)	BRL	0.5 J	ND(5.0)	ND(5.0)	ND(5.0)	ND(25)	
	12/31/2007	ND(1.0)	ND(1.0)	ND(1.0)	ND(1.0)	BRL	24.6	1.3 J	2.5 J	0.95 J	ND(25)	
	01/09/2008	ND(1.0)	ND(1.0)	ND(1.0)	ND(1.0)	BRL	19.1	ND(5.0)	0.68 J	0.85 J	ND(25)	
	02/11/2008	ND(1.0)	ND(1.0)	ND(1.0)	ND(1.0)	BRL	139	2.8 J	5.8	6	ND(25)	
	02/18/2008	ND(1.0)	ND(1.0)	ND(1.0)	ND(1.0)	BRL	0.63 J	ND(5.0)	ND(5.0)	ND(5.0)	ND(25)	
03/04/2008	NS	NS	NS	NS	NS	NS	NS	NS	NS	NS	NS	No Access
03/17/2008	0.87 J	ND(1.0)	ND(1.0)	ND(1.0)	0.87 J	1010	10.4	30.3	58.4	ND(25)		
04/07/2008	ND(1.0)	ND(1.0)	ND(1.0)	ND(1.0)	BRL	6.1	ND(5.0)	ND(5.0)	ND(5.0)	ND(25)		
04/24/2008	ND(1.0)	ND(1.0)	ND(1.0)	ND(1.0)	BRL	1.9	0.67 J	0.93 J	ND(5.0)	ND(25)		
05/20/2008	ND(1.0)	ND(1.0)	ND(1.0)	ND(1.0)	BRL	4.5	ND(5.0)	ND(5.0)	ND(5.0)	ND(25)		
08/21/2008	ND(1.0)	ND(1.0)	ND(1.0)	ND(1.0)	BRL	ND(1.0)	ND(5.0)	ND(5.0)	ND(5.0)	ND(25)		

TABLE 1

**Summary of Groundwater Analytical Results
Inactive Exxon Facility #28077
14528 Jarrettsville Pike
Phoenix, Maryland**

August 8, 2005 through January 22, 2019

Sample ID	Date	Benzene (µg/L)	Toluene (µg/L)	Ethyl- benzene (µg/L)	Total Xylenes (µg/L)	Total BTEX (µg/L)	MTBE (µg/L)	DIPE (µg/L)	ETBE (µg/L)	TAME (µg/L)	TBA (µg/L)	Comments
MW-38 [R]	12/12/2008	ND(1.0)	ND(1.0)	ND(1.0)	ND(1.0)	BRL	441	7.3	17.6	23.7	ND(25)	
	01/29/2009	ND(1.0)	ND(1.0)	ND(1.0)	ND(1.0)	BRL	412	8.5	20.4	23	ND(25)	
	02/23/2009	1.5	0.61 J	ND(1.0)	0.99 J	3.1 J	743	11.5	28	42.7	ND(25)	
	03/09/2009	2.5 J	ND(5.0)	ND(5.0)	ND(5.0)	2.5 J	813	9.7 J	23.7 J	46.6	ND(130)	
	04/20/2009	8.5	14.5	1.6 J	7.8	32.4 J	1350	10.3	28.9	90.7	ND(50)	
	05/20/2009	34.3	25.3	9.7	34.2	103.5	1610	16.8	41.7	149	672	
	06/11/2009	30	27.4	ND(10)	21.9	79	1750	11.8 J	33.8 J	140	ND(250)	
	07/28/2009	8.8	1.6 J	ND(2)	6.6	17.0 J	1130	8.3 J	21.3	92	ND(50)	
	08/24/2009	20.4	4.6	ND(1.0)	23.3	48.3	1080	9.4	23.2	87.4	ND(25)	
	09/16/2009	20.8	3.4	ND(1.0)	20.2	44.4	884	9.2	21.4	76	7.5 J	
	10/15/2009	148	25.6	ND(5.0)	191	365	2800	19.8 J	56.4	295	ND(130)	
	11/23/2009	11.5	1.5	ND(1.0)	12.5	25.5	787	6.3	15.7	60.7	ND(25)	
	12/28/2009	13.4	1.5	ND(1.0)	15	30	682	6.1	14.6	53.4	ND(25)	
	01/28/2010	13.8	1.4	ND(1.0)	17.6	32.8	620	4.9 J	12.2	42.1	ND(25)	
	02/23/2010	11.4	1.2	ND(1.0)	15.4	28.0	467	3.8 J	9.7	34.7	ND(25)	
	03/18/2010	ND(1.0)	ND(1.0)	ND(1.0)	ND(1.0)	BRL	128	2.7 J	7.1	7.5	ND(25)	
	04/20/2010	19.3	2.9	ND(1.0)	27.5	49.7	849	4.6 J	12.1	45.1	ND(25)	
	05/26/2010	16.3	2.2	ND(1.0)	26.8	45.3	724	3.8 J	10.3	40.9	ND(25)	
	06/10/2010	11.8	1.5	ND(1.0)	19.8	33.1	571	3.3 J	9.3	31.3	ND(25)	
	06/23/2010	19.3	2.4	ND(1.0)	32	54	728	4.5 J	11.4	41	ND(25)	
	07/14/2010	16.6	2.1	ND(1.0)	27.6	46.3	630	3.8 J	10	34	ND(25)	
	07/26/2010	24.1	2.6	ND(1.0)	51	78	603	3 J	7.9	30.9	ND(25)	
	08/09/2010	21.7	3.2 J	ND(5.0)	37.9	62.8 J	995	4.3 J	12.3 J	47.2	ND(130)	
	08/24/2010	13.2	2	ND(1.0)	25.2	40	631	3.2 J	9.1	32.1	ND(25)	
	09/07/2010	20	3.6	ND(1.0)	39.8	63	711	4.3 J	11.6	37	ND(25)	
	09/24/2010	6	0.62 J	ND(1.0)	11.8	18 J	310	1.7 J	4.6 J	19.5	ND(25)	
	10/12/2010	23.9	6.1	ND(1.0)	49.3	79.3	707	4.6 J	12.6	43.1	7.7 J	
	10/27/2010	11.3	2.5	ND(1.0)	25.9	39.7	392	2.7 J	6.9	24.4	4.9 J	
	11/08/2010	23.1	5.7	ND(1.0)	49.1	77.9	696	4.6 J	14.5	42.3	381	
	11/29/2010	19	4.6	ND(1.0)	42.7	66	483	3.2 J	8.7	31.4	7.2 J	
12/10/2010	18.8	4.7	ND(1.0)	49.7	73.2	496	3 J	8.4	31.8	21.9 J		
12/28/2010	20.2	4.7	ND(1.0)	50.3	75.2	557	3.7 J	9.5	32.1	ND(25)		
01/11/2011	24.3	6	ND(1.0)	63	93	586	4.4 J	11.6	42	ND(25)		
01/25/2011	16.7	3.7	ND(1.0)	42.1	62.5	528	2.9 J	7.7	27.4	ND(25)		
02/08/2011	13.5	3	11.4	39.9	68	501	3.1 J	8.7	30.9	7.2 J		

TABLE 1

**Summary of Groundwater Analytical Results
Inactive Exxon Facility #28077
14528 Jarrettsville Pike
Phoenix, Maryland**

August 8, 2005 through January 22, 2019

Sample ID	Date	Benzene (µg/L)	Toluene (µg/L)	Ethyl- benzene (µg/L)	Total Xylenes (µg/L)	Total BTEX (µg/L)	MTBE (µg/L)	DIPE (µg/L)	ETBE (µg/L)	TAME (µg/L)	TBA (µg/L)	Comments
MW-38 [R]	02/25/2011	12.3	2.7	ND(1.0)	27.6	42.6	517	3.6 J	9.6	29.3	ND(25)	
	03/09/2011	11.1	2.1 J	ND(2.5)	27.5	40.7 J	379	2.4 J	6.8 J	25.8	ND(63)	
	03/29/2011	10	1.8	ND(1.0)	22.7	35	468	3.2 J	8.1	26.3	ND(25)	
	04/07/2011	7.9	1.5	ND(1.0)	19.1	28.5	292	2.2 J	5.8	19.1	81	
	04/27/2011	8.1	1.5	ND(1.0)	19.7	29.3	299	2.2 J	5.3	15.1	ND(25)	
	05/11/2011	7.4	0.89 J	ND(1.0)	11.9	20.2 J	279	2.5 J	6.1	16.5	ND(25)	
	05/24/2011	3.8	0.38 J	ND(1.0)	6	10 J	148	1 J	2.3 J	8.2	ND(25)	
	06/07/2011	6.7	0.62 J	ND(1.0)	11.5	18.8 J	336	1.9 J	5.5	18.4	ND(25)	
	06/28/2011	4.3	0.31 J	ND(1.0)	5.8	10.4 J	279	1.8 J	4.6 J	14.2	12.8 J	
	07/08/2011	4.2	0.24 J	ND(1.0)	6	10 J	213	1.5 J	3.7 J	11.5	ND(25)	
	07/29/2011	4.2	ND(1.0)	ND(1.0)	5.8	10.0	235	1.4 J	3.9 J	13.5	ND(25)	
	08/08/2011	2.3	ND(1.0)	ND(1.0)	2.3	4.6	248	1.6 J	4.3 J	13.4	ND(25)	
	08/31/2011	2.9	ND(1.0)	ND(1.0)	3.5	6.4	221	1.2 J	3.4 J	12	ND(25)	
	09/12/2011	2.5	ND(1.0)	ND(1.0)	3.3	5.8	164	1 J	3 J	9.1	ND(25)	
	09/29/2011	2.2	ND(1.0)	ND(1.0)	2.3	4.5	185	1 J	2.8 J	9.7	ND(25)	
	10/13/2011	2	ND(1.0)	ND(1.0)	1.6	4	194	1.3 J	3.5 J	9.4	ND(25)	
	10/25/2011	1.6	ND(1.0)	ND(1.0)	1.2	2.8	149	0.94 J	2.4 J	6.7	ND(25)	
	11/08/2011	1.9	ND(1.0)	ND(1.0)	1.2	3.1	168	1.1 J	3.3 J	10	ND(25)	
	11/30/2011	1.9	ND(1.0)	ND(1.0)	1.2	3.1	183	0.88 J	3 J	9.3	ND(25)	
	12/13/2011	1.5	ND(1.0)	ND(1.0)	0.86 J	2.4 J	162	1.3 J	3.1 J	8.2	3.3 J	
	12/28/2011	2.1	ND(1.0)	ND(1.0)	1.9	4.0	150	1 J	2.9 J	8.2	ND(25)	
	01/06/2012	2	ND(1.0)	ND(1.0)	1.3	3	140	1 J	2.8 J	7.5	ND(25)	
	01/23/2012	2.2	ND(1.0)	ND(1.0)	2	4	137	0.93 J	2.5 J	6.7	ND(25)	
	02/16/2012	2.3	ND(1.0)	ND(1.0)	2.4	4.7	156	1 J	2.9 J	8.9	ND(25)	
	02/28/2012	1.8	ND(1.0)	ND(1.0)	2.1	3.9	110	0.89 J	2.2 J	6	ND(25)	
	03/12/2012	1.7	ND(1.0)	ND(1.0)	1.4	3.1	119	0.79 J	2 J	6.2	ND(25)	
	03/27/2012	1.6	ND(1.0)	ND(1.0)	0.7 J	2.3 J	112	0.66 J	1.9 J	5.3	ND(25)	
	04/05/2012	2.1	ND(1.0)	ND(1.0)	1.7	3.8	126	0.82 J	2.3 J	6.6	ND(25)	
	04/24/2012	2.1	ND(1.0)	ND(1.0)	2.2	4.3	132	0.84 J	2.3 J	6.7	ND(25)	
	05/08/2012	2	ND(1.0)	ND(1.0)	2.2	4	130	0.86 J	2.2 J	6.8	ND(25)	
	05/29/2012	2.8	ND(1.0)	ND(1.0)	3.7	6.5	147	0.94 J	2.4 J	7.9	ND(25)	
	06/11/2012	2.3	ND(1.0)	ND(1.0)	3.3	5.6	140	1 J	2.4 J	8.3	ND(25)	
	06/25/2012	2.3	ND(1.0)	ND(1.0)	2.8	5.1	162	1.1 J	2.9 J	8.4	ND(25)	
	07/06/2012	2.3	ND(1.0)	ND(1.0)	4.4	6.7	136	0.86 J	2.3 J	7.7	ND(25)	
	07/24/2012	0.46 J	ND(1.0)	ND(1.0)	0.75 J	1.21 J	53	0.22 J	0.69 J	2.4 J	ND(25)	

TABLE 1

**Summary of Groundwater Analytical Results
Inactive Exxon Facility #28077
14528 Jarrettsville Pike
Phoenix, Maryland**

August 8, 2005 through January 22, 2019

Sample ID	Date	Benzene (µg/L)	Toluene (µg/L)	Ethyl- benzene (µg/L)	Total Xylenes (µg/L)	Total BTEX (µg/L)	MTBE (µg/L)	DIPE (µg/L)	ETBE (µg/L)	TAME (µg/L)	TBA (µg/L)	Comments
MW-38 [R]	08/06/2012	2	ND(1.0)	ND(1.0)	2.8	5	119	0.85 J	2.3 J	6.9	ND(25)	
	08/22/2012	2.6	ND(1.0)	ND(1.0)	4.1	6.7	192	1.1 J	3 J	9.7	ND(25)	
	09/11/2012	2.3	ND(1.0)	ND(1.0)	2.8	5.1	124	1.2 J	2.5 J	7.1	ND(25)	
	09/24/2012	2	ND(1.0)	ND(1.0)	3.4	5	137	0.84 J	2.3 J	7.8	ND(25)	
	10/02/2012	1.8	ND(1.0)	ND(1.0)	3.1	4.9	101	0.78 J	2.1 J	6.2	ND(25)	
	10/23/2012	1.6	ND(1.0)	ND(1.0)	2.2	3.8	112	0.69 J	1.8 J	6.3	ND(25)	
	11/06/2012	2	ND(1.0)	ND(1.0)	1.8	4	121	0.7 J	2 J	7.5	ND(25)	
	11/26/2012	1.7	ND(1.0)	ND(1.0)	2	4	120	0.87 J	2.3 J	7.7	ND(25)	
	12/07/2012	1.5	ND(1.0)	ND(1.0)	1.9	3.4	95.6	0.61 J	1.7 J	6	ND(25)	
	12/17/2012	1.6	ND(1.0)	ND(1.0)	2.2	3.8	95.8	0.72 J	1.9 J	6.6	ND(25)	
	01/07/2013	0.32 J	ND(1.0)	ND(1.0)	ND(1.0)	0.32 J	73.8	0.63 J	1.5 J	3.9 J	ND(25)	
	01/21/2013	0.77 J	ND(1.0)	ND(1.0)	0.71 J	1.48 J	76	0.65 J	1.4 J	3.5 J	ND(25)	
	02/19/2013	0.71 J	ND(1.0)	ND(1.0)	0.91 J	1.62 J	55.1	0.60 J	1.3 J	4 J	ND(25)	
	03/04/2013	1.7	ND(1.0)	ND(1.0)	2.3	4.0	87.4	0.53 J	1.4 J	5.9	ND(25)	
	03/28/2013	1	ND(1.0)	ND(1.0)	1.5	3	58.4	0.56 J	1.3 J	4.5 J	ND(25)	
	04/08/2013	0.98 J	ND(1.0)	ND(1.0)	1.2	2.2 J	76.9	0.52 J	1.4 J	5.1	ND(25)	
	04/22/2013	0.81 J	ND(1.0)	ND(1.0)	1.2	2.0 J	62.5	0.43 J	1.4 J	4.7 J	ND(25)	
	05/06/2013	0.9 J	ND(1.0)	ND(1.0)	0.94 J	1.8 J	71	0.51 J	1.3 J	3.9 J	ND(25)	
	05/22/2013	0.92 J	ND(1.0)	ND(1.0)	1.2	2.1 J	70.8	0.62 J	1.6 J	5.1	ND(25)	
	06/07/2013	1.1	ND(1.0)	ND(1.0)	1.2	2.3	102	0.84 J	2.2 J	6.2	ND(25)	
	06/17/2013	0.8 J	ND(1.0)	ND(1.0)	0.89 J	1.7 J	57	0.60 J	1.5 J	4.3 J	ND(25)	
	07/02/2013	0.83 J	ND(1.0)	ND(1.0)	0.72 J	1.55 J	72.8	0.67 J	2 J	5.2	ND(25)	
	07/22/2013	1	ND(1.0)	ND(1.0)	0.93 J	2 J	92.7	0.61 J	1.9 J	7.8	ND(25)	
	08/05/2013	1.3	ND(1.0)	ND(1.0)	1.3	2.6	109	0.87 J	2.4 J	8	ND(25)	
	08/20/2013	1.3	ND(1.0)	ND(1.0)	1.1	2.4	82	0.76 J	2 J	8	ND(25)	
	09/11/2013	ND(1.0)	ND(1.0)	ND(1.0)	1.6	1.6	97	0.93 J	2.5 J	10.9	ND(25)	
	09/23/2013	2	ND(1.0)	ND(1.0)	1.6	4	85.4	1 J	2.6 J	10.8	ND(25)	
	10/08/2013	ND(5.0)	ND(5.0)	ND(5.0)	ND(5.0)	BRL	4990	10.7 J	47.1	224	ND(130)	
	10/21/2013	0.59 J	ND(1.0)	ND(1.0)	0.31 J	0.90 J	86.3	1.1 J	2.7 J	9.6	ND(25)	
	11/07/2013	0.96 J	ND(1.0)	ND(1.0)	0.48 J	1.44 J	72.6	0.89 J	2.4 J	9.0	ND(25)	
11/20/2013	1.2	ND(1.0)	ND(1.0)	0.77 J	2.0 J	76.3	1.0 J	2.7 J	9.3	28.6		
12/05/2013	1.3	ND(1.0)	ND(1.0)	0.76 J	2.1 J	77.3	1.1 J	2.8 J	9.5	ND(25)		
12/16/2013	1.2	ND(1.0)	ND(1.0)	0.73 J	1.9 J	76.4	1.1 J	3.0 J	8.4	22.6 J		
01/13/2014	1.2	ND(1.0)	ND(1.0)	0.63 J	1.8 J	76.3	0.91 J	2.7 J	9.2	ND(25)		
01/27/2014	1.4	ND(1.0)	ND(1.0)	0.99 J	2.4 J	81.7	1.0 J	2.8 J	10.1	ND(25)		

TABLE 1

**Summary of Groundwater Analytical Results
Inactive Exxon Facility #28077
14528 Jarrettsville Pike
Phoenix, Maryland**

August 8, 2005 through January 22, 2019

Sample ID	Date	Benzene (µg/L)	Toluene (µg/L)	Ethyl- benzene (µg/L)	Total Xylenes (µg/L)	Total BTEX (µg/L)	MTBE (µg/L)	DIPE (µg/L)	ETBE (µg/L)	TAME (µg/L)	TBA (µg/L)	Comments
MW-38 [R]	02/06/2014	1.5	ND(1.0)	ND(1.0)	0.95 J	2.5 J	74.3	1.0 J	2.7 J	9.1	ND(25)	
	02/17/2014	1.6	ND(1.0)	ND(1.0)	0.94 J	2.5 J	80.1	1.2 J	3.0 J	11.2	ND(25)	
	03/04/2014	1.5	ND(1.0)	ND(1.0)	1.0	2.5	68.8	1.1 J	2.7 J	9.5	ND(25)	
	03/24/2014	1.4	ND(1.0)	ND(0.50)	0.61 J	2.0 J	64.0	0.79 J	2.0 J	8.1	23.4 J	
	04/08/2014	1.3	ND(1.0)	ND(0.50)	0.74 J	2.0 J	53.3	0.81 J	2.0 J	6.9	12.3 J	
	04/21/2014	1.4	ND(1.0)	ND(0.50)	0.72 J	2.1 J	58.6	0.82 J	2.0 J	8.2	ND(25)	
	05/07/2014	1.3	ND(1.0)	ND(0.50)	0.59 J	1.9 J	55.6	0.77 J	1.9 J	7.6	ND(25)	
	05/19/2014	1.2	ND(1.0)	ND(0.50)	0.56 J	1.8 J	46.6	0.53 J	1.4 J	6.3	ND(25)	
	06/23/2014	1.3	ND(1.0)	ND(1.0)	0.48 J	1.8 J	55.8	0.66 J	1.8 J	8.3	ND(25)	
	07/21/2014	1.7	ND(1.0)	ND(1.0)	0.43 J	2.1 J	73.0	0.80 J	2.3 J	11.1	ND(25)	
	08/20/2014	2.1	ND(1.0)	ND(1.0)	0.54 J	2.6 J	67.6	0.95 J	2.5	11.6	ND(10)	
	09/15/2014	2.3	ND(1.0)	ND(1.0)	0.54 J	2.8 J	77.9	0.97 J	2.7	13.4	ND(10)	
	10/21/2014	1.9	ND(1.0)	ND(1.0)	0.34 J	2.2 J	70.9	0.89 J	2.5	12.2	ND(10)	
	11/11/2014	2.4	ND(1.0)	ND(1.0)	0.51 J	2.9 J	80.1	1.1 J	2.8	13.3	ND(10)	
	12/10/2014	2.0	ND(1.0)	ND(1.0)	0.52 J	2.5 J	64.5	1.1 J	2.9	11.3	ND(10)	
	01/14/2015	2	ND(1)	ND(1)	ND(1)	2	79	1	3	12	2 J	
	02/13/2015	1	ND(1)	ND(1)	ND(1)	1	57	1	3	9	3 J	
	03/13/2015	1	ND(1)	ND(1)	ND(1)	1	57	1	3	9	2 J	
	04/20/2015	1	ND(1)	ND(1)	ND(1)	1	45	0.7 J	2	8	ND(5)	
	05/12/2015	1	ND(1)	ND(1)	ND(1)	1	45	0.8 J	2	6	ND(5)	
	06/18/2015	0.9 J	ND(1)	ND(1)	ND(1)	0.9 J	42	0.7 J	2	5	ND(5)	
	07/21/2015	0.8 J	ND(1)	ND(1)	ND(1)	0.8 J	33	ND(1)	1	5	ND(5)	
	08/10/2015	0.7 J	ND(1)	ND(1)	ND(1)	0.7 J	29	ND(1)	1	4	ND(5)	
	09/21/2015	0.7 J	ND(1)	ND(1)	ND(1)	0.7 J	28	0.5 J	1	4	ND(20)	
	10/13/2015	0.6 J	ND(1)	ND(1)	ND(1)	0.6 J	28	ND(1)	1	4	ND(5)	
	11/23/2015	0.5 J	ND(1)	ND(1)	ND(1)	0.5 J	31	ND(1)	1	4	ND(5)	
	12/31/2015	ND(1)	ND(1)	ND(1)	ND(1)	BRL	23	ND(1)	1 J	3	ND(5)	
	01/07/2016	0.5 J	ND(1)	ND(1)	ND(1)	0.5 J	24	ND(1)	1	4	ND(5)	
	02/08/2016	ND(1)	ND(1)	ND(1)	ND(1)	BRL	18	ND(1)	0.7 J	2	ND(5)	
	03/09/2016	ND(1)	ND(1)	ND(1)	ND(1)	BRL	19	ND(1)	0.7 J	2	ND(5)	
	04/21/2016	ND(1)	ND(1)	ND(1)	ND(1)	BRL	16	ND(1)	ND(1)	2	ND(5)	
	05/16/2016	ND(1)	ND(1)	ND(1)	ND(1)	BRL	16	ND(1)	0.7 J	2	ND(5)	
06/16/2016	ND(1)	ND(1)	ND(1)	ND(1)	BRL	15	ND(1)	0.7 J	2	ND(5)		
07/20/2016	ND(1)	ND(1)	ND(1)	ND(1)	BRL	16	ND(1)	0.7 J	2	ND(5)		
08/23/2016	ND(1)	ND(1)	ND(1)	ND(1)	BRL	20	ND(1)	0.7 J	2	ND(5)		

TABLE 1

**Summary of Groundwater Analytical Results
Inactive Exxon Facility #28077
14528 Jarrettsville Pike
Phoenix, Maryland**

August 8, 2005 through January 22, 2019

Sample ID	Date	Benzene (µg/L)	Toluene (µg/L)	Ethyl- benzene (µg/L)	Total Xylenes (µg/L)	Total BTEX (µg/L)	MTBE (µg/L)	DIPE (µg/L)	ETBE (µg/L)	TAME (µg/L)	TBA (µg/L)	Comments
MW-38 [R]	09/21/2016	ND(1)	ND(1)	ND(1)	ND(1)	BRL	2	ND(1)	ND(1)	ND(1)	ND(20)	
	10/20/2016	ND(1)	ND(1)	ND(1)	ND(1)	BRL	14	ND(1)	0.5 J	1	ND(5)	
	11/15/2016	ND(1)	ND(1)	ND(1)	ND(1)	BRL	16	ND(1)	0.7 J	2	ND(5)	
	12/09/2016	ND(1)	ND(1)	ND(1)	ND(1)	BRL	16	ND(1)	0.7 J	2	ND(5)	
	01/10/2017	ND(1)	ND(1)	ND(1)	ND(1)	BRL	16	ND(1)	0.8 J	2	ND(5)	
	02/09/2017	ND(1)	ND(1)	ND(1)	ND(1)	BRL	17	ND(1)	0.8 J	2	2 J	
	03/24/2017	ND(1)	ND(1)	ND(1)	ND(1)	BRL	15	ND(1)	0.7 J	2	ND(5)	
	04/10/2017	ND(1)	ND(1)	ND(1)	ND(1)	BRL	16	ND(1)	0.7 J	2	ND(5)	
	05/16/2017	ND(1)	ND(1)	ND(1)	ND(1)	BRL	13	ND(1)	0.5 J	1	ND(5)	
	06/13/2017	ND(1)	ND(1)	ND(1)	ND(1)	BRL	14	ND(1)	ND(1)	1	ND(5)	
	07/25/2017	ND(1)	ND(1)	ND(1)	ND(1)	BRL	15	ND(1)	0.6 J	2	ND(5)	
	08/08/2017	NS	NS	NS	NS	NS	NS	NS	NS	NS	NS	Pump down for repair
	09/25/2017	ND(1)	ND(1)	ND(1)	ND(1)	BRL	19	ND(1)	1	ND(1)	ND(20)	
	10/12/2017	ND(1)	ND(1)	ND(1)	ND(1)	BRL	33	ND(1)	2	1 J	ND(5)	
	11/29/2017	ND(1)	ND(1)	ND(1)	ND(1)	BRL	68	ND(1)	2	2	ND(5)	
	12/20/2017	ND(1)	ND(1)	ND(1)	ND(1)	BRL	150	0.8 J	3	ND(1)	ND(5)	
	01/15/2018	ND(1)	ND(1)	ND(1)	ND(1)	BRL	61	ND(1)	2	2	ND(5)	
	02/28/2018	NS	NS	NS	NS	NS	NS	NS	NS	NS	NS	Well pump stuck
	03/13/2018	NS	NS	NS	NS	NS	NS	NS	NS	NS	NS	Well pump stuck
	07/31/2018	ND(1)	ND(1)	ND(1)	ND(1)	BRL	ND(1)	ND(1)	ND(1)	ND(1)	ND(5)	
08/09/2018	ND(1)	ND(1)	ND(1)	ND(5)	BRL	8	ND(1)	0.4 J	ND(1)	44		
09/20/2018	0.3 J	ND(1)	ND(1)	ND(5)	0.3 J	16	ND(1)	0.4 J	2	ND(25)		
10/11/2018	0.2 J	ND(1)	ND(1)	ND(5)	0.2 J	10	ND(1)	0.3 J	1	ND(25)		
10/18/2018	ND(1)	ND(1)	ND(1)	ND(5)	BRL	8	ND(1)	0.3 J	0.8 J	ND(25)		
11/12/2018	ND(1)	ND(1)	ND(1)	ND(5)	BRL	6	ND(1)	ND(1)	0.6 J	ND(25)		
12/20/2018	ND(1)	ND(1)	ND(1)	ND(5)	BRL	2	ND(1)	ND(1)	ND(1)	ND(25)		
01/09/2019	ND(1)	ND(1)	ND(1)	ND(5)	BRL	3	ND(1)	ND(1)	0.3 J	ND(25)		
MW-38B	03/29/2011	ND(1.0)	ND(1.0)	ND(1.0)	ND(1.0)	BRL	272	5.3	12.7	10.9	33.2	
	04/29/2011	1	ND(1.0)	ND(1.0)	2.5	4	165	5.5	10.5	7.3	10.3 J	
	05/24/2011	0.86 J	0.25 J	ND(1.0)	2.5	3.6 J	152	4.1 J	8.7	6.6	9.9 J	
	07/07/2011	5.9	0.42 J	ND(1.0)	18	24 J	166	4.2 J	7.2	10.6	13.8 J	
	07/27/2011	1.4	ND(1.0)	ND(1.0)	4.8	6.2	50.2	2.1 J	3.3 J	2.6 J	ND(25)	
	08/26/2011	0.95 J	ND(1.0)	ND(1.0)	2.6	3.6 J	41	1.4 J	2.6 J	2.1 J	ND(25)	
	09/27/2011	ND(1.0)	ND(1.0)	ND(1.0)	ND(1.0)	BRL	ND(1.0)	ND(5.0)	ND(5.0)	ND(5.0)	ND(25)	
	10/31/2011	ND(1.0)	ND(1.0)	ND(1.0)	ND(1.0)	BRL	3.3	ND(5.0)	0.42 J	ND(5.0)	ND(25)	

TABLE 1

**Summary of Groundwater Analytical Results
Inactive Exxon Facility #28077
14528 Jarrettsville Pike
Phoenix, Maryland**

August 8, 2005 through January 22, 2019

Sample ID	Date	Benzene (µg/L)	Toluene (µg/L)	Ethyl- benzene (µg/L)	Total Xylenes (µg/L)	Total BTEX (µg/L)	MTBE (µg/L)	DIPE (µg/L)	ETBE (µg/L)	TAME (µg/L)	TBA (µg/L)	Comments
MW-38B	11/29/2011	ND(1.0)	ND(1.0)	ND(1.0)	ND(1.0)	BRL	0.9 J	ND(5.0)	ND(5.0)	ND(5.0)	ND(25)	
	12/20/2011	ND(1.0)	ND(1.0)	ND(1.0)	ND(1.0)	BRL	4.5	0.48 J	0.97 J	ND(5.0)	ND(25)	
	01/30/2012	2.7	ND(1.0)	ND(1.0)	6.5	9.2	110	0.91 J	1.9 J	6.5	ND(25)	
	02/20/2012	13.4	97.5	21.3	74.9	207.1	106	0.87 J	2 J	9	ND(25)	
	03/26/2012	0.59 J	0.48 J	ND(1.0)	2.1	3.2 J	22	0.45 J	0.83 J	1.5 J	ND(25)	
	04/25/2012	1.1	ND(1.0)	ND(1.0)	2.4	3.5	33.6	0.51 J	1.1 J	2.2 J	ND(25)	
	05/30/2012	0.27 J	ND(1.0)	ND(1.0)	0.38 J	0.65 J	12.2	0.54 J	1.1 J	ND(5.0)	ND(25)	
	06/20/2012	0.29 J	ND(1.0)	ND(1.0)	0.43 J	0.72 J	7.2	0.67 J	1.2 J	0.53 J	ND(25)	
	07/25/2012	ND(1.0)	ND(1.0)	ND(1.0)	ND(1.0)	BRL	3.1	0.44 J	0.92 J	ND(5.0)	ND(25)	
	08/29/2012	0.56 J	ND(1.0)	ND(1.0)	0.92 J	1.48 J	11.4	0.63 J	1.2 J	0.93 J	ND(25)	
	09/19/2012	0.46 J	ND(1.0)	ND(1.0)	0.91 J	1.37 J	9.5	0.58 J	1.1 J	0.75 J	ND(25)	
	10/16/2012	0.43 J	ND(1.0)	ND(1.0)	1.4	1.8 J	6.4	0.7 J	1 J	0.68 J	ND(25)	
	11/28/2012	2.2	0.26 J	ND(1.0)	5	7 J	37.3	0.86 J	1.5 J	3.6 J	ND(25)	
	12/11/2012	1.5	ND(1.0)	ND(1.0)	4.9	6.4	25.2	0.73 J	1.2 J	2.4 J	ND(25)	
	01/23/2013	0.42 J	ND(1.0)	ND(1.0)	1.8	2.2 J	8.1	ND(5.0)	ND(5.0)	ND(5.0)	ND(25)	
	02/19/2013	ND(1.0)	ND(1.0)	ND(1.0)	ND(1.0)	BRL	0.78 J	ND(5.0)	ND(5.0)	ND(5.0)	ND(25)	
	03/20/2013	ND(1.0)	ND(1.0)	ND(1.0)	1.1	1.1	2.8	ND(5.0)	ND(5.0)	0.29 J	ND(25)	
	04/24/2013	ND(1.0)	ND(1.0)	ND(1.0)	0.84 J	0.84 J	3	ND(5.0)	ND(5.0)	ND(5.0)	ND(25)	
	05/22/2013	ND(1.0)	ND(1.0)	ND(1.0)	0.82 J	0.82 J	4.1	ND(5.0)	ND(5.0)	0.33 J	ND(25)	
	06/21/2013	0.47 J	ND(1.0)	ND(1.0)	2.2	2.7 J	56.9	0.5 J	0.96 J	4.8 J	ND(25)	
	07/24/2013	ND(1.0)	ND(1.0)	ND(1.0)	0.52 J	0.52 J	16.3	ND(5.0)	0.38 J	1.2 J	ND(25)	
	08/20/2013	0.57 J	ND(1.0)	ND(1.0)	3.2	3.8 J	103	0.94 J	1.8 J	7.5	1.9 J	
	09/24/2013	1.3	ND(1.0)	ND(1.0)	3.3	4.6	111	0.61 J	1.3 J	6.9	ND(25)	
	10/16/2013	0.69 J	ND(1.0)	ND(1.0)	2.2	2.9 J	87	0.78 J	1.6 J	6.3	ND(25)	
	11/12/2013	0.47 J	ND(1.0)	ND(1.0)	0.85 J	1.32 J	54.6	0.72 J	1.5 J	4.2 J	ND(25)	
	12/18/2013	ND(1.0)	ND(1.0)	ND(1.0)	0.63 J	0.63 J	32.6	0.48 J	1.2 J	2.2 J	ND(25)	
	01/28/2014	ND(1.0)	ND(1.0)	ND(1.0)	ND(1.0)	BRL	17.5	0.47 J	1.1 J	1.2 J	ND(25)	
	02/18/2014	ND(1.0)	ND(1.0)	ND(1.0)	ND(1.0)	BRL	19.7	0.46 J	1.1 J	1.3 J	ND(25)	
	03/26/2014	0.38 J	ND(1.0)	ND(0.50)	0.50 J	0.88 J	45.4	0.64 J	1.5 J	2.8 J	ND(25)	
	04/22/2014	ND(0.50)	ND(1.0)	ND(0.50)	ND(1.0)	BRL	38.6	0.56 J	1.3 J	2.6 J	ND(25)	
05/27/2014	ND(0.50)	0.48 J	ND(1.0)	ND(1.0)	0.48 J	7.4	0.24 J	0.51 J	0.55 J	ND(25)		
06/20/2014	ND(0.50)	ND(1.0)	ND(1.0)	ND(1.0)	BRL	2.1	ND(2.0)	0.43 J	ND(5.0)	ND(25)		
07/22/2014	ND(0.50)	0.25 J	ND(1.0)	ND(1.0)	0.25 J	8.9	0.23 J	0.50 J	0.52 J	ND(25)		
08/20/2014	ND(0.50)	ND(1.0)	ND(1.0)	ND(1.0)	BRL	4.0	ND(2.0)	0.36 J	0.33 J	ND(10)		
09/18/2014	ND(0.50)	ND(1.0)	ND(1.0)	ND(1.0)	BRL	0.60 J	ND(2.0)	ND(2.0)	ND(2.0)	ND(10)		

TABLE 1

**Summary of Groundwater Analytical Results
Inactive Exxon Facility #28077
14528 Jarrettsville Pike
Phoenix, Maryland**

August 8, 2005 through January 22, 2019

Sample ID	Date	Benzene (µg/L)	Toluene (µg/L)	Ethyl- benzene (µg/L)	Total Xylenes (µg/L)	Total BTEX (µg/L)	MTBE (µg/L)	DIPE (µg/L)	ETBE (µg/L)	TAME (µg/L)	TBA (µg/L)	Comments
MW-38B	10/27/2014	ND(0.50)	ND(1.0)	ND(1.0)	ND(1.0)	BRL	0.49 J	0.35 J	0.58 J	ND(2.0)	ND(10)	
	11/12/2014	ND(0.50)	ND(1.0)	ND(1.0)	ND(1.0)	BRL	0.81 J	0.28 J	0.55 J	ND(2.0)	ND(10)	
	12/22/2014	ND(0.50)	ND(1.0)	ND(1.0)	ND(1.0)	BRL	1.0	0.36 J	0.84 J	ND(2.0)	ND(10)	
	01/12/2015	ND(1)	ND(1)	ND(1)	ND(1)	BRL	2	ND(1)	ND(1)	ND(1)	ND(5)	
	02/12/2015	ND(1)	ND(1)	ND(1)	ND(1)	BRL	0.8 J	ND(1)	0.9 J	ND(1)	ND(5)	
	03/17/2015	ND(1)	ND(1)	ND(1)	ND(1)	BRL	9	ND(1)	2	0.8 J	ND(5)	
	04/24/2015	ND(1)	ND(1)	ND(1)	ND(1)	BRL	4	ND(1)	2	ND(1)	ND(5)	
	05/14/2015	ND(1)	0.9 J	ND(1)	ND(1)	0.9 J	3	ND(1)	2	ND(1)	ND(5)	
	06/22/2015	ND(1)	0.6 J	ND(1)	ND(1)	0.6 J	1	ND(1)	2	ND(1)	ND(5)	
	07/28/2015	ND(1)	ND(1)	ND(1)	ND(1)	BRL	0.9 J	ND(1)	1	ND(1)	ND(5)	
	08/13/2015	ND(1)	ND(1)	ND(1)	ND(1)	BRL	0.7 J	ND(1)	0.8 J	ND(1)	ND(5)	
	09/23/2015	ND(1)	ND(1)	ND(1)	ND(1)	BRL	ND(1)	ND(1)	0.5 J	ND(1)	ND(20)	
	10/20/2015	ND(1)	ND(1)	ND(1)	ND(1)	BRL	ND(1)	ND(1)	ND(1)	ND(1)	ND(5)	
	11/23/2015	ND(1)	ND(1)	ND(1)	ND(1)	BRL	ND(1)	ND(1)	0.9 J	ND(1)	ND(5)	
	12/14/2015	ND(1)	ND(1)	ND(1)	ND(1)	BRL	ND(1)	ND(1)	0.9 J	ND(1)	ND(5)	
	01/28/2016	ND(1)	2	ND(1)	ND(1)	2	ND(1)	ND(1)	ND(1)	ND(1)	ND(5)	
	02/22/2016	ND(1)	ND(1)	ND(1)	ND(1)	BRL	0.5 J	ND(1)	0.8 J	ND(1)	ND(5)	
	03/22/2016	ND(1)	ND(1)	ND(1)	ND(1)	BRL	ND(1)	ND(1)	0.5 J	ND(1)	ND(5)	
	04/12/2016	ND(1)	ND(1)	ND(1)	ND(1)	BRL	ND(1)	ND(1)	ND(1)	ND(1)	ND(20)	
	05/19/2016	ND(1)	0.5 J	ND(1)	ND(1)	0.5 J	ND(1)	ND(1)	ND(1)	ND(1)	ND(5)	
	06/27/2016	ND(1)	ND(1)	ND(1)	ND(1)	BRL	ND(1)	ND(1)	ND(1)	ND(1)	ND(5)	
	07/26/2016	ND(1)	ND(1)	ND(1)	ND(1)	BRL	ND(1)	ND(1)	ND(1)	ND(1)	ND(5)	
	08/23/2016	ND(1)	ND(1)	ND(1)	ND(1)	BRL	ND(1)	ND(1)	ND(1)	ND(1)	ND(5)	
	09/23/2016	ND(1)	ND(1)	ND(1)	ND(1)	BRL	ND(1)	ND(1)	ND(1)	ND(1)	ND(20)	
	10/25/2016	ND(1)	ND(1)	ND(1)	ND(1)	BRL	ND(1)	ND(1)	ND(1)	ND(1)	ND(5)	
	11/15/2016	ND(1)	ND(1)	ND(1)	ND(1)	BRL	ND(1)	ND(1)	ND(1)	ND(1)	ND(5)	
	12/22/2016	ND(1)	ND(1)	ND(1)	ND(1)	BRL	0.7 J	ND(1)	ND(1)	ND(1)	ND(5)	
	01/13/2017	ND(1)	ND(1)	ND(1)	ND(1)	BRL	ND(1)	ND(1)	ND(1)	ND(1)	ND(5)	
	02/17/2017	ND(1)	ND(1)	ND(1)	ND(1)	BRL	ND(1)	ND(1)	ND(1)	ND(1)	ND(5)	
	03/24/2017	ND(1)	ND(1)	ND(1)	ND(1)	BRL	ND(1)	ND(1)	ND(1)	ND(1)	ND(5)	
04/24/2017	ND(1)	ND(1)	ND(1)	ND(1)	BRL	ND(1)	ND(1)	ND(1)	ND(1)	ND(5)		
05/18/2017	ND(1)	ND(1)	ND(1)	ND(1)	BRL	ND(1)	ND(1)	ND(1)	ND(1)	ND(5)		
06/27/2017	ND(1)	ND(1)	ND(1)	ND(1)	BRL	ND(1)	ND(1)	ND(1)	ND(1)	ND(5)		
07/25/2017	ND(1)	ND(1)	ND(1)	ND(1)	BRL	ND(1)	ND(1)	ND(1)	ND(1)	ND(5)		
08/24/2017	ND(1)	ND(1)	ND(1)	ND(1)	BRL	ND(1)	ND(1)	ND(1)	ND(1)	ND(5)		

TABLE 1

**Summary of Groundwater Analytical Results
Inactive Exxon Facility #28077
14528 Jarrettsville Pike
Phoenix, Maryland**

August 8, 2005 through January 22, 2019

Sample ID	Date	Benzene (µg/L)	Toluene (µg/L)	Ethyl- benzene (µg/L)	Total Xylenes (µg/L)	Total BTEX (µg/L)	MTBE (µg/L)	DIPE (µg/L)	ETBE (µg/L)	TAME (µg/L)	TBA (µg/L)	Comments
MW-38B	09/18/2017	4	ND(1)	ND(1)	ND(1)	4	ND(1)	ND(1)	ND(1)	ND(1)	ND(20)	
	10/11/2017	ND(1)	ND(1)	ND(1)	ND(1)	BRL	ND(1)	ND(1)	ND(1)	ND(1)	ND(5)	
	11/13/2017	ND(1)	ND(1)	ND(1)	ND(1)	BRL	ND(1)	ND(1)	ND(1)	ND(1)	ND(5)	
	12/15/2017	ND(1)	ND(1)	ND(1)	ND(1)	BRL	ND(1)	ND(1)	ND(1)	ND(1)	ND(20)	
	01/16/2018	ND(1)	ND(1)	ND(1)	ND(1)	BRL	ND(1)	ND(1)	ND(1)	ND(1)	ND(5)	
	02/07/2018	ND(1)	ND(1)	ND(1)	ND(1)	BRL	ND(1)	ND(1)	ND(1)	ND(1)	ND(20)	
	03/08/2018	ND(1)	ND(1)	ND(1)	ND(1)	BRL	ND(1)	ND(1)	ND(1)	ND(1)	ND(5)	
	04/04/2018	ND(1)	ND(1)	ND(1)	ND(1)	BRL	ND(1)	ND(1)	ND(1)	ND(1)	ND(5)	
	05/16/2018	ND(1)	ND(1)	ND(1)	ND(1)	BRL	ND(1)	ND(1)	ND(1)	ND(1)	ND(5)	
	06/06/2018	ND(1)	ND(1)	ND(1)	ND(1)	BRL	ND(1)	ND(1)	ND(1)	ND(1)	ND(5)	
	07/11/2018	ND(1)	ND(1)	ND(1)	ND(1)	BRL	ND(1)	ND(1)	ND(1)	ND(1)	ND(5)	
	08/06/2018	ND(1)	ND(1)	ND(1)	ND(1)	BRL	ND(1)	ND(1)	ND(1)	ND(1)	ND(20)	
	09/05/2018	ND(1)	ND(1)	ND(1)	ND(5)	BRL	ND(1)	ND(1)	ND(1)	ND(1)	ND(25)	
10/10/2018	ND(1)	ND(1)	ND(1)	ND(5)	BRL	ND(1)	ND(1)	ND(1)	ND(1)	ND(25)		
11/08/2018	ND(1)	ND(1)	ND(1)	ND(5)	BRL	5	ND(1)	ND(1)	0.7 J	ND(25)		
12/28/2018	ND(1)	ND(1)	ND(1)	ND(5)	BRL	ND(1)	ND(1)	ND(1)	ND(1)	ND(25)		
MW-38C [R]	04/12/2011	52.6	59.4	ND(50)	ND(50)	112.0	15600	29.9 J	145 J	626	ND(1300)	
	05/05/2011	246	429	37.6 J	98.4	811 J	17800	41.1 J	170 J	710	ND(1300)	
	05/10/2011	136	201	16.5 J	44.3 J	398 J	17800	41.4 J	200 J	765	425 J	
	05/17/2011	53.3	56.8	2.9 J	10.3	123.3 J	10200	21.8 J	96.1	443	178 J	
	05/24/2011	72.6	71.1	ND(20)	ND(20)	143.7	26700	46 J	209	950	1200	
	05/31/2011	52.1	59.4	ND(50)	ND(50)	111.5	21600	51.6 J	214 J	922	ND(1300)	
	06/07/2011	78.9	112	ND(50)	ND(50)	191	25100	ND(250)	274	1040	11500	
	06/14/2011	59.8	81.1	ND(20)	11.9 J	152.8 J	20100	47.9 J	205	886	1370	
	07/05/2011	34.3	40.2	ND(20)	ND(20)	74.5	18000	36.2 J	175	790	733	
	07/12/2011	46.2	68.9	ND(25)	ND(25)	115.1	17200	40.1 J	186	755	1740	
	07/19/2011	74.3	107	ND(25)	17.9 J	199 J	22600	48 J	228	978	827	
	08/08/2011	69.3	79.7	ND(50)	ND(50)	149.0	14300	29.7 J	130 J	608	390 J	
	08/16/2011	66.7	78	ND(20)	ND(20)	145	14300	29.8 J	137	655	ND(500)	
	08/23/2011	61.6	21.2	ND(20)	ND(20)	82.8	12500	30.3 J	128	597	203 J	
	09/06/2011	88.4	88	ND(20)	ND(20)	176	15700	40.3 J	181	817	293 J	
	09/13/2011	ND(5.0)	ND(5.0)	ND(5.0)	ND(5.0)	BRL	1980	6.4 J	23.7 J	96	ND(130)	
09/27/2011	ND(10)	ND(10)	ND(10)	ND(10)	BRL	4070	9.6 J	42.1 J	219	ND(250)		
10/04/2011	1.9 J	1.1 J	ND(5.0)	ND(5.0)	3.0 J	3480	10.2 J	43.3	170	ND(130)		
10/10/2011	ND(10)	ND(10)	ND(10)	ND(10)	BRL	3770	8.6 J	39.4 J	175	ND(250)		

TABLE 1

**Summary of Groundwater Analytical Results
Inactive Exxon Facility #28077
14528 Jarrettsville Pike
Phoenix, Maryland**

August 8, 2005 through January 22, 2019

Sample ID	Date	Benzene (µg/L)	Toluene (µg/L)	Ethyl- benzene (µg/L)	Total Xylenes (µg/L)	Total BTEX (µg/L)	MTBE (µg/L)	DIPE (µg/L)	ETBE (µg/L)	TAME (µg/L)	TBA (µg/L)	Comments
MW-38C [R]	10/17/2011	2.3 J	2.1 J	ND(5.0)	ND(5.0)	4.4 J	3590	9.6 J	42.1	190	ND(130)	
	11/01/2011	9.7	14.5	1.4	3.6	29.2	4380	13.1	56.5	223	57.6	
	11/08/2011	24.4	42.1	4 J	11.7	82 J	6170	16.4 J	70.8	337	97.9 J	
	11/14/2011	7.4	10.8	ND(5.0)	1.9 J	20.1 J	3600	10.3 J	43	198	45.4 J	
	11/21/2011	10.1	16.1	ND(10)	3.7 J	29.9 J	4580	15.8 J	58.1	216	ND(250)	
	12/06/2011	14.3	25	2.5 J	6.2 J	48 J	4350	12.1 J	54.2	236	127 J	
	12/13/2011	15.9	29	3 J	10.1	58 J	4760	14.8 J	54.6	210	ND(250)	
	12/20/2011	12.7	23	2.8 J	9.4 J	48 J	3950	12.9 J	52.1	187	ND(250)	
	12/27/2011	10.6	16.2	ND(10)	ND(10)	26.8	3920	11 J	45.8 J	199	486	
	01/03/2012	18	32.9	3.4 J	8.8 J	63 J	4610	14.9 J	61.9	252	ND(250)	
	01/09/2012	17.8	30.7	2.9 J	7.3	58.7 J	5130	13.4 J	57.1	266	68.2 J	
	09/24/2012	21.6	20.5	ND(10)	ND(10)	42.1	6690	18.3 J	74.5	323	113 J	
	10/02/2012	16.2 J	14.4 J	ND(50)	ND(50)	30.6 J	6320	19.9 J	75.8 J	300	ND(1300)	
	10/09/2012	13.4 J	ND(50)	ND(50)	ND(50)	13.4 J	7560	19.9 J	84.6 J	352	ND(1300)	
	10/16/2012	14.3 J	12.9 J	ND(50)	ND(50)	27.2 J	5820	16.3 J	67.8 J	288	470 J	
	11/26/2012	6.5	ND(5.0)	ND(5.0)	1.3 J	7.8 J	5230	14.7 J	63.9	305	78.5 J	
	12/17/2012	4 J	ND(10)	ND(10)	ND(10)	4 J	4890	13.5 J	56.9	249	ND(250)	
	01/22/2013	ND(10)	ND(10)	ND(10)	ND(10)	BRL	1990	6.3 J	26 J	109	ND(250)	
	02/25/2013	1.3 J	ND(5.0)	ND(5.0)	1.3 J	2.6 J	707	1.8 J	7.4 J	33.5	ND(130)	
	03/28/2013	ND(5.0)	ND(5.0)	ND(5.0)	ND(5.0)	BRL	2020	5.6 J	24.4 J	110	ND(130)	
	04/26/2013	0.43 J	0.29 J	ND(1.0)	ND(1.0)	0.72 J	3110	6.9	29.1	122	ND(25)	
	05/22/2013	0.42 J	ND(1.0)	ND(1.0)	ND(1.0)	0.42 J	2540	5.5	24.9	110	11.2 J	
	06/17/2013	0.7 J	ND(1.0)	ND(1.0)	0.79 J	1.5 J	97.2	0.56 J	1.7 J	5.9	ND(25)	
	07/25/2013	0.99 J	ND(1.0)	ND(1.0)	1.1	2.1 J	68.1	0.5 J	1.5 J	6.5	ND(25)	
	08/20/2013	ND(1.0)	ND(1.0)	ND(1.0)	ND(1.0)	BRL	3160	6.2	31.7	137	26.3	
	09/24/2013	1.9	ND(1.0)	ND(1.0)	1.4	3.3	91.9	0.82 J	2.5 J	9.9	ND(25)	
	10/16/2013	ND(10)	ND(10)	ND(10)	ND(10)	BRL	4220	7.7 J	39.7 J	181	ND(250)	
	11/12/2013	ND(1.0)	ND(1.0)	ND(1.0)	ND(1.0)	BRL	670	1.3 J	7.3	31.0	13.9 J	
	12/17/2013	ND(5.0)	ND(5.0)	ND(5.0)	ND(5.0)	BRL	1840	3.7 J	19.3 J	77.1	540	
	01/27/2014	1.2	ND(1.0)	ND(1.0)	0.84 J	2.0 J	71.9	0.90 J	2.4 J	8.9	ND(25)	
02/17/2014	ND(5.0)	ND(5.0)	ND(5.0)	ND(5.0)	BRL	1620	2.6 J	14.4 J	70.5	225		
03/24/2014	0.78	ND(1.0)	ND(0.50)	0.35 J	1.13 J	725	1.4 J	6.5	32.2	304		
04/08/2014	ND(0.50)	ND(1.0)	ND(0.50)	ND(1.0)	BRL	9.6	ND(2.0)	0.27 J	0.59 J	ND(25)		
04/21/2014	ND(0.50)	ND(1.0)	ND(0.50)	ND(1.0)	BRL	1070	5.9	23.9	60.4	1020		
05/19/2014	ND(0.50)	ND(1.0)	ND(1.0)	ND(1.0)	BRL	769	3.4	14.3	37.1	ND(25)		

TABLE 1

**Summary of Groundwater Analytical Results
Inactive Exxon Facility #28077
14528 Jarrettsville Pike
Phoenix, Maryland**

August 8, 2005 through January 22, 2019

Sample ID	Date	Benzene (µg/L)	Toluene (µg/L)	Ethyl- benzene (µg/L)	Total Xylenes (µg/L)	Total BTEX (µg/L)	MTBE (µg/L)	DIPE (µg/L)	ETBE (µg/L)	TAME (µg/L)	TBA (µg/L)	Comments
MW-38C [R]	06/23/2014	0.66	0.44 J	ND(1.0)	ND(1.0)	1.10 J	413	5.2	20.9	6.6	ND(25)	
	07/21/2014	1.5	0.88 J	ND(1.0)	0.30 J	2.7 J	522	4.6	19.3	11.7	17.6 J	
	08/20/2014	1.9	1.2	ND(1.0)	0.54 J	3.6 J	442	4.3	18.8	12.9	27.8	
	09/15/2014	2.7	1.2	ND(1.0)	0.92 J	4.8 J	515	4.4	19.4	16.8	46.2	
	10/21/2014	1.1	0.55 J	ND(1.0)	ND(1.0)	1.7 J	329	2.6	11.8	10	ND(10)	
	11/11/2014	0.42 J	0.26 J	ND(1.0)	ND(1.0)	0.68 J	212	1.5 J	7.5	5.4	ND(10)	
	12/10/2014	0.30 J	ND(1.0)	ND(1.0)	ND(1.0)	0.30 J	122	0.89 J	4.8	3.4	ND(10)	
	01/19/2015	ND(1)	ND(1)	ND(1)	ND(1)	BRL	100	0.6 J	3	3	ND(5)	
	02/13/2015	2	13	0.6 J	5	21 J	600	3	13	120	77	
	03/13/2015	ND(1)	ND(1)	ND(1)	ND(1)	BRL	25	ND(1)	0.5 J	0.8 J	ND(5)	
	04/20/2015	ND(1)	ND(1)	ND(1)	ND(1)	BRL	180	0.8 J	5	5	ND(5)	
	05/12/2015	ND(1)	ND(1)	ND(1)	ND(1)	BRL	290	1	7	8	ND(5)	
	06/18/2015	ND(1)	ND(1)	ND(1)	ND(1)	BRL	130	0.9 J	5	4	ND(5)	
	07/21/2015	ND(1)	ND(1)	ND(1)	ND(1)	BRL	110	0.8 J	4	3	ND(5)	
	08/10/2015	ND(1)	ND(1)	ND(1)	ND(1)	BRL	76	0.8 J	4	2	ND(5)	
	09/21/2015	ND(1)	ND(1)	ND(1)	ND(1)	BRL	87	0.9 J	4	3	ND(20)	
	10/13/2015	ND(1)	ND(1)	ND(1)	ND(1)	BRL	100	0.9 J	4	3	ND(5)	
	11/23/2015	ND(1)	ND(1)	ND(1)	ND(1)	BRL	2	ND(1)	2	ND(1)	ND(5)	
	12/31/2015	ND(1)	ND(1)	ND(1)	ND(1)	BRL	5	ND(1)	1	ND(1)	ND(5)	
	01/07/2016	ND(1)	ND(1)	ND(1)	ND(1)	BRL	9	ND(1)	2	ND(1)	ND(5)	
	02/08/2016	ND(1)	ND(1)	ND(1)	ND(1)	BRL	13	ND(1)	1	ND(1)	ND(5)	
	03/09/2016	ND(1)	ND(1)	ND(1)	ND(1)	BRL	1	ND(1)	2	ND(1)	ND(5)	
	04/21/2016	ND(1)	ND(1)	ND(1)	ND(1)	BRL	4	ND(1)	1	ND(1)	ND(5)	
	05/16/2016	ND(1)	ND(1)	ND(1)	ND(1)	BRL	4	ND(1)	1	ND(1)	ND(5)	
	06/16/2016	ND(1)	ND(1)	ND(1)	ND(1)	BRL	6	ND(1)	1	ND(1)	ND(5)	
	07/20/2016	ND(1)	ND(1)	ND(1)	ND(1)	BRL	7	ND(1)	2	ND(1)	ND(5)	
	08/23/2016	ND(1)	ND(1)	ND(1)	ND(1)	BRL	6	ND(1)	1	ND(1)	ND(5)	
	09/21/2016	ND(1)	ND(1)	ND(1)	ND(1)	BRL	2	ND(1)	ND(1)	ND(1)	ND(20)	
	10/20/2016	ND(1)	ND(1)	ND(1)	ND(1)	BRL	3	ND(1)	0.9 J	ND(1)	ND(5)	
	11/15/2016	ND(1)	ND(1)	ND(1)	ND(1)	BRL	5	ND(1)	1	ND(1)	ND(5)	
12/09/2016	ND(1)	ND(1)	ND(1)	ND(1)	BRL	3	ND(1)	0.7 J	ND(1)	ND(5)		
01/10/2017	ND(1)	ND(1)	ND(1)	ND(1)	BRL	5	ND(1)	0.6 J	ND(1)	ND(5)		
02/09/2017	ND(1)	ND(1)	ND(1)	ND(1)	BRL	5	ND(1)	0.6 J	ND(1)	ND(5)		
03/24/2017	ND(1)	ND(1)	ND(1)	ND(1)	BRL	3	ND(1)	ND(1)	ND(1)	ND(5)		
04/10/2017	ND(1)	ND(1)	ND(1)	ND(1)	BRL	5	ND(1)	ND(1)	ND(1)	ND(5)		

TABLE 1

**Summary of Groundwater Analytical Results
Inactive Exxon Facility #28077
14528 Jarrettsville Pike
Phoenix, Maryland**

August 8, 2005 through January 22, 2019

Sample ID	Date	Benzene (µg/L)	Toluene (µg/L)	Ethyl- benzene (µg/L)	Total Xylenes (µg/L)	Total BTEX (µg/L)	MTBE (µg/L)	DIPE (µg/L)	ETBE (µg/L)	TAME (µg/L)	TBA (µg/L)	Comments
MW-38C [R]	05/16/2017	ND(1)	ND(1)	ND(1)	ND(1)	BRL	5	ND(1)	0.5 J	ND(1)	ND(5)	
	06/13/2017	ND(1)	ND(1)	ND(1)	ND(1)	BRL	7	ND(1)	1	ND(1)	ND(5)	
	07/25/2017	ND(1)	ND(1)	ND(1)	ND(1)	BRL	10	ND(1)	1	ND(1)	ND(5)	
	08/24/2017	ND(1)	ND(1)	ND(1)	ND(1)	BRL	17	ND(1)	1 J	0.5 J	ND(5)	
	09/25/2017	ND(1)	ND(1)	ND(1)	ND(1)	BRL	19	ND(1)	1 J	ND(1)	ND(20)	
	11/27/2017	ND(1)	ND(1)	ND(1)	ND(1)	BRL	69	ND(1)	2	2	ND(5)	
	12/20/2017	ND(1)	ND(1)	ND(1)	2	2	140	0.9 J	3	6	ND(5)	
	01/15/2018	ND(1)	ND(1)	ND(1)	ND(1)	BRL	64	ND(1)	2	2	ND(5)	
	02/28/2018	ND(1)	ND(1)	ND(1)	ND(1)	BRL	64	ND(1)	1	2	ND(5)	
	03/09/2018	4	ND(1)	ND(1)	ND(1)	4	200	1	5	11	140	
	04/05/2018	ND(1)	ND(1)	ND(1)	ND(1)	BRL	150	0.9 J	3	7	ND(5)	
	05/18/2018	ND(1)	ND(1)	ND(1)	ND(1)	BRL	110	0.7 J	3	5	ND(5)	
	06/12/2018	ND(1)	ND(1)	ND(1)	ND(1)	BRL	ND(1)	ND(1)	ND(1)	ND(1)	ND(5)	
	07/12/2018	ND(1)	ND(1)	ND(1)	ND(1)	BRL	100	0.9 J	4	6	ND(5)	
	08/09/2018	ND(1)	ND(1)	ND(1)	ND(5)	BRL	31	0.3 J	1	2	ND(25)	
	09/20/2018	ND(1)	ND(1)	ND(1)	ND(5)	BRL	55	0.8 J	3	2	ND(25)	
	10/11/2018	ND(1)	ND(1)	ND(1)	ND(5)	BRL	18	1	5	ND(1)	ND(25)	
	10/18/2018	ND(1)	ND(1)	ND(1)	ND(5)	BRL	12	1	5	ND(1)	ND(25)	
11/12/2018	ND(1)	ND(1)	ND(1)	ND(5)	BRL	20	1	5	ND(1)	ND(25)		
12/20/2018	ND(1)	ND(1)	ND(1)	ND(5)	BRL	120	2	6	6	12 J		
01/09/2019	0.5 J	ND(1)	ND(1)	ND(5)	0.5 J	120	2	6	9	160		
MW-38C(142)	06/13/2012	45.7 J	25.7 J	ND(50)	ND(50)	71.4 J	8350	25 J	92.6 J	388	ND(1300)	
	07/18/2012	52.3	42.6	9.3	16.2	120.4	8950	25.8	107	462	214	
MW-38C(151)	06/13/2012	46.3 J	14.5 J	ND(50)	ND(50)	60.8 J	8780	25.5 J	97.9 J	411	ND(1300)	
	07/18/2012	40.9	16.7	6.5	6.6	70.7	7680	21.8 J	90.3	388	190	
MW-38C(162)	06/13/2012	44.9 J	17.1 J	ND(50)	ND(50)	62.0 J	8710	25.3 J	94.9 J	398	ND(1300)	
	07/18/2012	41.2	11.8	7	6.1	66	8260	22 J	91.7	398	189	
MW-38C(172)	06/13/2012	45.8 J	21 J	ND(50)	ND(50)	67 J	8670	26.1 J	92.8 J	399	ND(1300)	
	07/18/2012	40	11	6.6	5.7	63	8050	ND(25)	89.8	393	179	
MW-38C(187)	06/13/2012	45.8 J	20 J	ND(50)	ND(50)	66 J	8570	24.8 J	93.5 J	392	ND(1300)	
	07/18/2012	39.9	11.8	6.3	5.8	63.8	7560	21.8 J	89.6	390	175	
MW-38C(216)	06/13/2012	40.6 J	37.8 J	ND(50)	ND(50)	78.4 J	9210	30.8 J	107 J	429	ND(1300)	
	07/18/2012	34.3	20.3	5.7 J	7.3 J	67.6 J	8790	22.1 J	93.1	406	183 J	

TABLE 1

**Summary of Groundwater Analytical Results
Inactive Exxon Facility #28077
14528 Jarrettsville Pike
Phoenix, Maryland**

August 8, 2005 through January 22, 2019

Sample ID	Date	Benzene (µg/L)	Toluene (µg/L)	Ethyl- benzene (µg/L)	Total Xylenes (µg/L)	Total BTEX (µg/L)	MTBE (µg/L)	DIPE (µg/L)	ETBE (µg/L)	TAME (µg/L)	TBA (µg/L)	Comments
MW-38C(228.5)	06/13/2012	20.7 J	18.3 J	ND(50)	ND(50)	39.0 J	12300	40 J	144 J	597	ND(1300)	
	07/18/2012	14.7	17.4	2.5 J	4.4 J	39.0 J	12000	30.5 J	128	551	286	
MW-38C(261-265)	06/13/2012	25.3 J	23.1 J	ND(100)	ND(100)	48.4 J	13000	36.4 J	137 J	577	ND(2500)	
	07/18/2012	19.8	25.7	3.4 J	8.5 J	57.4 J	12400	31.3 J	131	572	277	
MW-38C(290.5)	06/13/2012	37.7 J	55.1	ND(50)	ND(50)	92.8 J	10400	33 J	115 J	477	ND(1300)	
	07/18/2012	16.3 J	17.2 J	5.7 J	5.8 J	45.0 J	12000	26 J	116	542	147 J	
MW-38C(HS-D)	06/23/2011	33.4 J	34 J	ND(50)	ND(50)	67 J	24700	53.5 J	256	1070	1720	
	06/27/2011	42.8 J	53.8	ND(50)	ND(50)	96.6 J	21600	58.4 J	227 J	941	ND(1300)	
	07/28/2011	56.2	65.4	ND(50)	ND(50)	121.6	19900	42.8 J	195 J	922	ND(1300)	
	08/29/2011	73.7	84.9	ND(25)	ND(25)	158.6	14600	29.2 J	150	711	317 J	
	09/21/2011	18 J	ND(50)	ND(50)	ND(50)	18 J	14700	33.5 J	153 J	713	ND(1300)	
	10/25/2011	72.7	129	8.9 J	31.8	242 J	13600	39.4 J	164	663	174 J	
	11/29/2011	10.1	18.2	2.9 J	14.9	46.1 J	12100	33.4 J	157	649	183 J	
	12/28/2011	14 J	12.2 J	ND(20)	ND(20)	26 J	12800	27.2 J	114	553	210 J	
	01/26/2012	36.2 J	ND(50)	ND(50)	ND(50)	36.2 J	10600	28.6 J	119 J	513	ND(1300)	
	02/23/2012	22.7 J	19 J	13 J	36.8	92 J	11200	34.3 J	140	646	ND(630)	
	03/22/2012	22.9 J	23.9 J	ND(50)	ND(50)	46.8 J	8760	22.7 J	96.5 J	436	ND(1300)	
	04/26/2012	ND(50)	14.2 J	12.3 J	ND(50)	26.5 J	8760	28.1 J	115 J	499	ND(1300)	
	05/29/2012	12.7 J	ND(25)	ND(25)	ND(25)	12.7 J	12500	32 J	128 J	580	ND(630)	
	08/29/2012	ND(100)	ND(100)	ND(100)	ND(100)	BRL	10300	27.1 J	111 J	494 J	1180 J	
	09/19/2012	ND(100)	ND(100)	ND(100)	ND(100)	BRL	11500	28.3 J	132 J	559	ND(2500)	
MW-38C(HS-S)	06/23/2011	36.2 J	45.1 J	ND(50)	ND(50)	81.3 J	24500	49.3 J	236 J	1010	1780	
	06/27/2011	44.1 J	56	ND(50)	ND(50)	100 J	22600	58.2 J	224 J	916	ND(1300)	
	07/28/2011	73.8	101	ND(50)	ND(50)	175	19500	43.7 J	198 J	944	ND(1300)	
	08/29/2011	74.6	72.9	ND(25)	ND(25)	147.5	12900	26.8 J	135	645	297 J	
	09/21/2011	ND(20)	ND(20)	ND(20)	ND(20)	BRL	11100	26.2 J	116	539	270 J	
	10/25/2011	65.4	115	6.1 J	21	208 J	10400	29 J	117	465	117 J	
	11/29/2011	40.8	63.9	7.6	21.1	133.4	9240	31.1	134	479 J	114	
	12/28/2011	60.3	62.3	7.9 J	19 J	150 J	10200	29.3 J	124	595	ND(500)	
	01/26/2012	61.6	ND(50)	ND(50)	18.5 J	80.1 J	11200	28.1 J	100 J	457	ND(1300)	
	02/23/2012	43.9	26.7	7.7 J	12.8 J	91.1 J	9480	25.8 J	105 J	487	ND(630)	
	03/22/2012	44.6 J	31 J	ND(50)	ND(50)	76 J	8430	24 J	94.9 J	423	ND(1300)	
	04/26/2012	36.1 J	24.5 J	11.8 J	ND(50)	72.4 J	8790	21.7 J	90.7 J	408	ND(1300)	
	05/29/2012	46.5	34	10.2	17.3	108	8580	24.1	97.8	431	99.3	

TABLE 1

**Summary of Groundwater Analytical Results
Inactive Exxon Facility #28077
14528 Jarrettsville Pike
Phoenix, Maryland**

August 8, 2005 through January 22, 2019

Sample ID	Date	Benzene (µg/L)	Toluene (µg/L)	Ethyl- benzene (µg/L)	Total Xylenes (µg/L)	Total BTEX (µg/L)	MTBE (µg/L)	DIPE (µg/L)	ETBE (µg/L)	TAME (µg/L)	TBA (µg/L)	Comments
MW-38C(HS-S)	08/29/2012	35.5	9.3 J	5.5 J	ND(20)	50.3 J	7560	22.3 J	92.4 J	402	458 J	
	09/19/2012	24.5	5.6 J	ND(20)	ND(20)	30.1 J	7250	20.9 J	87.6 J	386	ND(500)	
MW-40	03/21/2006	1300	7070	1770	6580	16720	11200	76.9 J	211 J	1450	ND(1300)	
	03/28/2006	179	479	52.6	3120	3831	9680	76.8 J	228 J	1310	ND(1300)	
	04/04/2006	580	4130	782	4780	10272	12000	89.7 J	251 J	1620	ND(2500)	
	04/11/2006	226	1950	318	2970	5464	8750	36.3 J	151	1150	ND(630)	
	04/18/2006	165	1460	245	2820	4690	11100	34.7 J	137	1100	ND(500)	
	05/15/2006	425	4200	629	3260	8514	6950	ND(130)	126 J	840	ND(630)	
	08/24/2006	415	4090	1050	4890	10445	894	NA	NA	NA	ND(250)	
	11/09/2006	6.4	74.2	11.9	188	281	112	NA	NA	NA	ND(25)	
	02/15/2007	8.1	83.7	8.6	102	202	5	ND(5.0)	ND(5.0)	3.2 J	ND(25)	
	05/08/2007	22.4	222	67.5	472	784	34	ND(5.0)	0.98 J	19.3	ND(25)	
	08/15/2007	39.2	269	65.4	487	861	207	1.5 J	5.3	98.4	ND(25)	
	11/02/2007	55.3	492	96.7	642	1286	49.9	ND(13)	ND(13)	17.1	ND(63)	
	02/19/2008	0.53 J	11.4	2.9	22.8	37.6 J	1.8	ND(5.0)	ND(5.0)	ND(5.0)	ND(25)	
	05/16/2008	0.96 J	13.8	3.5	21.5	39.8 J	1.7	ND(5.0)	ND(5.0)	ND(5.0)	ND(25)	
	08/28/2008	99.3	1860	482	1470	3911	170	ND(50)	2.9 J	23.4 J	ND(250)	
	12/29/2008	10.8	81	18.2	169	279	9.7	ND(5.0)	ND(5.0)	3.9 J	ND(25)	
	03/12/2009	54.8	1060	209	1180	2504	24.7	ND(5.0)	1.7 J	5.6	ND(25)	
	06/09/2009	6.7	54	9.1	95.9	166	22.5	ND(5.0)	0.71 J	10.9	ND(25)	
	09/15/2009	3.4	199	63.5	256	522	ND(1.0)	ND(5.0)	ND(5.0)	ND(5.0)	ND(25)	
	12/15/2009	ND(1.0)	27.2	27	101	155	0.58 J	ND(5.0)	ND(5.0)	ND(5.0)	ND(25)	
	03/16/2010	ND(1.0)	10.3	4.9	22.5	37.7	0.61 J	ND(5.0)	ND(5.0)	ND(5.0)	ND(25)	
	06/21/2010	21.8	1370	432	1950	3774	164	ND(50)	ND(50)	ND(50)	ND(250)	
	09/22/2010	3.5	31.6	3.8	37.5	76.4	284	1.6 J	6.1	38.7	ND(25)	
	12/20/2010	9.3	140	13.3	95.6	258	172	2.3 J	6.3	40.3	ND(25)	
	03/23/2011	ND(1.0)	3.4	0.92 J	2.2	6.5 J	0.24 J	ND(5.0)	ND(5.0)	ND(5.0)	ND(25)	
	06/27/2011	0.69 J	8.9	1.1	11.9	22.6 J	4	ND(5.0)	ND(5.0)	1.3 J	ND(25)	
09/28/2011	ND(1.0)	ND(1.0)	ND(1.0)	ND(1.0)	BRL	0.60 J	ND(5.0)	ND(5.0)	ND(5.0)	ND(25)		
12/20/2011	ND(1.0)	0.46 J	ND(1.0)	0.56 J	1.02 J	ND(1.0)	ND(5.0)	ND(5.0)	ND(5.0)	ND(25)		
03/19/2012	ND(1.0)	ND(1.0)	ND(1.0)	0.68 J	0.68 J	ND(1.0)	ND(5.0)	ND(5.0)	ND(5.0)	ND(25)		
06/19/2012	2.3	18	1.5	15.2	37	103	1.1 J	3 J	20.1	ND(25)		
07/13/2012	9.9	402	121	504	1037	91.6	0.97 J	3.1 J	19.8	ND(25)		
09/19/2012	ND(1.0)	ND(1.0)	ND(1.0)	ND(1.0)	BRL	2.7	ND(5.0)	ND(5.0)	ND(5.0)	ND(25)		
12/12/2012	2.1	100	8.4	136	247	74	0.74 J	2.4 J	15.9	ND(25)		

TABLE 1

**Summary of Groundwater Analytical Results
Inactive Exxon Facility #28077
14528 Jarrettsville Pike
Phoenix, Maryland**

August 8, 2005 through January 22, 2019

Sample ID	Date	Benzene (µg/L)	Toluene (µg/L)	Ethyl- benzene (µg/L)	Total Xylenes (µg/L)	Total BTEX (µg/L)	MTBE (µg/L)	DIPE (µg/L)	ETBE (µg/L)	TAME (µg/L)	TBA (µg/L)	Comments
MW-40	03/20/2013	1.7	84.8	10.9	62.8	160.2	19.6	0.39 J	1 J	7.2	ND(25)	
	06/19/2013	ND(1.0)	3.1	0.4 J	7.2	10.7 J	0.78 J	ND(5.0)	ND(5.0)	ND(5.0)	ND(25)	
	09/20/2013	2.4	24.7	2.5	32.8	62.4	96.5	1.3 J	3.3 J	20.8	ND(25)	
	12/19/2013	0.75 J	56.0	6.2	189	252 J	4.4	ND(5.0)	ND(5.0)	1.7 J	ND(25)	
	03/19/2014	6.7	53.0	9.0	93.2	161.9	87.4	1.1 J	3.1 J	18.8	ND(25)	
	06/16/2014	3.3	ND(1.0)	ND(1.0)	0.29 J	3.6 J	ND(1.0)	0.58 J	ND(5.0)	ND(5.0)	ND(25)	
	09/16/2014	3.4	ND(1.0)	ND(1.0)	ND(1.0)	3.4	2.2	ND(2.0)	ND(2.0)	ND(2.0)	ND(10)	
	12/11/2014	0.42 J	ND(1.0)	ND(1.0)	ND(1.0)	0.42 J	0.28 J	ND(2.0)	ND(2.0)	ND(2.0)	ND(10)	
	03/19/2015	1	1	0.6 J	1 J	4 J	0.6 J	ND(1)	ND(1)	ND(1)	ND(5)	
	06/10/2015	2	ND(1)	ND(1)	0.7 J	3 J	ND(1)	ND(1)	ND(1)	ND(1)	ND(5)	
	09/28/2015	5	67	36	260	368	30	ND(1)	1	7	5 J	
	10/15/2015	ND(1)	ND(1)	ND(1)	ND(1)	BRL	3	ND(1)	ND(1)	ND(1)	ND(5)	
	11/19/2015	ND(1)	ND(1)	ND(1)	ND(1)	BRL	4	ND(1)	ND(1)	0.8 J	ND(5)	
	12/31/2015	ND(1)	ND(1)	ND(1)	ND(1)	BRL	0.9 J	ND(1)	ND(1)	ND(1)	ND(5)	
	03/28/2016	ND(1)	ND(1)	ND(1)	ND(1)	BRL	0.5 J	ND(1)	ND(1)	ND(1)	ND(5)	
	06/16/2016	ND(1)	ND(1)	ND(1)	ND(1)	BRL	2	ND(1)	ND(1)	ND(1)	ND(5)	
	09/19/2016	8	29	15	100	152	11	ND(1)	0.9 J	2	19 J	
	12/14/2016	7	14	14	46	81	9	ND(1)	0.9 J	2	31	
	03/21/2017	10	58	51	140	259	14	0.6 J	1	3	31	
	06/26/2017	ND(1)	ND(1)	ND(1)	ND(1)	BRL	10	ND(1)	ND(1)	0.9 J	2 J	
09/15/2017	ND(1)	0.7 J	0.7 J	1 J	2 J	3	ND(1)	ND(1)	ND(1)	ND(20)		
12/20/2017	36	190	200	510	936	87	4 J	8	15	180		
02/16/2018	ND(1)	ND(1)	ND(1)	ND(1)	BRL	0.9 J	ND(1)	ND(1)	ND(1)	ND(5)		
05/16/2018	ND(1)	1	ND(1)	4	5	5	ND(1)	0.5 J	1	3 J		
08/07/2018	ND(1)	ND(1)	ND(1)	ND(5)	BRL	ND(1)	ND(1)	ND(1)	ND(1)	ND(25)		
11/27/2018	ND(1)	ND(1)	ND(1)	ND(5)	BRL	1 J	ND(1)	ND(1)	ND(1)	ND(25)		
MW-42A	03/06/2006	ND(1.0)	0.89 J	ND(1.0)	0.73 J	1.62 J	0.74 J	ND(5.0)	ND(5.0)	ND(5.0)	ND(25)	
	03/09/2006	ND(1.0)	ND(1.0)	ND(1.0)	ND(1.0)	BRL	ND(1.0)	ND(5.0)	ND(5.0)	ND(5.0)	ND(25)	
	03/13/2006	ND(1.0)	ND(1.0)	ND(1.0)	ND(1.0)	BRL	ND(1.0)	ND(5.0)	ND(5.0)	ND(5.0)	ND(25)	
	03/17/2006	ND(1.0)	ND(1.0)	ND(1.0)	ND(1.0)	BRL	ND(1.0)	ND(5.0)	ND(5.0)	ND(5.0)	ND(25)	
	03/22/2006	ND(1.0)	ND(1.0)	ND(1.0)	ND(1.0)	BRL	0.45 J	ND(5.0)	ND(5.0)	ND(5.0)	ND(25)	
	03/28/2006	ND(1.0)	ND(1.0)	ND(1.0)	ND(1.0)	BRL	0.4 J	ND(5.0)	ND(5.0)	ND(5.0)	ND(25)	
	04/03/2006	ND(1.0)	ND(1.0)	ND(1.0)	ND(1.0)	BRL	ND(1.0)	ND(5.0)	ND(5.0)	ND(5.0)	ND(25)	
	04/10/2006	ND(1.0)	ND(1.0)	ND(1.0)	ND(1.0)	BRL	ND(1.0)	ND(5.0)	ND(5.0)	ND(5.0)	ND(25)	
04/17/2006	ND(1.0)	ND(1.0)	ND(1.0)	ND(1.0)	BRL	ND(1.0)	ND(5.0)	ND(5.0)	ND(5.0)	ND(25)		

TABLE 1

**Summary of Groundwater Analytical Results
Inactive Exxon Facility #28077
14528 Jarrettsville Pike
Phoenix, Maryland**

August 8, 2005 through January 22, 2019

Sample ID	Date	Benzene (µg/L)	Toluene (µg/L)	Ethyl- benzene (µg/L)	Total Xylenes (µg/L)	Total BTEX (µg/L)	MTBE (µg/L)	DIPE (µg/L)	ETBE (µg/L)	TAME (µg/L)	TBA (µg/L)	Comments
MW-42A	05/16/2006	ND(1.0)	ND(1.0)	ND(1.0)	ND(1.0)	BRL	ND(1.0)	ND(5.0)	ND(5.0)	ND(5.0)	ND(25)	
	06/15/2006	ND(1.0)	ND(1.0)	ND(1.0)	ND(1.0)	BRL	ND(1.0)	ND(5.0)	ND(5.0)	ND(5.0)	ND(25)	
	07/13/2006	ND(1.0)	ND(1.0)	ND(1.0)	ND(1.0)	BRL	ND(1.0)	NA	NA	NA	ND(25)	
	08/16/2006	ND(1.0)	ND(1.0)	ND(1.0)	ND(1.0)	BRL	ND(1.0)	NA	NA	NA	ND(25)	
	11/10/2006	ND(1.0)	ND(1.0)	ND(1.0)	ND(1.0)	BRL	0.39 J	NA	NA	NA	ND(25)	
	02/16/2007	ND(1.0)	ND(1.0)	ND(1.0)	ND(1.0)	BRL	ND(1.0)	ND(5.0)	ND(5.0)	ND(5.0)	ND(25)	
	05/10/2007	ND(1.0)	ND(1.0)	ND(1.0)	ND(1.0)	BRL	ND(1.0)	ND(5.0)	ND(5.0)	ND(5.0)	ND(25)	
	08/22/2007	ND(1.0)	ND(1.0)	ND(1.0)	ND(1.0)	BRL	ND(1.0)	ND(5.0)	ND(5.0)	ND(5.0)	ND(25)	
	10/30/2007	ND(1.0)	ND(1.0)	ND(1.0)	ND(1.0)	BRL	ND(1.0)	ND(5.0)	ND(5.0)	ND(5.0)	ND(25)	
	12/14/2007	ND(1.0)	ND(1.0)	ND(1.0)	ND(1.0)	BRL	0.46 J	ND(5.0)	ND(5.0)	ND(5.0)	ND(25)	
	02/19/2008	ND(1.0)	ND(1.0)	ND(1.0)	ND(1.0)	BRL	ND(1.0)	ND(5.0)	ND(5.0)	ND(5.0)	ND(25)	
	05/15/2008	ND(1.0)	ND(1.0)	ND(1.0)	ND(1.0)	BRL	ND(1.0)	ND(5.0)	ND(5.0)	ND(5.0)	ND(25)	
	08/19/2008	ND(1.0)	ND(1.0)	ND(1.0)	ND(1.0)	BRL	ND(1.0)	ND(5.0)	ND(5.0)	ND(5.0)	ND(25)	
	12/10/2008	ND(1.0)	ND(1.0)	ND(1.0)	ND(1.0)	BRL	ND(1.0)	ND(5.0)	ND(5.0)	ND(5.0)	ND(25)	
	03/10/2009	ND(1.0)	ND(1.0)	ND(1.0)	ND(1.0)	BRL	ND(1.0)	ND(5.0)	ND(5.0)	ND(5.0)	ND(25)	
	06/18/2009	ND(1.0)	ND(1.0)	ND(1.0)	ND(1.0)	BRL	ND(1.0)	ND(5.0)	ND(5.0)	ND(5.0)	ND(25)	
	09/22/2009	ND(1.0)	ND(1.0)	ND(1.0)	ND(1.0)	BRL	ND(1.0)	ND(5.0)	ND(5.0)	ND(5.0)	ND(25)	
	12/08/2009	ND(1.0)	ND(1.0)	ND(1.0)	ND(1.0)	BRL	ND(1.0)	ND(5.0)	ND(5.0)	ND(5.0)	ND(25)	
	06/16/2010	ND(1.0)	ND(1.0)	ND(1.0)	ND(1.0)	BRL	ND(1.0)	ND(5.0)	ND(5.0)	ND(5.0)	ND(25)	
	12/06/2010	ND(1.0)	ND(1.0)	ND(1.0)	ND(1.0)	BRL	ND(1.0)	ND(5.0)	ND(5.0)	ND(5.0)	ND(25)	
	06/20/2011	ND(1.0)	ND(1.0)	ND(1.0)	ND(1.0)	BRL	ND(1.0)	ND(5.0)	ND(5.0)	ND(5.0)	ND(25)	
	09/16/2011	ND(1.0)	ND(1.0)	ND(1.0)	ND(1.0)	BRL	ND(1.0)	ND(5.0)	ND(5.0)	ND(5.0)	ND(25)	
	12/08/2011	ND(1.0)	ND(1.0)	ND(1.0)	ND(1.0)	BRL	ND(1.0)	ND(5.0)	ND(5.0)	ND(5.0)	ND(25)	
	03/15/2012	ND(1.0)	ND(1.0)	ND(1.0)	ND(1.0)	BRL	ND(1.0)	ND(5.0)	ND(5.0)	ND(5.0)	ND(25)	
	09/20/2012	ND(1.0)	ND(1.0)	ND(1.0)	ND(1.0)	BRL	ND(1.0)	ND(5.0)	ND(5.0)	ND(5.0)	ND(25)	
	03/22/2013	ND(1.0)	ND(1.0)	ND(1.0)	ND(1.0)	BRL	ND(1.0)	ND(5.0)	ND(5.0)	ND(5.0)	ND(25)	
	09/17/2013	ND(1.0)	ND(1.0)	ND(1.0)	ND(1.0)	BRL	ND(1.0)	ND(5.0)	ND(5.0)	ND(5.0)	ND(25)	
	03/19/2014	ND(0.50)	ND(1.0)	ND(0.50)	ND(1.0)	BRL	ND(1.0)	ND(2.0)	ND(5.0)	ND(5.0)	ND(25)	
	09/12/2014	ND(0.50)	ND(1.0)	ND(1.0)	ND(1.0)	BRL	ND(1.0)	ND(2.0)	ND(2.0)	ND(2.0)	ND(10)	
	03/12/2015	ND(1)	ND(1)	ND(1)	ND(1)	BRL	ND(1)	ND(1)	ND(1)	ND(1)	ND(5)	
10/05/2015	ND(1)	ND(1)	ND(1)	ND(1)	BRL	ND(1)	ND(1)	ND(1)	ND(1)	ND(20)		
03/16/2016	ND(1)	ND(1)	ND(1)	ND(1)	BRL	ND(1)	ND(1)	ND(1)	ND(1)	ND(5)		
09/19/2016	ND(1)	ND(1)	ND(1)	ND(1)	BRL	ND(1)	ND(1)	ND(1)	ND(1)	ND(20)		
03/21/2017	ND(1)	ND(1)	ND(1)	ND(1)	BRL	ND(1)	ND(1)	ND(1)	ND(1)	ND(5)		
10/04/2017	ND(1)	ND(1)	ND(1)	ND(1)	BRL	ND(1)	ND(1)	ND(1)	ND(1)	ND(20)	Gauging only as of 1/1/18	

TABLE 1

**Summary of Groundwater Analytical Results
Inactive Exxon Facility #28077
14528 Jarrettsville Pike
Phoenix, Maryland**

August 8, 2005 through January 22, 2019

Sample ID	Date	Benzene (µg/L)	Toluene (µg/L)	Ethyl- benzene (µg/L)	Total Xylenes (µg/L)	Total BTEX (µg/L)	MTBE (µg/L)	DIPE (µg/L)	ETBE (µg/L)	TAME (µg/L)	TBA (µg/L)	Comments
MW-42B	03/06/2006	0.9 J	6.6	2.4	6.1	16.0 J	4.1	ND(5.0)	ND(5.0)	0.83 J	ND(25)	
	03/09/2006	0.63 J	2.6	0.43 J	0.73 J	4.4 J	2.2	ND(5.0)	ND(5.0)	0.44 J	21 J	
	03/13/2006	ND(1.0)	ND(1.0)	ND(1.0)	ND(1.0)	BRL	2.6	ND(5.0)	ND(5.0)	0.48 J	37.1	
	03/17/2006	ND(1.0)	ND(1.0)	ND(1.0)	ND(1.0)	BRL	2.3	ND(5.0)	ND(5.0)	0.32 J	35.3	
	03/22/2006	ND(1.0)	ND(1.0)	ND(1.0)	ND(1.0)	BRL	2.3	ND(5.0)	ND(5.0)	0.37 J	56.5	
	03/28/2006	ND(1.0)	ND(1.0)	ND(1.0)	ND(1.0)	BRL	2.2	ND(5.0)	ND(5.0)	ND(5.0)	70.8	
	04/03/2006	ND(1.0)	ND(1.0)	ND(1.0)	ND(1.0)	BRL	1.7	ND(5.0)	ND(5.0)	ND(5.0)	60.5	
	04/10/2006	ND(1.0)	ND(1.0)	ND(1.0)	ND(1.0)	BRL	1.8	ND(5.0)	ND(5.0)	ND(5.0)	52.7	
	04/17/2006	ND(1.0)	ND(1.0)	ND(1.0)	ND(1.0)	BRL	1.5	ND(5.0)	ND(5.0)	ND(5.0)	70.4	
	05/16/2006	ND(1.0)	ND(1.0)	ND(1.0)	ND(1.0)	BRL	1.7	ND(5.0)	ND(5.0)	ND(5.0)	47.6	
	06/15/2006	ND(1.0)	ND(1.0)	ND(1.0)	ND(1.0)	BRL	1.3	ND(5.0)	ND(5.0)	ND(5.0)	ND(25)	
	07/13/2006	ND(1.0)	ND(1.0)	ND(1.0)	ND(1.0)	BRL	0.41 J	NA	NA	NA	ND(25)	
	08/16/2006	ND(1.0)	ND(1.0)	ND(1.0)	ND(1.0)	BRL	ND(1.0)	NA	NA	NA	36.8	
	11/10/2006	ND(1.0)	ND(1.0)	ND(1.0)	ND(1.0)	BRL	ND(1.0)	NA	NA	NA	ND(25)	
	02/16/2007	ND(1.0)	ND(1.0)	ND(1.0)	ND(1.0)	BRL	ND(1.0)	ND(5.0)	ND(5.0)	ND(5.0)	ND(25)	
	05/10/2007	ND(1.0)	ND(1.0)	ND(1.0)	ND(1.0)	BRL	ND(1.0)	ND(5.0)	ND(5.0)	ND(5.0)	ND(25)	
	08/22/2007	ND(1.0)	ND(1.0)	ND(1.0)	ND(1.0)	BRL	ND(1.0)	ND(5.0)	ND(5.0)	ND(5.0)	ND(25)	
	10/30/2007	ND(1.0)	ND(1.0)	ND(1.0)	ND(1.0)	BRL	ND(1.0)	ND(5.0)	ND(5.0)	ND(5.0)	ND(25)	
	12/14/2007	ND(1.0)	ND(1.0)	ND(1.0)	ND(1.0)	BRL	ND(1.0)	ND(5.0)	ND(5.0)	ND(5.0)	ND(25)	
	02/19/2008	ND(1.0)	ND(1.0)	ND(1.0)	ND(1.0)	BRL	ND(1.0)	ND(5.0)	ND(5.0)	ND(5.0)	ND(25)	
	08/19/2008	ND(1.0)	ND(1.0)	ND(1.0)	ND(1.0)	BRL	ND(1.0)	ND(5.0)	ND(5.0)	ND(5.0)	ND(25)	
	04/29/2009	ND(1.0)	ND(1.0)	ND(1.0)	ND(1.0)	BRL	ND(1.0)	ND(5.0)	ND(5.0)	ND(5.0)	ND(25)	
	09/09/2009	ND(1.0)	ND(1.0)	ND(1.0)	ND(1.0)	BRL	ND(1.0)	ND(5.0)	ND(5.0)	ND(5.0)	ND(25)	
	06/16/2010	ND(1.0)	ND(1.0)	ND(1.0)	ND(1.0)	BRL	ND(1.0)	ND(5.0)	ND(5.0)	ND(5.0)	ND(25)	
	12/06/2010	ND(1.0)	ND(1.0)	ND(1.0)	ND(1.0)	BRL	ND(1.0)	ND(5.0)	ND(5.0)	ND(5.0)	ND(25)	
	06/20/2011	ND(1.0)	ND(1.0)	ND(1.0)	ND(1.0)	BRL	ND(1.0)	ND(5.0)	ND(5.0)	ND(5.0)	ND(25)	
	09/16/2011	ND(1.0)	ND(1.0)	ND(1.0)	ND(1.0)	BRL	ND(1.0)	ND(5.0)	ND(5.0)	ND(5.0)	ND(25)	
	12/08/2011	ND(1.0)	ND(1.0)	ND(1.0)	ND(1.0)	BRL	ND(1.0)	ND(5.0)	ND(5.0)	ND(5.0)	ND(25)	
	03/15/2012	ND(1.0)	ND(1.0)	ND(1.0)	ND(1.0)	BRL	ND(1.0)	ND(5.0)	ND(5.0)	ND(5.0)	ND(25)	
	09/20/2012	ND(1.0)	ND(1.0)	ND(1.0)	ND(1.0)	BRL	ND(1.0)	ND(5.0)	ND(5.0)	ND(5.0)	ND(25)	
03/22/2013	ND(1.0)	ND(1.0)	ND(1.0)	ND(1.0)	BRL	ND(1.0)	ND(5.0)	ND(5.0)	ND(5.0)	ND(25)		
09/17/2013	ND(1.0)	ND(1.0)	ND(1.0)	ND(1.0)	BRL	ND(1.0)	ND(5.0)	ND(5.0)	ND(5.0)	ND(25)		
03/19/2014	ND(0.50)	ND(1.0)	ND(0.50)	ND(1.0)	BRL	ND(1.0)	ND(2.0)	ND(5.0)	ND(5.0)	ND(25)		
09/12/2014	ND(0.50)	ND(1.0)	ND(1.0)	ND(1.0)	BRL	ND(1.0)	ND(2.0)	ND(2.0)	ND(2.0)	ND(10)		
03/12/2015	ND(1)	ND(1)	ND(1)	ND(1)	BRL	ND(1)	ND(1)	ND(1)	ND(1)	ND(5)		

TABLE 1

**Summary of Groundwater Analytical Results
Inactive Exxon Facility #28077
14528 Jarrettsville Pike
Phoenix, Maryland**

August 8, 2005 through January 22, 2019

Sample ID	Date	Benzene (µg/L)	Toluene (µg/L)	Ethyl- benzene (µg/L)	Total Xylenes (µg/L)	Total BTEX (µg/L)	MTBE (µg/L)	DIPE (µg/L)	ETBE (µg/L)	TAME (µg/L)	TBA (µg/L)	Comments
MW-42B	10/05/2015	ND(1)	ND(1)	ND(1)	ND(1)	BRL	ND(1)	ND(1)	ND(1)	ND(1)	ND(20)	
	03/16/2016	ND(1)	ND(1)	ND(1)	ND(1)	BRL	ND(1)	ND(1)	ND(1)	ND(1)	ND(5)	
	09/19/2016	ND(1)	ND(1)	ND(1)	ND(1)	BRL	ND(1)	ND(1)	ND(1)	ND(1)	ND(20)	
	03/21/2017	ND(1)	ND(1)	ND(1)	ND(1)	BRL	ND(1)	ND(1)	ND(1)	ND(1)	ND(5)	
	10/04/2017	ND(1)	ND(1)	ND(1)	ND(1)	BRL	ND(1)	ND(1)	ND(1)	ND(1)	ND(20)	
	08/15/2018	ND(1)	ND(1)	ND(1)	ND(5)	BRL	ND(1)	ND(1)	ND(1)	ND(1)	ND(25)	
MW-42C	12/07/2007	ND(1.0)	ND(1.0)	ND(1.0)	ND(1.0)	BRL	ND(1.0)	ND(5.0)	ND(5.0)	ND(5.0)	ND(25)	
	01/11/2008	ND(1.0)	ND(1.0)	ND(1.0)	ND(1.0)	BRL	ND(1.0)	ND(5.0)	ND(5.0)	ND(5.0)	ND(25)	
	02/25/2008	ND(1.0)	ND(1.0)	ND(1.0)	ND(1.0)	BRL	ND(1.0)	ND(5.0)	ND(5.0)	ND(5.0)	ND(25)	
	05/15/2008	ND(1.0)	ND(1.0)	ND(1.0)	ND(1.0)	BRL	ND(1.0)	ND(5.0)	ND(5.0)	ND(5.0)	ND(25)	
	08/19/2008	ND(1.0)	ND(1.0)	ND(1.0)	ND(1.0)	BRL	ND(1.0)	ND(5.0)	ND(5.0)	ND(5.0)	ND(25)	
	12/10/2008	ND(1.0)	ND(1.0)	ND(1.0)	ND(1.0)	BRL	ND(1.0)	ND(5.0)	ND(5.0)	ND(5.0)	ND(25)	
03/11/2009	ND(1.0)	ND(1.0)	ND(1.0)	ND(1.0)	BRL	ND(1.0)	ND(5.0)	ND(5.0)	ND(5.0)	ND(25)		
MW-42C(123)	06/20/2008	ND(1.0)	ND(1.0)	ND(1.0)	ND(1.0)	BRL	ND(1.0)	ND(5.0)	ND(5.0)	ND(5.0)	ND(25)	
	09/11/2008	ND(1.0)	ND(1.0)	ND(1.0)	ND(1.0)	BRL	ND(1.0)	ND(5.0)	ND(5.0)	ND(5.0)	ND(25)	
	12/04/2008	ND(1.0)	ND(1.0)	ND(1.0)	ND(1.0)	BRL	ND(1.0)	ND(5.0)	ND(5.0)	ND(5.0)	ND(25)	
	06/25/2009	ND(1.0)	ND(1.0)	ND(1.0)	ND(1.0)	BRL	ND(1.0)	ND(5.0)	ND(5.0)	ND(5.0)	ND(25)	
	09/22/2009	ND(1.0)	ND(1.0)	ND(1.0)	ND(1.0)	BRL	ND(1.0)	ND(5.0)	ND(5.0)	ND(5.0)	ND(25)	
	12/22/2009	ND(1.0)	ND(1.0)	ND(1.0)	ND(1.0)	BRL	ND(1.0)	ND(5.0)	ND(5.0)	ND(5.0)	ND(25)	
	03/23/2010	ND(1.0)	ND(1.0)	ND(1.0)	ND(1.0)	BRL	ND(1.0)	ND(5.0)	ND(5.0)	ND(5.0)	ND(25)	
	06/11/2010	ND(1.0)	ND(1.0)	ND(1.0)	ND(1.0)	BRL	ND(1.0)	ND(5.0)	ND(5.0)	ND(5.0)	ND(25)	
	09/14/2010	ND(1.0)	ND(1.0)	ND(1.0)	ND(1.0)	BRL	ND(1.0)	ND(5.0)	ND(5.0)	ND(5.0)	ND(25)	
	12/15/2010	ND(1.0)	ND(1.0)	ND(1.0)	ND(1.0)	BRL	ND(1.0)	ND(5.0)	ND(5.0)	ND(5.0)	ND(25)	
	03/17/2011	ND(1.0)	ND(1.0)	ND(1.0)	ND(1.0)	BRL	ND(1.0)	ND(5.0)	ND(5.0)	ND(5.0)	ND(25)	
	06/16/2011	0.37 J	0.3 J	0.34 J	2.1	3.1 J	ND(1.0)	ND(5.0)	ND(5.0)	ND(5.0)	ND(25)	
	08/23/2011	ND(1.0)	ND(1.0)	ND(1.0)	0.48 J	0.48 J	ND(1.0)	ND(5.0)	ND(5.0)	ND(5.0)	ND(25)	
	12/21/2011	ND(1.0)	ND(1.0)	ND(1.0)	ND(1.0)	BRL	ND(1.0)	ND(5.0)	ND(5.0)	ND(5.0)	ND(25)	
	03/14/2012	ND(1.0)	ND(1.0)	ND(1.0)	ND(1.0)	BRL	ND(1.0)	ND(5.0)	ND(5.0)	ND(5.0)	ND(25)	
	06/29/2012	ND(1.0)	ND(1.0)	ND(1.0)	ND(1.0)	BRL	ND(1.0)	ND(5.0)	ND(5.0)	ND(5.0)	ND(25)	
	09/14/2012	ND(1.0)	ND(1.0)	ND(1.0)	ND(1.0)	BRL	ND(1.0)	ND(5.0)	ND(5.0)	ND(5.0)	ND(25)	
	12/18/2012	ND(1.0)	ND(1.0)	ND(1.0)	ND(1.0)	BRL	ND(1.0)	ND(5.0)	ND(5.0)	ND(5.0)	ND(25)	
	03/14/2013	ND(1.0)	ND(1.0)	ND(1.0)	ND(1.0)	BRL	ND(1.0)	ND(5.0)	ND(5.0)	ND(5.0)	ND(25)	
	06/26/2013	ND(1.0)	ND(1.0)	ND(1.0)	ND(1.0)	BRL	ND(1.0)	ND(5.0)	ND(5.0)	ND(5.0)	ND(25)	
09/24/2013	ND(1.0)	ND(1.0)	ND(1.0)	ND(1.0)	BRL	ND(1.0)	ND(5.0)	ND(5.0)	ND(5.0)	ND(25)		
12/18/2013	ND(1.0)	ND(1.0)	ND(1.0)	ND(1.0)	BRL	ND(1.0)	ND(5.0)	ND(5.0)	ND(5.0)	ND(25)		

TABLE 1

**Summary of Groundwater Analytical Results
Inactive Exxon Facility #28077
14528 Jarrettsville Pike
Phoenix, Maryland**

August 8, 2005 through January 22, 2019

Sample ID	Date	Benzene (µg/L)	Toluene (µg/L)	Ethyl- benzene (µg/L)	Total Xylenes (µg/L)	Total BTEX (µg/L)	MTBE (µg/L)	DIPE (µg/L)	ETBE (µg/L)	TAME (µg/L)	TBA (µg/L)	Comments
MW-42C(123)	03/20/2014	ND(0.50)	ND(1.0)	ND(0.50)	ND(1.0)	BRL	ND(1.0)	ND(2.0)	ND(5.0)	ND(5.0)	ND(25)	
	06/23/2014	ND(0.50)	ND(1.0)	ND(1.0)	ND(1.0)	BRL	ND(1.0)	ND(2.0)	ND(5.0)	ND(5.0)	ND(25)	
	09/17/2014	ND(0.50)	ND(1.0)	ND(1.0)	ND(1.0)	BRL	ND(1.0)	ND(2.0)	ND(2.0)	ND(2.0)	ND(10)	
	12/17/2014	ND(0.50)	ND(1.0)	ND(1.0)	ND(1.0)	BRL	ND(1.0)	ND(2.0)	ND(2.0)	ND(2.0)	ND(10)	
	03/18/2015	ND(1)	ND(1)	ND(1)	ND(1)	BRL	ND(1)	ND(1)	ND(1)	ND(1)	ND(5)	
	06/24/2015	ND(1)	ND(1)	ND(1)	ND(1)	BRL	ND(1)	ND(1)	ND(1)	ND(1)	ND(5)	
	09/24/2015	ND(1)	ND(1)	ND(1)	ND(1)	BRL	ND(1)	ND(1)	ND(1)	ND(1)	ND(20)	
	12/29/2015	ND(1)	ND(1)	ND(1)	ND(1)	BRL	ND(1)	ND(1)	ND(1)	ND(1)	3 J	
	03/29/2016	ND(1)	ND(1)	ND(1)	ND(1)	BRL	ND(1)	ND(1)	ND(1)	ND(1)	ND(5)	
	06/30/2016	ND(1)	ND(1)	ND(1)	ND(1)	BRL	ND(1)	ND(1)	ND(1)	ND(1)	ND(5)	
	10/05/2016	ND(1)	ND(1)	ND(1)	ND(1)	BRL	ND(1)	ND(1)	ND(1)	ND(1)	ND(20)	
	12/28/2016	ND(1)	ND(1)	ND(1)	ND(1)	BRL	ND(1)	ND(1)	ND(1)	ND(1)	ND(5)	
	03/30/2017	ND(1)	ND(1)	ND(1)	ND(1)	BRL	ND(1)	ND(1)	ND(1)	ND(1)	ND(5)	
	06/30/2017	ND(1)	ND(1)	ND(1)	ND(1)	BRL	ND(1)	ND(1)	ND(1)	ND(1)	ND(5)	
	10/03/2017	ND(1)	ND(1)	ND(1)	ND(1)	BRL	ND(1)	ND(1)	ND(1)	ND(1)	ND(20)	
	12/26/2017	ND(1)	ND(1)	ND(1)	ND(1)	BRL	ND(1)	ND(1)	ND(1)	ND(1)	ND(20)	
03/01/2018	ND(1)	ND(1)	ND(1)	ND(1)	BRL	ND(1)	ND(1)	ND(1)	ND(1)	10		
08/22/2018	ND(1)	ND(1)	ND(1)	ND(5)	BRL	ND(1)	ND(1)	ND(1)	ND(1)	ND(25)		
MW-42C(192)	06/20/2008	ND(1.0)	ND(1.0)	ND(1.0)	ND(1.0)	BRL	ND(1.0)	ND(5.0)	ND(5.0)	ND(5.0)	ND(25)	
	09/11/2008	ND(1.0)	ND(1.0)	ND(1.0)	ND(1.0)	BRL	ND(1.0)	ND(5.0)	ND(5.0)	ND(5.0)	ND(25)	
	12/04/2008	ND(1.0)	ND(1.0)	ND(1.0)	ND(1.0)	BRL	ND(1.0)	ND(5.0)	ND(5.0)	ND(5.0)	ND(25)	
	06/25/2009	ND(1.0)	ND(1.0)	ND(1.0)	ND(1.0)	BRL	ND(1.0)	ND(5.0)	ND(5.0)	ND(5.0)	ND(25)	
	09/22/2009	ND(1.0)	ND(1.0)	ND(1.0)	ND(1.0)	BRL	ND(1.0)	ND(5.0)	ND(5.0)	ND(5.0)	ND(25)	
	12/22/2009	ND(1.0)	ND(1.0)	ND(1.0)	ND(1.0)	BRL	ND(1.0)	ND(5.0)	ND(5.0)	ND(5.0)	ND(25)	
	03/23/2010	ND(1.0)	ND(1.0)	ND(1.0)	ND(1.0)	BRL	ND(1.0)	ND(5.0)	ND(5.0)	ND(5.0)	ND(25)	
	06/11/2010	ND(1.0)	ND(1.0)	ND(1.0)	ND(1.0)	BRL	ND(1.0)	ND(5.0)	ND(5.0)	ND(5.0)	ND(25)	
	09/14/2010	ND(1.0)	ND(1.0)	ND(1.0)	ND(1.0)	BRL	ND(1.0)	ND(5.0)	ND(5.0)	ND(5.0)	ND(25)	
	12/15/2010	ND(1.0)	ND(1.0)	ND(1.0)	ND(1.0)	BRL	ND(1.0)	ND(5.0)	ND(5.0)	ND(5.0)	ND(25)	
	03/17/2011	ND(1.0)	ND(1.0)	ND(1.0)	ND(1.0)	BRL	ND(1.0)	ND(5.0)	ND(5.0)	ND(5.0)	ND(25)	
	06/16/2011	0.27 J	0.3 J	0.31 J	2	3 J	ND(1.0)	ND(5.0)	ND(5.0)	ND(5.0)	ND(25)	
	08/23/2011	ND(1.0)	ND(1.0)	ND(1.0)	0.94 J	0.94 J	ND(1.0)	ND(5.0)	ND(5.0)	ND(5.0)	ND(25)	
	12/21/2011	ND(1.0)	ND(1.0)	ND(1.0)	ND(1.0)	BRL	ND(1.0)	ND(5.0)	ND(5.0)	ND(5.0)	ND(25)	
	03/14/2012	ND(1.0)	ND(1.0)	ND(1.0)	ND(1.0)	BRL	ND(1.0)	ND(5.0)	ND(5.0)	ND(5.0)	ND(25)	
06/29/2012	ND(1.0)	ND(1.0)	ND(1.0)	ND(1.0)	BRL	ND(1.0)	ND(5.0)	ND(5.0)	ND(5.0)	ND(25)		
09/14/2012	ND(1.0)	ND(1.0)	ND(1.0)	ND(1.0)	BRL	ND(1.0)	ND(5.0)	ND(5.0)	ND(5.0)	ND(25)		

TABLE 1

**Summary of Groundwater Analytical Results
Inactive Exxon Facility #28077
14528 Jarrettsville Pike
Phoenix, Maryland**

August 8, 2005 through January 22, 2019

Sample ID	Date	Benzene (µg/L)	Toluene (µg/L)	Ethyl- benzene (µg/L)	Total Xylenes (µg/L)	Total BTEX (µg/L)	MTBE (µg/L)	DIPE (µg/L)	ETBE (µg/L)	TAME (µg/L)	TBA (µg/L)	Comments
MW-42C(192)	12/18/2012	ND(1.0)	ND(1.0)	ND(1.0)	ND(1.0)	BRL	ND(1.0)	ND(5.0)	ND(5.0)	ND(5.0)	ND(25)	
	03/14/2013	ND(1.0)	ND(1.0)	ND(1.0)	ND(1.0)	BRL	ND(1.0)	ND(5.0)	ND(5.0)	ND(5.0)	ND(25)	
	06/26/2013	ND(1.0)	ND(1.0)	ND(1.0)	ND(1.0)	BRL	ND(1.0)	ND(5.0)	ND(5.0)	ND(5.0)	ND(25)	
	09/24/2013	ND(1.0)	ND(1.0)	ND(1.0)	ND(1.0)	BRL	ND(1.0)	ND(5.0)	ND(5.0)	ND(5.0)	ND(25)	
	12/18/2013	ND(1.0)	ND(1.0)	ND(1.0)	ND(1.0)	BRL	ND(1.0)	ND(5.0)	ND(5.0)	ND(5.0)	ND(25)	
	03/20/2014	ND(0.50)	ND(1.0)	ND(0.50)	ND(1.0)	BRL	ND(1.0)	ND(2.0)	ND(5.0)	ND(5.0)	ND(25)	
	06/23/2014	ND(0.50)	ND(1.0)	ND(1.0)	ND(1.0)	BRL	ND(1.0)	ND(2.0)	ND(5.0)	ND(5.0)	ND(25)	
	09/17/2014	ND(0.50)	ND(1.0)	ND(1.0)	ND(1.0)	BRL	ND(1.0)	ND(2.0)	ND(2.0)	ND(2.0)	ND(10)	
	12/17/2014	ND(0.50)	ND(1.0)	ND(1.0)	ND(1.0)	BRL	ND(1.0)	ND(2.0)	ND(2.0)	ND(2.0)	ND(10)	
	03/18/2015	ND(1)	ND(1)	ND(1)	ND(1)	BRL	ND(1)	ND(1)	ND(1)	ND(1)	ND(5)	
	06/24/2015	ND(1)	ND(1)	ND(1)	ND(1)	BRL	ND(1)	ND(1)	ND(1)	ND(1)	ND(5)	
	09/24/2015	ND(1)	ND(1)	ND(1)	ND(1)	BRL	ND(1)	ND(1)	ND(1)	ND(1)	ND(20)	
	12/29/2015	ND(1)	ND(1)	ND(1)	ND(1)	BRL	ND(1)	ND(1)	ND(1)	ND(1)	ND(5)	
	03/29/2016	ND(1)	ND(1)	ND(1)	ND(1)	BRL	ND(1)	ND(1)	ND(1)	ND(1)	ND(5)	
	06/30/2016	ND(1)	ND(1)	ND(1)	ND(1)	BRL	ND(1)	ND(1)	ND(1)	ND(1)	ND(5)	
	10/05/2016	ND(1)	ND(1)	ND(1)	ND(1)	BRL	ND(1)	ND(1)	ND(1)	ND(1)	ND(20)	
	12/28/2016	ND(1)	ND(1)	ND(1)	ND(1)	BRL	ND(1)	ND(1)	ND(1)	ND(1)	ND(5)	
	03/30/2017	ND(1)	ND(1)	ND(1)	ND(1)	BRL	ND(1)	ND(1)	ND(1)	ND(1)	ND(5)	
06/30/2017	ND(1)	ND(1)	ND(1)	ND(1)	BRL	ND(1)	ND(1)	ND(1)	ND(1)	ND(5)		
10/03/2017	ND(1)	ND(1)	ND(1)	ND(1)	BRL	ND(1)	ND(1)	ND(1)	ND(1)	ND(20)		
12/26/2017	ND(1)	ND(1)	ND(1)	ND(1)	BRL	ND(1)	ND(1)	ND(1)	ND(1)	ND(20)		
03/01/2018	ND(1)	ND(1)	ND(1)	ND(1)	BRL	ND(1)	ND(1)	ND(1)	ND(1)	7		
08/22/2018	ND(1)	ND(1)	ND(1)	ND(5)	BRL	ND(1)	ND(1)	ND(1)	ND(1)	ND(25)		
MW-42C(240)	06/20/2008	ND(1.0)	ND(1.0)	ND(1.0)	ND(1.0)	BRL	ND(1.0)	ND(5.0)	ND(5.0)	ND(5.0)	ND(25)	
	09/11/2008	ND(1.0)	ND(1.0)	ND(1.0)	ND(1.0)	BRL	ND(1.0)	ND(5.0)	ND(5.0)	ND(5.0)	ND(25)	
	12/04/2008	ND(1.0)	ND(1.0)	ND(1.0)	ND(1.0)	BRL	ND(1.0)	ND(5.0)	ND(5.0)	ND(5.0)	ND(25)	
	06/25/2009	ND(1.0)	ND(1.0)	ND(1.0)	ND(1.0)	BRL	ND(1.0)	ND(5.0)	ND(5.0)	ND(5.0)	ND(25)	
	09/22/2009	ND(1.0)	ND(1.0)	ND(1.0)	ND(1.0)	BRL	ND(1.0)	ND(5.0)	ND(5.0)	ND(5.0)	ND(25)	
	12/22/2009	ND(1.0)	ND(1.0)	ND(1.0)	ND(1.0)	BRL	ND(1.0)	ND(5.0)	ND(5.0)	ND(5.0)	ND(25)	
	03/23/2010	ND(1.0)	ND(1.0)	ND(1.0)	ND(1.0)	BRL	ND(1.0)	ND(5.0)	ND(5.0)	ND(5.0)	ND(25)	
	06/11/2010	ND(1.0)	ND(1.0)	ND(1.0)	ND(1.0)	BRL	ND(1.0)	ND(5.0)	ND(5.0)	ND(5.0)	ND(25)	
	09/14/2010	ND(1.0)	ND(1.0)	ND(1.0)	ND(1.0)	BRL	ND(1.0)	ND(5.0)	ND(5.0)	ND(5.0)	ND(25)	
	12/15/2010	ND(1.0)	ND(1.0)	ND(1.0)	ND(1.0)	BRL	ND(1.0)	ND(5.0)	ND(5.0)	ND(5.0)	ND(25)	
	03/17/2011	ND(1.0)	ND(1.0)	ND(1.0)	ND(1.0)	BRL	ND(1.0)	ND(5.0)	ND(5.0)	ND(5.0)	ND(25)	
06/16/2011	0.23 J	0.32 J	0.32 J	2	3 J	ND(1.0)	ND(5.0)	ND(5.0)	ND(5.0)	ND(25)		

TABLE 1

**Summary of Groundwater Analytical Results
Inactive Exxon Facility #28077
14528 Jarrettsville Pike
Phoenix, Maryland**

August 8, 2005 through January 22, 2019

Sample ID	Date	Benzene (µg/L)	Toluene (µg/L)	Ethyl- benzene (µg/L)	Total Xylenes (µg/L)	Total BTEX (µg/L)	MTBE (µg/L)	DIPE (µg/L)	ETBE (µg/L)	TAME (µg/L)	TBA (µg/L)	Comments
MW-42C(240)	08/23/2011	ND(1.0)	ND(1.0)	ND(1.0)	0.93 J	0.93 J	ND(1.0)	ND(5.0)	ND(5.0)	ND(5.0)	ND(25)	
	12/21/2011	ND(1.0)	ND(1.0)	ND(1.0)	0.31 J	0.31 J	ND(1.0)	ND(5.0)	ND(5.0)	ND(5.0)	ND(25)	
	03/14/2012	ND(1.0)	ND(1.0)	ND(1.0)	ND(1.0)	BRL	ND(1.0)	ND(5.0)	ND(5.0)	ND(5.0)	ND(25)	
	06/29/2012	ND(1.0)	ND(1.0)	ND(1.0)	ND(1.0)	BRL	ND(1.0)	ND(5.0)	ND(5.0)	ND(5.0)	ND(25)	
	09/14/2012	ND(1.0)	ND(1.0)	ND(1.0)	ND(1.0)	BRL	ND(1.0)	ND(5.0)	ND(5.0)	ND(5.0)	ND(25)	
	12/18/2012	ND(1.0)	ND(1.0)	ND(1.0)	ND(1.0)	BRL	ND(1.0)	ND(5.0)	ND(5.0)	ND(5.0)	ND(25)	
	03/14/2013	ND(1.0)	ND(1.0)	ND(1.0)	ND(1.0)	BRL	ND(1.0)	ND(5.0)	ND(5.0)	ND(5.0)	ND(25)	
	06/26/2013	ND(1.0)	ND(1.0)	ND(1.0)	ND(1.0)	BRL	ND(1.0)	ND(5.0)	ND(5.0)	ND(5.0)	ND(25)	
	09/24/2013	ND(1.0)	ND(1.0)	ND(1.0)	ND(1.0)	BRL	ND(1.0)	ND(5.0)	ND(5.0)	ND(5.0)	ND(25)	
	12/18/2013	ND(1.0)	ND(1.0)	ND(1.0)	ND(1.0)	BRL	ND(1.0)	ND(5.0)	ND(5.0)	ND(5.0)	ND(25)	
	03/20/2014	ND(0.50)	ND(1.0)	ND(0.50)	ND(1.0)	BRL	ND(1.0)	ND(2.0)	ND(5.0)	ND(5.0)	ND(25)	
	06/23/2014	ND(0.50)	ND(1.0)	ND(1.0)	ND(1.0)	BRL	ND(1.0)	ND(2.0)	ND(5.0)	ND(5.0)	ND(25)	
	09/17/2014	ND(0.50)	ND(1.0)	ND(1.0)	ND(1.0)	BRL	ND(1.0)	ND(2.0)	ND(2.0)	ND(2.0)	ND(10)	
	12/17/2014	ND(0.50)	ND(1.0)	ND(1.0)	ND(1.0)	BRL	ND(1.0)	ND(2.0)	ND(2.0)	ND(2.0)	ND(10)	
	03/18/2015	ND(1)	ND(1)	ND(1)	ND(1)	BRL	ND(1)	ND(1)	ND(1)	ND(1)	ND(5)	
	06/24/2015	ND(1)	ND(1)	ND(1)	ND(1)	BRL	ND(1)	ND(1)	ND(1)	ND(1)	ND(5)	
	09/24/2015	ND(1)	ND(1)	ND(1)	ND(1)	BRL	ND(1)	ND(1)	ND(1)	ND(1)	ND(20)	
	12/29/2015	ND(1)	ND(1)	ND(1)	ND(1)	BRL	ND(1)	ND(1)	ND(1)	ND(1)	ND(5)	
	03/29/2016	ND(1)	ND(1)	ND(1)	ND(1)	BRL	ND(1)	ND(1)	ND(1)	ND(1)	ND(5)	
	06/30/2016	ND(1)	ND(1)	ND(1)	ND(1)	BRL	ND(1)	ND(1)	ND(1)	ND(1)	ND(5)	
	10/05/2016	ND(1)	ND(1)	ND(1)	ND(1)	BRL	ND(1)	ND(1)	ND(1)	ND(1)	ND(20)	
	12/28/2016	ND(1)	ND(1)	ND(1)	ND(1)	BRL	ND(1)	ND(1)	ND(1)	ND(1)	ND(5)	
	03/30/2017	ND(1)	ND(1)	ND(1)	ND(1)	BRL	ND(1)	ND(1)	ND(1)	ND(1)	ND(5)	
06/30/2017	ND(1)	ND(1)	ND(1)	ND(1)	BRL	ND(1)	ND(1)	ND(1)	ND(1)	ND(5)		
10/03/2017	ND(1)	ND(1)	ND(1)	ND(1)	BRL	ND(1)	ND(1)	ND(1)	ND(1)	ND(20)		
12/26/2017	ND(1)	ND(1)	ND(1)	ND(1)	BRL	ND(1)	ND(1)	ND(1)	ND(1)	ND(20)		
03/01/2018	ND(1)	ND(1)	ND(1)	ND(1)	BRL	ND(1)	ND(1)	ND(1)	ND(1)	ND(5)		
08/22/2018	ND(1)	ND(1)	ND(1)	ND(5)	BRL	ND(1)	ND(1)	ND(1)	ND(1)	ND(25)		
MW-42C(327)	06/20/2008	ND(1.0)	ND(1.0)	ND(1.0)	ND(1.0)	BRL	ND(1.0)	ND(5.0)	ND(5.0)	ND(5.0)	ND(25)	
	09/11/2008	ND(1.0)	ND(1.0)	ND(1.0)	ND(1.0)	BRL	ND(1.0)	ND(5.0)	ND(5.0)	ND(5.0)	ND(25)	
	12/04/2008	ND(1.0)	ND(1.0)	ND(1.0)	ND(1.0)	BRL	ND(1.0)	ND(5.0)	ND(5.0)	ND(5.0)	ND(25)	
	06/25/2009	ND(1.0)	ND(1.0)	ND(1.0)	ND(1.0)	BRL	ND(1.0)	ND(5.0)	ND(5.0)	ND(5.0)	ND(25)	
	09/22/2009	ND(1.0)	ND(1.0)	ND(1.0)	ND(1.0)	BRL	ND(1.0)	ND(5.0)	ND(5.0)	ND(5.0)	ND(25)	
	12/22/2009	ND(1.0)	ND(1.0)	ND(1.0)	ND(1.0)	BRL	ND(1.0)	ND(5.0)	ND(5.0)	ND(5.0)	ND(25)	
	03/23/2010	ND(1.0)	ND(1.0)	ND(1.0)	ND(1.0)	BRL	ND(1.0)	ND(5.0)	ND(5.0)	ND(5.0)	ND(25)	

TABLE 1

**Summary of Groundwater Analytical Results
Inactive Exxon Facility #28077
14528 Jarrettsville Pike
Phoenix, Maryland**

August 8, 2005 through January 22, 2019

Sample ID	Date	Benzene (µg/L)	Toluene (µg/L)	Ethyl- benzene (µg/L)	Total Xylenes (µg/L)	Total BTEX (µg/L)	MTBE (µg/L)	DIPE (µg/L)	ETBE (µg/L)	TAME (µg/L)	TBA (µg/L)	Comments
MW-42C(327)	06/11/2010	ND(1.0)	ND(1.0)	ND(1.0)	ND(1.0)	BRL	ND(1.0)	ND(5.0)	ND(5.0)	ND(5.0)	ND(25)	
	09/14/2010	ND(1.0)	ND(1.0)	ND(1.0)	ND(1.0)	BRL	ND(1.0)	ND(5.0)	ND(5.0)	ND(5.0)	ND(25)	
	12/15/2010	ND(1.0)	ND(1.0)	ND(1.0)	ND(1.0)	BRL	ND(1.0)	ND(5.0)	ND(5.0)	ND(5.0)	ND(25)	
	03/17/2011	ND(1.0)	ND(1.0)	ND(1.0)	ND(1.0)	BRL	ND(1.0)	ND(5.0)	ND(5.0)	ND(5.0)	ND(25)	
	06/16/2011	ND(1.0)	0.29 J	0.3 J	1.9	2.5 J	ND(1.0)	ND(5.0)	ND(5.0)	ND(5.0)	ND(25)	
	08/23/2011	ND(1.0)	ND(1.0)	ND(1.0)	1.1	1.1	ND(1.0)	ND(5.0)	ND(5.0)	ND(5.0)	ND(25)	
	12/21/2011	ND(1.0)	ND(1.0)	ND(1.0)	0.42 J	0.42 J	ND(1.0)	ND(5.0)	ND(5.0)	ND(5.0)	ND(25)	
	03/14/2012	ND(1.0)	ND(1.0)	ND(1.0)	ND(1.0)	BRL	ND(1.0)	ND(5.0)	ND(5.0)	ND(5.0)	ND(25)	
	06/29/2012	ND(1.0)	ND(1.0)	ND(1.0)	ND(1.0)	BRL	ND(1.0)	ND(5.0)	ND(5.0)	ND(5.0)	ND(25)	
	09/14/2012	ND(1.0)	ND(1.0)	ND(1.0)	ND(1.0)	BRL	ND(1.0)	ND(5.0)	ND(5.0)	ND(5.0)	ND(25)	
	12/18/2012	ND(1.0)	ND(1.0)	ND(1.0)	ND(1.0)	BRL	ND(1.0)	ND(5.0)	ND(5.0)	ND(5.0)	ND(25)	
	03/14/2013	ND(1.0)	ND(1.0)	ND(1.0)	ND(1.0)	BRL	ND(1.0)	ND(5.0)	ND(5.0)	ND(5.0)	ND(25)	
	06/26/2013	ND(1.0)	ND(1.0)	ND(1.0)	ND(1.0)	BRL	ND(1.0)	ND(5.0)	ND(5.0)	ND(5.0)	ND(25)	
	09/24/2013	ND(1.0)	ND(1.0)	ND(1.0)	ND(1.0)	BRL	ND(1.0)	ND(5.0)	ND(5.0)	ND(5.0)	ND(25)	
	12/18/2013	ND(1.0)	ND(1.0)	ND(1.0)	ND(1.0)	BRL	ND(1.0)	ND(5.0)	ND(5.0)	ND(5.0)	ND(25)	
	03/20/2014	ND(0.50)	ND(1.0)	ND(0.50)	ND(1.0)	BRL	ND(1.0)	ND(2.0)	ND(5.0)	ND(5.0)	ND(25)	
	06/23/2014	ND(0.50)	ND(1.0)	ND(1.0)	ND(1.0)	BRL	ND(1.0)	ND(2.0)	ND(5.0)	ND(5.0)	ND(25)	
	09/17/2014	ND(0.50)	ND(1.0)	ND(1.0)	ND(1.0)	BRL	ND(1.0)	ND(2.0)	ND(2.0)	ND(2.0)	ND(10)	
	12/17/2014	ND(0.50)	ND(1.0)	ND(1.0)	ND(1.0)	BRL	ND(1.0)	ND(2.0)	ND(2.0)	ND(2.0)	ND(10)	
	03/18/2015	ND(1)	ND(1)	ND(1)	ND(1)	BRL	ND(1)	ND(1)	ND(1)	ND(1)	ND(5)	
	06/24/2015	ND(1)	ND(1)	ND(1)	ND(1)	BRL	ND(1)	ND(1)	ND(1)	ND(1)	ND(5)	
	09/24/2015	ND(1)	ND(1)	ND(1)	ND(1)	BRL	ND(1)	ND(1)	ND(1)	ND(1)	ND(20)	
	12/29/2015	ND(1)	ND(1)	ND(1)	ND(1)	BRL	ND(1)	ND(1)	ND(1)	ND(1)	ND(5)	
	03/29/2016	ND(1)	ND(1)	ND(1)	ND(1)	BRL	ND(1)	ND(1)	ND(1)	ND(1)	ND(5)	
	06/30/2016	ND(1)	ND(1)	ND(1)	ND(1)	BRL	ND(1)	ND(1)	ND(1)	ND(1)	ND(5)	
	10/05/2016	ND(1)	ND(1)	ND(1)	ND(1)	BRL	ND(1)	ND(1)	ND(1)	ND(1)	ND(20)	
12/28/2016	ND(1)	ND(1)	ND(1)	ND(1)	BRL	ND(1)	ND(1)	ND(1)	ND(1)	ND(5)		
03/30/2017	ND(1)	ND(1)	ND(1)	ND(1)	BRL	ND(1)	ND(1)	ND(1)	ND(1)	ND(5)		
06/30/2017	ND(1)	ND(1)	ND(1)	ND(1)	BRL	ND(1)	ND(1)	ND(1)	ND(1)	ND(5)		
10/03/2017	ND(1)	ND(1)	ND(1)	ND(1)	BRL	ND(1)	ND(1)	ND(1)	ND(1)	ND(20)		
12/26/2017	ND(1)	ND(1)	ND(1)	ND(1)	BRL	ND(1)	ND(1)	ND(1)	ND(1)	ND(20)		
03/01/2018	ND(1)	ND(1)	ND(1)	ND(1)	BRL	ND(1)	ND(1)	ND(1)	ND(1)	ND(5)		
08/22/2018	ND(1)	ND(1)	ND(1)	ND(5)	BRL	ND(1)	ND(1)	ND(1)	ND(1)	ND(25)		
MW-54	03/09/2006	ND(1.0)	9.7	ND(1.0)	ND(1.0)	9.7	ND(1.0)	ND(5.0)	ND(5.0)	ND(5.0)	ND(25)	
	03/13/2006	ND(1.0)	4.2	ND(1.0)	ND(1.0)	4.2	ND(1.0)	ND(5.0)	ND(5.0)	ND(5.0)	ND(25)	

TABLE 1

**Summary of Groundwater Analytical Results
Inactive Exxon Facility #28077
14528 Jarrettsville Pike
Phoenix, Maryland**

August 8, 2005 through January 22, 2019

Sample ID	Date	Benzene (µg/L)	Toluene (µg/L)	Ethyl- benzene (µg/L)	Total Xylenes (µg/L)	Total BTEX (µg/L)	MTBE (µg/L)	DIPE (µg/L)	ETBE (µg/L)	TAME (µg/L)	TBA (µg/L)	Comments
MW-54	03/17/2006	ND(5.0)	5.2	ND(5.0)	ND(5.0)	5.2	ND(5.0)	ND(25)	ND(25)	ND(25)	ND(130)	
	03/22/2006	0.45 J	3.9	0.3 J	1.1	5.8 J	0.78 J	ND(5.0)	ND(5.0)	ND(5.0)	ND(25)	
	03/28/2006	ND(1.0)	3.1	ND(1.0)	ND(1.0)	3.1	0.68 J	ND(5.0)	ND(5.0)	ND(5.0)	ND(25)	
	04/05/2006	ND(1.0)	2.4	ND(1.0)	0.36 J	2.8 J	1.5	ND(5.0)	ND(5.0)	0.52 J	ND(25)	
	04/11/2006	ND(1.0)	0.38 J	ND(1.0)	ND(1.0)	0.38 J	ND(1.0)	ND(5.0)	ND(5.0)	ND(5.0)	ND(25)	
	04/18/2006	ND(1.0)	0.36 J	ND(1.0)	ND(1.0)	0.36 J	1	ND(5.0)	ND(5.0)	ND(5.0)	ND(25)	
	05/19/2006	ND(1.0)	ND(1.0)	ND(1.0)	ND(1.0)	BRL	1.5	ND(5.0)	ND(5.0)	ND(5.0)	ND(25)	
	06/16/2006	ND(1.0)	ND(1.0)	ND(1.0)	ND(1.0)	BRL	ND(1.0)	ND(5.0)	ND(5.0)	ND(5.0)	ND(25)	
	07/14/2006	ND(1.0)	ND(1.0)	ND(1.0)	ND(1.0)	BRL	0.71 J	NA	NA	NA	ND(25)	
	08/21/2006	ND(1.0)	ND(1.0)	ND(1.0)	ND(1.0)	BRL	0.82 J	NA	NA	NA	ND(25)	
	11/14/2006	ND(1.0)	ND(1.0)	ND(1.0)	ND(1.0)	BRL	0.96 J	NA	NA	NA	ND(25)	
	02/21/2007	ND(1.0)	ND(1.0)	ND(1.0)	ND(1.0)	BRL	0.84 J	ND(5.0)	ND(5.0)	ND(5.0)	ND(25)	
	05/11/2007	ND(1.0)	ND(1.0)	ND(1.0)	ND(1.0)	BRL	42.7	ND(5.0)	0.8 J	0.95 J	ND(25)	
	08/22/2007	ND(1.0)	ND(1.0)	ND(1.0)	ND(1.0)	BRL	1	ND(5.0)	ND(5.0)	ND(5.0)	ND(25)	
	08/28/2007	ND(1.0)	ND(1.0)	ND(1.0)	ND(1.0)	BRL	0.55 J	ND(5.0)	ND(5.0)	ND(5.0)	ND(25)	
	09/14/2007	ND(1.0)	ND(1.0)	ND(1.0)	ND(1.0)	BRL	0.84 J	ND(5.0)	ND(5.0)	ND(5.0)	ND(25)	
	09/25/2007	ND(1.0)	ND(1.0)	ND(1.0)	ND(1.0)	BRL	ND(1.0)	ND(5.0)	ND(5.0)	ND(5.0)	ND(25)	
	10/16/2007	ND(1.0)	ND(1.0)	ND(1.0)	ND(1.0)	BRL	ND(1.0)	ND(5.0)	ND(5.0)	ND(5.0)	ND(25)	
	10/23/2007	ND(1.0)	ND(1.0)	ND(1.0)	ND(1.0)	BRL	ND(1.0)	ND(5.0)	ND(5.0)	ND(5.0)	ND(25)	
	11/02/2007	ND(1.0)	ND(1.0)	ND(1.0)	ND(1.0)	BRL	2.5	ND(5.0)	ND(5.0)	ND(5.0)	ND(25)	
	11/19/2007	ND(1.0)	ND(1.0)	ND(1.0)	ND(1.0)	BRL	1.8	ND(5.0)	ND(5.0)	ND(5.0)	ND(25)	
	12/12/2007	ND(1.0)	ND(1.0)	ND(1.0)	ND(1.0)	BRL	4.8	ND(5.0)	ND(5.0)	ND(5.0)	ND(25)	
	12/18/2007	ND(1.0)	ND(1.0)	ND(1.0)	ND(1.0)	BRL	6.3	ND(5.0)	ND(5.0)	ND(5.0)	ND(25)	
	01/02/2008	ND(1.0)	ND(1.0)	ND(1.0)	ND(1.0)	BRL	5.2	ND(5.0)	ND(5.0)	ND(5.0)	ND(25)	
	01/10/2008	ND(1.0)	ND(1.0)	ND(1.0)	ND(1.0)	BRL	12.9	ND(5.0)	ND(5.0)	ND(5.0)	ND(25)	
	02/20/2008	ND(1.0)	ND(1.0)	ND(1.0)	ND(1.0)	BRL	20.9	ND(5.0)	0.56 J	ND(5.0)	ND(25)	
	03/14/2008	ND(1.0)	ND(1.0)	ND(1.0)	ND(1.0)	BRL	25.2	ND(5.0)	0.51 J	0.33 J	ND(25)	
	04/23/2008	ND(1.0)	ND(1.0)	ND(1.0)	ND(1.0)	BRL	8.5	ND(5.0)	ND(5.0)	ND(5.0)	ND(25)	
	05/20/2008	ND(1.0)	ND(1.0)	ND(1.0)	ND(1.0)	BRL	6.5	ND(5.0)	ND(5.0)	ND(5.0)	ND(25)	
	08/21/2008	ND(1.0)	ND(1.0)	ND(1.0)	ND(1.0)	BRL	196	4.4 J	8.4	3.5 J	ND(25)	
11/06/2008	ND(1.0)	ND(1.0)	ND(1.0)	ND(1.0)	BRL	90.8	4.4 J	6.8	ND(5.0)	ND(25)		
12/12/2008	ND(1.0)	ND(1.0)	ND(1.0)	ND(1.0)	BRL	42.1	4 J	5.3	ND(5.0)	ND(25)		
01/29/2009	ND(1.0)	ND(1.0)	ND(1.0)	ND(1.0)	BRL	28.4	2.8 J	3.9 J	ND(5.0)	ND(25)		
02/23/2009	ND(1.0)	ND(1.0)	ND(1.0)	ND(1.0)	BRL	101	3.1 J	5	1.6 J	ND(25)		
03/09/2009	ND(1.0)	ND(1.0)	ND(1.0)	ND(1.0)	BRL	168	3.4 J	7.2	4.2 J	ND(25)		

TABLE 1

**Summary of Groundwater Analytical Results
Inactive Exxon Facility #28077
14528 Jarrettsville Pike
Phoenix, Maryland**

August 8, 2005 through January 22, 2019

Sample ID	Date	Benzene (µg/L)	Toluene (µg/L)	Ethyl- benzene (µg/L)	Total Xylenes (µg/L)	Total BTEX (µg/L)	MTBE (µg/L)	DIPE (µg/L)	ETBE (µg/L)	TAME (µg/L)	TBA (µg/L)	Comments
MW-54	04/20/2009	ND(1.0)	ND(1.0)	ND(1.0)	ND(1.0)	BRL	129	3.4 J	6.5	1.8 J	ND(25)	
	05/20/2009	ND(1.0)	ND(1.0)	ND(1.0)	ND(1.0)	BRL	24	1.4 J	2.2 J	ND(5.0)	ND(25)	
	06/11/2009	ND(1.0)	ND(1.0)	ND(1.0)	ND(1.0)	BRL	352	3.3 J	9.1	6.1	10.4 J	
	07/27/2009	ND(1.0)	ND(1.0)	ND(1.0)	ND(1.0)	BRL	233	4.7 J	12.4	3.8 J	ND(25)	
	08/25/2009	ND(1.0)	ND(1.0)	ND(1.0)	ND(1.0)	BRL	355	2.8 J	10.6	6.3	ND(25)	
	09/16/2009	ND(1.0)	ND(1.0)	ND(1.0)	ND(1.0)	BRL	188	3 J	9.5	2.9 J	ND(25)	
	10/19/2009	ND(1.0)	ND(1.0)	ND(1.0)	ND(1.0)	BRL	375	2.4 J	8.7	6.1	ND(25)	
	11/23/2009	ND(1.0)	ND(1.0)	ND(1.0)	ND(1.0)	BRL	207	3.9 J	13.1	2.5 J	ND(25)	
	12/22/2009	5.9	1.3	ND(1.0)	2.4	9.6	1520	11.1	43.3	31.4	ND(25)	
	01/26/2010	48.6	11.8	ND(1.0)	26.3	86.7	3060	13	53.8	106	48.2	
	02/23/2010	0.26 J	ND(1.0)	ND(1.0)	ND(1.0)	0.26 J	24.8	ND(5.0)	0.29 J	ND(5.0)	ND(25)	
	03/16/2010	2.7	ND(1.0)	ND(1.0)	5.8	8.5	254	2.6 J	8.1	6.4	ND(25)	
	04/21/2010	1.3	ND(1.0)	ND(1.0)	2.1	3.4	155	4.2 J	11.9	2.6 J	ND(25)	
	05/26/2010	0.79 J	ND(1.0)	0.52 J	3.3	4.6 J	238	2.7 J	7.5	6.2	ND(25)	
	06/10/2010	479	579	ND(250)	443	1501	56600	121 J	581 J	1750	ND(6300)	
	06/22/2010	629	510	ND(100)	332	1471	84200	216 J	780	2030	9500	
	06/29/2010	289	200	ND(100)	145	634	42700	119 J	461 J	1310	ND(2500)	
	07/06/2010	339	530	ND(200)	96.6 J	966 J	55700	102 J	429 J	1290	ND(5000)	
	07/13/2010	428	504	ND(100)	161	1093	47100	118 J	532	1680	ND(2500)	
	07/20/2010	492	669	ND(100)	162	1323	48700	104 J	510	1710	ND(2500)	
	07/27/2010	621	864	ND(100)	201	1686	63800	136 J	595	2040	ND(2500)	
	08/03/2010	179	134	ND(25)	60.9	374	32700	132	373	1040	ND(630)	
	08/10/2010	ND(20)	24.1	ND(20)	16.2 J	40.3 J	16900	ND(100)	183	501	ND(500)	
	08/17/2010	ND(20)	11.3 J	ND(20)	10 J	21 J	6950	18.6 J	81.9 J	248	ND(500)	
	08/24/2010	3.2 J	9.5	ND(5.0)	7.8	20.5 J	4850	20.9 J	73.5	164	120 J	
	08/31/2010	ND(5.0)	3.8 J	ND(5.0)	2.5 J	6.3 J	1130	5.8 J	21.5 J	30.8	ND(130)	
	09/07/2010	0.77 J	2.4	ND(1.0)	1.6	4.8 J	327	4.3 J	15.6	7	ND(25)	
	09/14/2010	ND(10)	3.6 J	ND(10)	5.8 J	9.4 J	3110	10.9 J	43 J	107	140 J	
	09/28/2010	0.55 J	2.8	0.35 J	5	9 J	588	4.7 J	18.8	12.3	ND(25)	
	10/05/2010	322	366	ND(200)	ND(200)	688	38200	ND(1000)	398 J	1520	ND(5000)	
	10/12/2010	4.1	15.2	0.51 J	7.8	27.6 J	8220	27.1	109	290	428	
	10/18/2010	ND(20)	6.4 J	ND(20)	ND(20)	6.4 J	9830	28.6 J	120	360	ND(500)	
	10/26/2010	0.71 J	2.2	ND(2)	1.9 J	4.8 J	651	5.6 J	23.4	7.8 J	ND(50)	
	11/01/2010	0.4 J	1.4	ND(1.0)	1.3	3.1 J	401	5.7	22.1	4 J	ND(25)	
	11/09/2010	0.25 J	0.91 J	ND(1.0)	0.83 J	1.99 J	260	5.5	21.6	1.4 J	ND(25)	

TABLE 1

**Summary of Groundwater Analytical Results
Inactive Exxon Facility #28077
14528 Jarrettsville Pike
Phoenix, Maryland**

August 8, 2005 through January 22, 2019

Sample ID	Date	Benzene (µg/L)	Toluene (µg/L)	Ethyl- benzene (µg/L)	Total Xylenes (µg/L)	Total BTEX (µg/L)	MTBE (µg/L)	DIPE (µg/L)	ETBE (µg/L)	TAME (µg/L)	TBA (µg/L)	Comments
MW-54	11/16/2010	0.25 J	0.94 J	ND(1.0)	1	2 J	158	6.5	22.3	ND(5.0)	ND(25)	
	11/23/2010	ND(1.0)	0.62 J	ND(1.0)	0.71 J	1.33 J	122	6	22.1	ND(5.0)	ND(25)	
	11/30/2010	ND(1.0)	0.43 J	ND(1.0)	0.3 J	0.7 J	78.4	6.9	23.5	0.60 J	ND(25)	
	12/07/2010	12.6	20.5	ND(10)	ND(10)	33.1	1330	8.8 J	35.2 J	29.1 J	ND(250)	
	12/14/2010	ND(1.0)	ND(1.0)	ND(1.0)	ND(1.0)	BRL	52.1	5	17.5	ND(5.0)	ND(25)	
	12/20/2010	ND(1.0)	ND(1.0)	ND(1.0)	ND(1.0)	BRL	81	4.9 J	18.1	1.2 J	ND(25)	
	12/28/2010	ND(1.0)	ND(1.0)	ND(1.0)	ND(1.0)	BRL	49.6	7	22.3	ND(5.0)	ND(25)	
	01/04/2011	ND(1.0)	ND(1.0)	ND(1.0)	ND(1.0)	BRL	25.6	6.3	18.8	ND(5.0)	ND(25)	
	01/11/2011	ND(1.0)	ND(1.0)	ND(1.0)	ND(1.0)	BRL	2.7	0.61 J	1.8 J	ND(5.0)	ND(25)	
	01/17/2011	ND(1.0)	ND(1.0)	ND(1.0)	ND(1.0)	BRL	23.2	5.2	15.4	ND(5.0)	ND(25)	
	01/24/2011	ND(1.0)	ND(1.0)	ND(1.0)	ND(1.0)	BRL	19.3	4.6 J	13.1	ND(5.0)	ND(25)	
	01/31/2011	ND(1.0)	ND(1.0)	ND(1.0)	ND(1.0)	BRL	39.4	4.9 J	14.9	ND(5.0)	ND(25)	
	02/07/2011	555	729	ND(200)	352	1636	47900	ND(1000)	491 J	2190	ND(5000)	
	02/15/2011	305	278	ND(50)	183	766	26300	71.5 J	277	1360	ND(1300)	
	02/21/2011	890	1320	ND(100)	619	2829	70900	197 J	846	3790	ND(2500)	
	03/01/2011	189	123	ND(50)	92.2	404	38900	91.2 J	375	1670	ND(1300)	
	03/07/2011	80.2	56.5	ND(50)	19.3 J	156.0 J	17300	49.9 J	189 J	789	ND(1300)	
	03/22/2011	27.3 J	29.6 J	ND(50)	ND(50)	56.9 J	16300	38.2 J	169 J	750	4550	
	03/29/2011	77.1	71.6	ND(50)	ND(50)	148.7	19000	53.1 J	209 J	930	ND(1300)	
	04/05/2011	24.4 J	20.9 J	ND(50)	ND(50)	45.3 J	20800	45.9 J	204 J	893	ND(1300)	
	04/12/2011	ND(50)	ND(50)	ND(50)	18.8 J	18.8 J	17800	41.1 J	180 J	843	3970	
	04/19/2011	43.2 J	118	ND(50)	ND(50)	161 J	32100	75.7 J	375	1640	ND(1300)	
	04/26/2011	ND(20)	ND(20)	ND(20)	ND(20)	BRL	14700	41.9 J	170	697	428 J	
	05/03/2011	ND(20)	ND(20)	ND(20)	ND(20)	BRL	16300	51.6 J	219	988	1220	
	05/10/2011	ND(50)	ND(50)	ND(50)	ND(50)	BRL	18900	49.3 J	216 J	992	546 J	
	05/17/2011	13.1 J	ND(25)	ND(25)	ND(25)	13.1 J	21600	44.9 J	200	1040	401 J	
	05/24/2011	31.7	25.9	ND(25)	ND(25)	57.6	9740	23.4 J	108 J	495	1650	
	05/31/2011	79.2	87.9	ND(50)	ND(50)	167.1	19900	51.3 J	197 J	955	ND(1300)	
	06/07/2011	ND(50)	24.3 J	ND(50)	ND(50)	24.3 J	26000	74.9 J	290	1230	9140	
	06/14/2011	6.1 J	ND(25)	ND(25)	ND(25)	6.1 J	20300	56 J	246	1300	ND(630)	
	06/21/2011	ND(25)	ND(25)	ND(25)	ND(25)	BRL	16000	35.5 J	176	971	ND(630)	
	06/28/2011	7.7 J	ND(25)	ND(25)	ND(25)	7.7 J	11300	26.9 J	114 J	620	150 J	
07/05/2011	ND(5.0)	ND(5.0)	ND(5.0)	ND(5.0)	BRL	7910	20.3 J	92	456	340		
07/12/2011	39.1	26.8	ND(20)	ND(20)	65.9	8930	27.7 J	111	483	1280		
07/19/2011	7.8 J	5.2 J	ND(10)	ND(10)	13.0 J	16800	46.2 J	205	981	568		

TABLE 1

**Summary of Groundwater Analytical Results
Inactive Exxon Facility #28077
14528 Jarrettsville Pike
Phoenix, Maryland**

August 8, 2005 through January 22, 2019

Sample ID	Date	Benzene (µg/L)	Toluene (µg/L)	Ethyl- benzene (µg/L)	Total Xylenes (µg/L)	Total BTEX (µg/L)	MTBE (µg/L)	DIPE (µg/L)	ETBE (µg/L)	TAME (µg/L)	TBA (µg/L)	Comments
MW-54	07/26/2011	1.2	0.55	ND(0.5)	0.075 J	1.8 J	13600	38.5	158	744	241	
	08/08/2011	43.4	22.6 J	ND(25)	ND(25)	66.0 J	14600	38.1 J	165	798	354 J	
	08/16/2011	ND(10)	ND(10)	ND(10)	ND(10)	BRL	9410	23.3 J	106	529	ND(250)	
	08/23/2011	ND(10)	ND(10)	ND(10)	ND(10)	BRL	9510	28.6 J	120	578	ND(250)	
	08/30/2011	71.8	82.6	ND(20)	30.9	185.3	12000	34.4 J	152	779	ND(500)	
	09/06/2011	114	81	ND(20)	25.1	220	33000	73.7 J	316	1640	329 J	
	09/13/2011	192	203	ND(50)	65.3	460	26500	90.6 J	382	1870	ND(1300)	
	09/20/2011	227	371	14.8 J	97.3	710 J	32000	69.3 J	359	2000	ND(1300)	
	09/27/2011	240	390	35.6 J	165	831 J	32400	72.8 J	345 J	2170	ND(2500)	
	10/04/2011	198	372	17.7 J	110	698 J	28700	85.1 J	371	1870	ND(1300)	
	10/10/2011	87	116	ND(50)	ND(50)	203	23700	53.3 J	275	1640	671 J	
	10/17/2011	54.5	76.4	ND(50)	17.2 J	148.1 J	15700	30.4 J	168 J	1040	ND(1300)	
	10/24/2011	11 J	8.5 J	ND(25)	ND(25)	20 J	7970	26.5 J	121 J	640	ND(630)	
	11/01/2011	18.9 J	27.1	ND(20)	ND(20)	46.0 J	10300	25.9 J	115	538	ND(500)	
	11/08/2011	0.44 J	0.44 J	ND(1.0)	0.94 J	1.82 J	432	2.5 J	8.5	39.7	ND(25)	
	11/14/2011	ND(1.0)	ND(1.0)	ND(1.0)	ND(1.0)	BRL	180	1.7 J	4.8 J	14.1	ND(25)	
	11/21/2011	ND(25)	ND(25)	ND(25)	ND(25)	BRL	11100	47.9 J	186	890	ND(630)	
	11/29/2011	ND(1.0)	ND(1.0)	ND(1.0)	ND(1.0)	BRL	646	3.6 J	12.5	49.3	ND(25)	
	12/06/2011	ND(1.0)	ND(1.0)	ND(1.0)	ND(1.0)	BRL	29.2	0.92 J	2 J	1.6 J	ND(25)	
	12/13/2011	ND(10)	ND(10)	ND(10)	ND(10)	BRL	2150	9.5 J	38 J	171	275	
	12/20/2011	ND(1.0)	ND(1.0)	ND(1.0)	ND(1.0)	BRL	149	2.7 J	6.7	6	ND(25)	
	12/27/2011	ND(10)	ND(10)	ND(10)	ND(10)	BRL	9000	32 J	141	745	623	
	01/03/2012	ND(10)	ND(10)	ND(10)	ND(10)	BRL	6290	32.5 J	132	643	112 J	
	01/09/2012	ND(5.0)	ND(5.0)	ND(5.0)	ND(5.0)	BRL	4130	19.4 J	81.6	430	80.3 J	
	01/17/2012	7.2 J	3.1 J	ND(10)	ND(10)	10.3 J	9680	39.4 J	170	920	97.7 J	
	01/24/2012	62.4	57.2	ND(20)	5.5 J	125.1 J	13000	59.1 J	255	1490	ND(500)	
	01/30/2012	ND(50)	ND(50)	ND(50)	ND(50)	BRL	9860	44.4 J	197 J	1060	ND(1300)	
	02/07/2012	ND(10)	ND(10)	ND(10)	ND(10)	BRL	3930	21.2 J	83.6	442	ND(250)	
	02/13/2012	ND(1.0)	ND(1.0)	ND(1.0)	ND(1.0)	BRL	139	1.4 J	4.8 J	10.4	ND(25)	
	02/21/2012	ND(1.0)	ND(1.0)	ND(1.0)	ND(1.0)	BRL	11.9	ND(5.0)	ND(5.0)	ND(5.0)	ND(25)	
	02/28/2012	ND(1.0)	ND(1.0)	ND(1.0)	ND(1.0)	BRL	5.6	ND(5.0)	0.59 J	0.60 J	ND(25)	
	03/06/2012	ND(1.0)	ND(1.0)	ND(1.0)	ND(1.0)	BRL	8.3	ND(5.0)	0.58 J	0.66 J	ND(25)	
	03/13/2012	ND(1.0)	ND(1.0)	ND(1.0)	ND(1.0)	BRL	4.2	ND(5.0)	0.37 J	0.37 J	ND(25)	
	03/20/2012	ND(1.0)	ND(1.0)	ND(1.0)	ND(1.0)	BRL	4.3	ND(5.0)	0.42 J	0.53 J	ND(25)	
	03/27/2012	ND(1.0)	ND(1.0)	ND(1.0)	ND(1.0)	BRL	3.1	ND(5.0)	0.28 J	ND(5.0)	ND(25)	

TABLE 1

**Summary of Groundwater Analytical Results
Inactive Exxon Facility #28077
14528 Jarrettsville Pike
Phoenix, Maryland**

August 8, 2005 through January 22, 2019

Sample ID	Date	Benzene (µg/L)	Toluene (µg/L)	Ethyl- benzene (µg/L)	Total Xylenes (µg/L)	Total BTEX (µg/L)	MTBE (µg/L)	DIPE (µg/L)	ETBE (µg/L)	TAME (µg/L)	TBA (µg/L)	Comments
MW-54	04/03/2012	ND(1.0)	ND(1.0)	ND(1.0)	ND(1.0)	BRL	1.9	ND(5.0)	0.24 J	ND(5.0)	ND(25)	
	04/10/2012	ND(1.0)	ND(1.0)	ND(1.0)	ND(1.0)	BRL	2.4	ND(5.0)	0.33 J	ND(5.0)	ND(25)	
	04/17/2012	ND(1.0)	ND(1.0)	ND(1.0)	ND(1.0)	BRL	1.1	ND(5.0)	ND(5.0)	ND(5.0)	ND(25)	
	04/24/2012	ND(1.0)	ND(1.0)	ND(1.0)	ND(1.0)	BRL	1.1	ND(5.0)	0.26 J	ND(5.0)	ND(25)	
	05/01/2012	ND(1.0)	ND(1.0)	ND(1.0)	ND(1.0)	BRL	1.3	ND(5.0)	ND(5.0)	ND(5.0)	ND(25)	
	05/08/2012	ND(1.0)	ND(1.0)	ND(1.0)	ND(1.0)	BRL	7.5	ND(5.0)	0.63 J	0.37 J	ND(25)	
	05/15/2012	ND(10)	ND(10)	ND(10)	ND(10)	BRL	4140	30.5 J	98.1	494	ND(250)	
	05/22/2012	2.2	1	ND(1.0)	0.88 J	4 J	716	6.6	23.1	124	390	
	05/29/2012	NS	NS	NS	NS	NS	NS	NS	NS	NS	NS	Dry
	06/05/2012	NS	NS	NS	NS	NS	NS	NS	NS	NS	NS	Dry
	06/12/2012	NS	NS	NS	NS	NS	NS	NS	NS	NS	NS	Dry
	06/19/2012	NS	NS	NS	NS	NS	NS	NS	NS	NS	NS	Dry
	06/25/2012	NS	NS	NS	NS	NS	NS	NS	NS	NS	NS	Dry 5/29/2012 through 10/9/2012
	10/16/2012	6.2 J	6.8 J	ND(10)	7.7 J	20.7 J	1890	10.6 J	44.9 J	171	ND(250)	
	10/22/2012	4.6 J	3.5 J	ND(5.0)	4 J	12 J	1860	7.5 J	31.9	176	72 J	
	10/31/2012	0.8	ND(1.0)	ND(1.0)	2.7	3.5	1620	7.9	34.7	137	142	
	11/06/2012	ND(10)	2.4 J	ND(10)	5.1 J	7.5 J	1300	7.4 J	30.4 J	117	ND(250)	
	11/12/2012	0.38 J	0.29 J	ND(1.0)	0.52 J	1.19 J	1210	6.2	28.1	129	64.9	
	11/19/2012	1.1	1.4	ND(1.0)	2.1	4.6	1490	7.2	27.6	111	68.7	
	11/26/2012	ND(10)	ND(10)	ND(10)	ND(10)	BRL	1240	6.9 J	28.2 J	107	ND(250)	
	12/04/2012	2.7 J	ND(10)	ND(10)	ND(10)	2.7 J	1260	6.3 J	26.1 J	101	ND(250)	
	12/11/2012	3.8 J	ND(10)	ND(10)	ND(10)	3.8 J	1330	7.5 J	28.8 J	110	63.6 J	
	12/17/2012	2.1	2.2	ND(2)	2.5	6.8	1340	6.1 J	26	101	176	
	12/27/2012	2.6 J	ND(10)	ND(10)	ND(10)	2.6 J	1550	5.5 J	26.7 J	105	321	
	01/03/2013	6.5 J	5.3 J	ND(10)	ND(10)	11.8 J	2120	9.3 J	38.8 J	139	253	
	01/07/2013	0.3 J	0.53 J	ND(1.0)	0.59 J	1.4 J	535	2.4 J	10.9	42.7	12.4 J	
	01/14/2013	ND(1.0)	ND(1.0)	ND(1.0)	ND(1.0)	BRL	22.5	0.36 J	1 J	ND(5.0)	ND(25)	
	01/21/2013	0.49 J	1	ND(1.0)	0.85 J	2 J	415	2.7 J	9.9	30.2	ND(25)	
	01/28/2013	ND(1.0)	ND(1.0)	ND(1.0)	ND(1.0)	BRL	0.29 J	ND(5.0)	ND(5.0)	ND(5.0)	ND(25)	
	02/04/2013	ND(1.0)	ND(1.0)	ND(1.0)	ND(1.0)	BRL	0.85 J	ND(5.0)	ND(5.0)	ND(5.0)	ND(25)	
	02/11/2013	ND(1.0)	ND(1.0)	ND(1.0)	ND(1.0)	BRL	0.7 J	ND(5.0)	ND(5.0)	ND(5.0)	ND(25)	
	02/19/2013	ND(1.0)	ND(1.0)	ND(1.0)	ND(1.0)	BRL	1.3	ND(5.0)	ND(5.0)	ND(5.0)	ND(25)	
	02/25/2013	ND(1.0)	ND(1.0)	ND(1.0)	ND(1.0)	BRL	0.81 J	ND(5.0)	ND(5.0)	ND(5.0)	ND(25)	
03/04/2013	ND(1.0)	ND(1.0)	ND(1.0)	ND(1.0)	BRL	0.94 J	ND(5.0)	ND(5.0)	ND(5.0)	ND(25)		
03/12/2013	1.3	ND(1.0)	ND(1.0)	0.27 J	1.6 J	343	2.3 J	8	26.6	ND(25)		

TABLE 1

**Summary of Groundwater Analytical Results
Inactive Exxon Facility #28077
14528 Jarrettsville Pike
Phoenix, Maryland**

August 8, 2005 through January 22, 2019

Sample ID	Date	Benzene (µg/L)	Toluene (µg/L)	Ethyl- benzene (µg/L)	Total Xylenes (µg/L)	Total BTEX (µg/L)	MTBE (µg/L)	DIPE (µg/L)	ETBE (µg/L)	TAME (µg/L)	TBA (µg/L)	Comments
MW-54	03/18/2013	ND(1.0)	ND(1.0)	ND(1.0)	ND(1.0)	BRL	52.9	0.41 J	1.2 J	3.7 J	ND(25)	
	03/26/2013	ND(1.0)	ND(1.0)	ND(1.0)	ND(1.0)	BRL	11.4	ND(5.0)	0.3 J	0.59 J	ND(25)	
	04/01/2013	ND(1.0)	ND(1.0)	ND(1.0)	ND(1.0)	BRL	19.6	0.62 J	1.1 J	2.4 J	ND(25)	
	04/08/2013	ND(1.0)	ND(1.0)	ND(1.0)	ND(1.0)	BRL	16.8	0.32 J	0.73 J	1.2 J	ND(25)	
	04/15/2013	ND(1.0)	ND(1.0)	ND(1.0)	ND(1.0)	BRL	ND(1.0)	ND(5.0)	ND(5.0)	ND(5.0)	ND(25)	
	04/22/2013	ND(1.0)	ND(1.0)	ND(1.0)	ND(1.0)	BRL	0.23 J	ND(5.0)	ND(5.0)	ND(5.0)	ND(25)	
	04/29/2013	ND(1.0)	ND(1.0)	ND(1.0)	ND(1.0)	BRL	27.1	0.38 J	0.93 J	2.4 J	ND(25)	
	05/06/2013	ND(1.0)	ND(1.0)	ND(1.0)	ND(1.0)	BRL	0.58 J	ND(5.0)	ND(5.0)	ND(5.0)	ND(25)	
	05/13/2013	ND(1.0)	ND(1.0)	ND(1.0)	ND(1.0)	BRL	0.76 J	ND(5.0)	ND(5.0)	ND(5.0)	ND(25)	
	05/20/2013	ND(1.0)	ND(1.0)	ND(1.0)	ND(1.0)	BRL	0.29 J	ND(5.0)	ND(5.0)	ND(5.0)	ND(25)	
	05/28/2013	ND(1.0)	ND(1.0)	ND(1.0)	ND(1.0)	BRL	16.9	ND(5.0)	0.48 J	1.4 J	ND(25)	
	06/03/2013	ND(1.0)	ND(1.0)	ND(1.0)	ND(1.0)	BRL	5.6	ND(5.0)	ND(5.0)	ND(5.0)	ND(25)	
	06/10/2013	0.32 J	ND(1.0)	ND(1.0)	ND(1.0)	0.32 J	90.7	0.75 J	2.2 J	7.9	ND(25)	
	06/17/2013	ND(1.0)	ND(1.0)	ND(1.0)	ND(1.0)	BRL	8	ND(5.0)	ND(5.0)	ND(5.0)	ND(25)	
	06/24/2013	ND(1.0)	ND(1.0)	ND(1.0)	ND(1.0)	BRL	5.6	ND(5.0)	ND(5.0)	ND(5.0)	ND(25)	
	07/01/2013	ND(1.0)	0.24 J	ND(1.0)	ND(1.0)	0.24 J	2.6	ND(5.0)	ND(5.0)	ND(5.0)	ND(25)	
	07/08/2013	ND(1.0)	ND(1.0)	ND(1.0)	ND(1.0)	BRL	3.2	ND(5.0)	ND(5.0)	ND(5.0)	ND(25)	
	07/15/2013	ND(1.0)	ND(1.0)	ND(1.0)	ND(1.0)	BRL	15	ND(5.0)	0.36 J	0.97 J	ND(25)	
	07/22/2013	ND(1.0)	ND(1.0)	ND(1.0)	ND(1.0)	BRL	39.7	0.38 J	0.86 J	3.5 J	ND(25)	
	07/29/2013	ND(1.0)	ND(1.0)	ND(1.0)	ND(1.0)	BRL	10.6	ND(5.0)	0.27 J	0.78 J	ND(25)	
	08/05/2013	0.84 J	ND(1.0)	ND(1.0)	ND(1.0)	0.84 J	157	1.1 J	3.6 J	14.7	12.9 J	
	08/12/2013	0.42 J	ND(1.0)	ND(1.0)	ND(1.0)	0.42 J	107	0.84 J	2.3 J	8.5	8.1 J	
	08/19/2013	ND(1.0)	ND(1.0)	ND(1.0)	ND(1.0)	BRL	32.1	0.31 J	0.72 J	2.2 J	ND(25)	
	08/26/2013	0.67 J	ND(1.0)	ND(1.0)	ND(1.0)	0.67 J	140	1 J	2.9 J	10.4	11.2 J	
	09/03/2013	0.93 J	ND(1.0)	ND(1.0)	ND(1.0)	0.93 J	180	1.4 J	4.1 J	13.8	15.6 J	
	09/09/2013	ND(1.0)	ND(1.0)	ND(1.0)	ND(1.0)	BRL	39.2	0.44 J	1.1 J	2.8 J	ND(25)	
	09/16/2013	0.5 J	ND(1.0)	ND(1.0)	ND(1.0)	0.5 J	169	1.2 J	4 J	15.9	13.5 J	
	09/23/2013	0.29 J	ND(1.0)	ND(1.0)	ND(1.0)	0.29 J	95.1	0.78 J	2.3 J	8.7	7.7 J	
	10/01/2013	0.38 J	ND(1.0)	ND(1.0)	ND(1.0)	0.38 J	96.4	0.78 J	2.4 J	8.5	7.3 J	
	10/07/2013	0.84 J	ND(1.0)	ND(1.0)	ND(1.0)	0.84 J	144	1.3 J	4 J	14.8	15 J	
10/14/2013	0.49 J	ND(1.0)	ND(1.0)	ND(1.0)	0.49 J	109	0.65 J	2.1 J	9.5	ND(25)		
10/21/2013	0.4 J	ND(1.0)	ND(1.0)	ND(1.0)	0.4 J	112	0.82 J	2.7 J	10.1	9.2 J		
10/28/2013	ND(1.0)	ND(1.0)	ND(1.0)	ND(1.0)	BRL	7	ND(5.0)	0.44 J	ND(5.0)	ND(25)		
11/04/2013	ND(1.0)	ND(1.0)	ND(1.0)	ND(1.0)	BRL	86.2	0.73 J	2.2 J	8.1	ND(25)		
11/11/2013	ND(1.0)	ND(1.0)	ND(1.0)	ND(1.0)	BRL	47.3	0.48 J	1.4 J	3.7 J	ND(25)		

TABLE 1

**Summary of Groundwater Analytical Results
Inactive Exxon Facility #28077
14528 Jarrettsville Pike
Phoenix, Maryland**

August 8, 2005 through January 22, 2019

Sample ID	Date	Benzene (µg/L)	Toluene (µg/L)	Ethyl- benzene (µg/L)	Total Xylenes (µg/L)	Total BTEX (µg/L)	MTBE (µg/L)	DIPE (µg/L)	ETBE (µg/L)	TAME (µg/L)	TBA (µg/L)	Comments
MW-54	11/18/2013	1.8	ND(1.0)	ND(1.0)	ND(1.0)	1.8	187	1.8 J	5.1	19.5	22.9 J	
	11/25/2013	0.87 J	ND(1.0)	ND(1.0)	ND(1.0)	0.87 J	164	1.5 J	5.0	17.2	14.4 J	
	12/02/2013	ND(1.0)	ND(1.0)	ND(1.0)	ND(1.0)	BRL	83.0	0.68 J	2.1 J	8.0	ND(25)	
	12/09/2013	2.3	ND(1.0)	ND(1.0)	0.31 J	2.6 J	248	2.0 J	6.0	25.0	28.3	
	12/16/2013	1.1	ND(1.0)	ND(1.0)	0.64 J	1.7 J	96.2	1.3 J	4.7 J	14.8	9.7 J	
	12/23/2013	0.36 J	ND(1.0)	ND(1.0)	ND(1.0)	0.36 J	76.4	1.3 J	3.5 J	10.9	ND(25)	
	12/30/2013	ND(1.0)	ND(1.0)	ND(1.0)	ND(1.0)	BRL	37.1	0.69 J	2.1 J	2.6 J	ND(25)	
	01/06/2014	0.77 J	ND(1.0)	ND(1.0)	ND(1.0)	0.77 J	81.2	0.90 J	3.0 J	8.3	8.2 J	
	01/13/2014	ND(1.0)	ND(1.0)	ND(1.0)	ND(1.0)	BRL	3.9	0.45 J	1.1 J	ND(5.0)	ND(25)	
	01/20/2014	0.81 J	ND(1.0)	ND(1.0)	ND(1.0)	0.81 J	67.1	0.81 J	2.3 J	6.9	ND(25)	
	01/27/2014	ND(1.0)	ND(1.0)	ND(1.0)	ND(1.0)	BRL	2.0	ND(5.0)	0.28 J	ND(5.0)	ND(25)	
	02/04/2014	0.67 J	ND(1.0)	ND(1.0)	ND(1.0)	0.67 J	56.9	0.61 J	2.1 J	5.9	ND(25)	
	02/10/2014	ND(1.0)	ND(1.0)	ND(1.0)	ND(1.0)	BRL	0.80 J	ND(5.0)	ND(5.0)	ND(5.0)	ND(25)	
	02/17/2014	ND(1.0)	ND(1.0)	ND(1.0)	ND(1.0)	BRL	ND(1.0)	ND(5.0)	ND(5.0)	ND(5.0)	ND(25)	
	02/24/2014	ND(1.0)	ND(1.0)	ND(1.0)	ND(1.0)	BRL	4.5	ND(5.0)	0.28 J	0.42 J	ND(25)	
	03/04/2014	ND(1.0)	ND(1.0)	ND(1.0)	ND(1.0)	BRL	1.3	0.36 J	0.53 J	ND(5.0)	ND(25)	
	03/11/2014	ND(1.0)	ND(1.0)	ND(1.0)	ND(1.0)	BRL	23.5	0.48 J	0.99 J	2.5 J	ND(25)	
	03/17/2014	1.1	ND(1.0)	ND(0.50)	ND(1.0)	1.1	86.2	0.99 J	2.7 J	ND(5.0)	ND(25)	
	03/24/2014	ND(0.50)	ND(1.0)	ND(0.50)	ND(1.0)	BRL	ND(1.0)	ND(2.0)	ND(5.0)	ND(5.0)	ND(25)	
	04/01/2014	1.2	ND(1.0)	ND(0.50)	ND(1.0)	1.2	92.1	0.98 J	2.8 J	10.3	11.9 J	
	04/07/2014	ND(0.50)	ND(1.0)	ND(0.50)	ND(1.0)	BRL	3.9	ND(2.0)	ND(5.0)	0.32 J	ND(25)	
	04/14/2014	2.3	ND(1.0)	ND(0.50)	0.63 J	2.9 J	172	1.5 J	4.8 J	19.5	44.1	
	04/21/2014	ND(0.50)	ND(1.0)	ND(0.50)	ND(1.0)	BRL	0.40 J	ND(2.0)	0.57 J	ND(5.0)	ND(25)	
	04/28/2014	ND(0.50)	ND(1.0)	ND(0.50)	ND(1.0)	BRL	ND(1.0)	ND(2.0)	ND(5.0)	ND(5.0)	ND(25)	
	05/05/2014	ND(0.50)	ND(1.0)	ND(0.50)	ND(1.0)	BRL	3.0	ND(2.0)	0.53 J	0.45 J	ND(25)	
	05/19/2014	ND(0.50)	ND(1.0)	ND(0.50)	ND(1.0)	BRL	1.3	ND(2.0)	ND(5.0)	ND(5.0)	ND(25)	
	06/20/2014	ND(0.50)	ND(1.0)	ND(1.0)	ND(1.0)	BRL	0.40 J	ND(2.0)	ND(5.0)	ND(5.0)	ND(25)	
	07/21/2014	ND(0.50)	ND(1.0)	ND(1.0)	ND(1.0)	BRL	ND(1.0)	ND(2.0)	ND(5.0)	ND(5.0)	ND(25)	
	08/20/2014	ND(0.50)	ND(1.0)	ND(1.0)	ND(1.0)	BRL	ND(1.0)	ND(2.0)	ND(2.0)	ND(2.0)	ND(10)	
	09/18/2014	ND(0.50)	ND(1.0)	ND(1.0)	ND(1.0)	BRL	ND(1.0)	ND(2.0)	ND(2.0)	ND(2.0)	ND(10)	
10/29/2014	0.40 J	ND(1.0)	ND(1.0)	ND(1.0)	0.40 J	54.6	0.79 J	2.5	6.0	ND(10)		
11/17/2014	5.6	4.4	0.45 J	7.4	17.9 J	53.3	1.3 J	5.9	10.4	ND(10)		
12/22/2014	0.37 J	ND(1.0)	ND(1.0)	0.21 J	0.58 J	14.0	0.45 J	2.1	0.87 J	ND(10)		
01/19/2015	ND(1)	ND(1)	ND(1)	ND(1)	BRL	ND(1)	ND(1)	0.9 J	ND(1)	ND(5)		
02/12/2015	3	3	ND(1)	2	8	130	2	7	27	4 J		

TABLE 1

**Summary of Groundwater Analytical Results
Inactive Exxon Facility #28077
14528 Jarrettsville Pike
Phoenix, Maryland**

August 8, 2005 through January 22, 2019

Sample ID	Date	Benzene (µg/L)	Toluene (µg/L)	Ethyl- benzene (µg/L)	Total Xylenes (µg/L)	Total BTEX (µg/L)	MTBE (µg/L)	DIPE (µg/L)	ETBE (µg/L)	TAME (µg/L)	TBA (µg/L)	Comments
MW-54	03/17/2015	ND(1)	ND(1)	ND(1)	ND(1)	BRL	97	1	6	22	3 J	
	04/24/2015	ND(1)	ND(1)	ND(1)	ND(1)	BRL	24	ND(1)	2	5	ND(5)	
	05/14/2015	ND(1)	ND(1)	ND(1)	ND(1)	BRL	24	0.8 J	3	4	ND(5)	
	06/29/2015	ND(1)	ND(1)	ND(1)	ND(1)	BRL	26	0.5 J	2	5	ND(5)	
	07/28/2015	ND(1)	ND(1)	ND(1)	ND(1)	BRL	3	ND(1)	ND(1)	ND(1)	ND(5)	
	08/20/2015	ND(1)	ND(1)	ND(1)	ND(1)	BRL	2	ND(1)	1 J	ND(1)	ND(5)	
	09/23/2015	ND(1)	ND(1)	ND(1)	ND(1)	BRL	ND(1)	ND(1)	ND(1)	ND(1)	ND(20)	
	10/20/2015	ND(1)	ND(1)	ND(1)	ND(1)	BRL	3	ND(1)	ND(1)	0.5 J	ND(5)	
	11/30/2015	0.7 J	ND(1)	ND(1)	ND(1)	0.7 J	82	1	4	17	12	
	12/23/2015	ND(1)	ND(1)	ND(1)	ND(1)	BRL	4	ND(1)	ND(1)	0.7 J	ND(5)	
	01/22/2016	0.9 J	ND(1)	ND(1)	ND(1)	0.9 J	93	1	4	18	12	
	02/23/2016	ND(1)	ND(1)	ND(1)	ND(1)	BRL	11	ND(1)	0.5 J	2	ND(5)	
	03/22/2016	ND(1)	ND(1)	ND(1)	ND(1)	BRL	2	ND(1)	ND(1)	ND(1)	ND(5)	
	05/19/2016	ND(1)	ND(1)	ND(1)	ND(1)	BRL	14	ND(1)	0.7 J	3	ND(5)	
	06/27/2016	ND(1)	ND(1)	ND(1)	ND(1)	BRL	27	ND(1)	1	6	4 J	
	07/26/2016	ND(1)	ND(1)	ND(1)	ND(1)	BRL	21	ND(1)	0.8 J	3	ND(5)	
	08/23/2016	0.6 J	ND(1)	ND(1)	ND(1)	0.6 J	52	0.8 J	2	9	6	
	09/23/2016	0.6 J	ND(1)	ND(1)	ND(1)	0.6 J	55	1 J	3	10	7 J	
	10/25/2016	ND(1)	ND(1)	ND(1)	ND(1)	BRL	25	ND(1)	1	4	ND(5)	
	11/30/2016	ND(1)	ND(1)	ND(1)	ND(1)	BRL	17	ND(1)	1 J	4	ND(5)	
	12/22/2016	ND(1)	ND(1)	ND(1)	ND(1)	BRL	29	0.6 J	2	7	4 J	
	01/13/2017	ND(1)	ND(1)	ND(1)	ND(1)	BRL	29	0.5 J	2	7	200	
	02/17/2017	0.5 J	ND(1)	ND(1)	ND(1)	0.5 J	34	0.6 J	2	7	3 J	
	03/24/2017	ND(1)	ND(1)	ND(1)	ND(1)	BRL	45	0.6 J	1	4	ND(5)	
	04/24/2017	ND(1)	ND(1)	ND(1)	ND(1)	BRL	ND(1)	ND(1)	ND(1)	ND(1)	3 J	
	05/31/2017	ND(1)	ND(1)	ND(1)	ND(1)	BRL	17	ND(1)	1	2	ND(5)	
	06/27/2017	ND(1)	ND(1)	ND(1)	ND(1)	BRL	ND(1)	ND(1)	ND(1)	ND(1)	ND(5)	
	07/25/2017	ND(1)	ND(1)	ND(1)	ND(1)	BRL	ND(1)	ND(1)	ND(1)	ND(1)	ND(5)	
08/24/2017	ND(1)	ND(1)	ND(1)	ND(1)	BRL	1	ND(1)	ND(1)	ND(1)	ND(5)		
09/25/2017	ND(1)	ND(1)	ND(1)	ND(1)	BRL	ND(1)	ND(1)	ND(1)	ND(1)	ND(20)		
10/11/2017	ND(1)	ND(1)	ND(1)	ND(1)	BRL	17	ND(1)	1	3	ND(5)		
11/13/2017	ND(1)	ND(1)	ND(1)	ND(1)	BRL	24	0.5 J	1	5	3 J		
12/15/2017	ND(1)	ND(1)	ND(1)	ND(1)	BRL	270	4	11	17	19 J		
01/16/2018	ND(1)	ND(1)	ND(1)	ND(1)	BRL	ND(1)	ND(1)	ND(1)	ND(1)	ND(5)		
02/12/2018	ND(1)	ND(1)	ND(1)	ND(1)	BRL	ND(1)	ND(1)	ND(1)	ND(1)	ND(20)		

TABLE 1

**Summary of Groundwater Analytical Results
Inactive Exxon Facility #28077
14528 Jarrettsville Pike
Phoenix, Maryland**

August 8, 2005 through January 22, 2019

Sample ID	Date	Benzene (µg/L)	Toluene (µg/L)	Ethyl- benzene (µg/L)	Total Xylenes (µg/L)	Total BTEX (µg/L)	MTBE (µg/L)	DIPE (µg/L)	ETBE (µg/L)	TAME (µg/L)	TBA (µg/L)	Comments
MW-54	03/08/2018	ND(1)	ND(1)	ND(1)	ND(1)	BRL	13	ND(1)	0.8 J	3	ND(5)	
	04/04/2018	2	0.8 J	ND(1)	ND(1)	3 J	19	ND(1)	ND(1)	1	7	
	05/09/2018	ND(1)	ND(1)	ND(1)	ND(1)	BRL	ND(1)	ND(1)	ND(1)	ND(1)	ND(5)	
	06/06/2018	ND(1)	ND(1)	ND(1)	ND(1)	BRL	1	ND(1)	ND(1)	ND(1)	ND(5)	
	07/11/2018	ND(1)	ND(1)	ND(1)	ND(1)	BRL	ND(1)	ND(1)	ND(1)	ND(1)	ND(5)	
	08/22/2018	ND(1)	ND(1)	ND(1)	ND(5)	BRL	ND(1)	ND(1)	ND(1)	ND(1)	ND(25)	
	09/05/2018	ND(1)	ND(1)	ND(1)	ND(5)	BRL	ND(1)	ND(1)	ND(1)	ND(1)	ND(25)	
	10/12/2018	ND(1)	ND(1)	ND(1)	ND(5)	BRL	ND(1)	ND(1)	ND(1)	ND(1)	ND(25)	
	11/20/2018	ND(1)	ND(1)	ND(1)	ND(5)	BRL	ND(1)	ND(1)	ND(1)	ND(1)	ND(25)	
	11/30/2018	ND(1)	ND(1)	ND(1)	ND(5)	BRL	0.2 J	ND(1)	ND(1)	ND(1)	ND(25)	
12/27/2018	ND(1)	ND(1)	ND(1)	ND(5)	BRL	ND(1)	ND(1)	ND(1)	ND(1)	ND(25)		
01/17/2019	ND(1)	ND(1)	ND(1)	ND(5)	BRL	ND(1)	ND(1)	ND(1)	ND(1)	ND(25)		
MW-54B [R]	12/02/2011	3750	8620	698	3000	16068	138000	475 J	2140	12100	3380 J	
	12/20/2011	3470	8500	509	2600	15079	155000	606 J	2530	12400	ND(6300)	
	01/30/2012	4230	10700	798	3420	19148	154000	719 J	2730	14900	ND(13000)	
	02/20/2012	5670	13100	1110	3620	23500	182000	795 J	3110 J	19700	ND(25000)	
	03/22/2012	4920	10400	825	2890	19035	125000	721	2870	17700	1970 J	
	04/25/2012	4350	9570	572 J	2370	16862 J	143000	711 J	2820 J	16000	ND(25000)	
	05/22/2012	3940	8540	211	2300	14991	93400	185	1560	13100	1150	
	05/29/2012	3060	7670	345	2220	13295	81900	503	1880	11700	32900	
	06/05/2012	2490	6650	394	1970	11504	77300	412	1630	9960	1030 J	
	06/12/2012	2350	6460	431	2040	11281	57900	323 J	1190	7700	ND(2500)	
	06/27/2012	1920	4900	264	1550	8634	51200	293 J	1130	8470	ND(2500)	
	07/23/2012	1020	2570	104	858	4552	46000	228 J	930	6330	667 J	
	08/22/2012	791	2110	121 J	658	3680 J	34600	167 J	666 J	4490	ND(5000)	
	09/11/2012	717	1890	121	637	3365	34000	228 J	735	4770	ND(1300)	
	10/25/2012	996	2220	133	559	3908	34400	232	832	5660	661	
	11/26/2012	280	513	30.9	213	1037	13100	70.7	283	2010	239	
	12/17/2012	303	642	33.3 J	193	1171 J	11900	75.5 J	285	1990	ND(1300)	
	01/21/2013	492	931	45.7	277	1746	12600	83.8 J	326	2350	260 J	
02/25/2013	425	912	ND(200)	268	1605	21700	121 J	480 J	3960	ND(5000)		
03/28/2013	85.1	177	12.3 J	233	507 J	19300	120 J	456	3510	ND(1300)		
04/26/2013	33	44.7	3.6 J	116	197 J	22800	118	454	4680	422		
05/22/2013	168	230	17.2 J	214	629 J	35200	277	996	7170	894		
06/17/2013	56.1	67.4	ND(20)	95.2	218.7	12800	106	399	2990	597		

TABLE 1

**Summary of Groundwater Analytical Results
Inactive Exxon Facility #28077
14528 Jarrettsville Pike
Phoenix, Maryland**

August 8, 2005 through January 22, 2019

Sample ID	Date	Benzene (µg/L)	Toluene (µg/L)	Ethyl- benzene (µg/L)	Total Xylenes (µg/L)	Total BTEX (µg/L)	MTBE (µg/L)	DIPE (µg/L)	ETBE (µg/L)	TAME (µg/L)	TBA (µg/L)	Comments
MW-54B [R]	07/25/2013	9.1 J	4.9 J	ND(10)	21.2	35.2 J	8670	56.3	230	1950	380	
	08/20/2013	157	125	ND(50)	65	347	13300	92.3 J	346	2770	2290	
	09/24/2013	339	857	34.9	296	1527	13900	133	486	3640	344 J	
	10/16/2013	538	1220	44.4 J	359	2161 J	19900	192 J	684	5400	ND(2500)	
	11/12/2013	8.1 J	48.1	5.0 J	27.7	88.9 J	7050	20.0 J	158	1630	321 J	
	12/17/2013	126	325	19.9 J	132	603 J	7000	42.5 J	201	2320	337 J	
	01/27/2014	28.8	60.2	ND(20)	18.9 J	107.9 J	4870	26.5 J	137	1290	205 J	
	02/17/2014	11.6	27.5	ND(10)	21.2	60.3	8590	38.9 J	206	2180	503	
	03/25/2014	58.5	145	6.2 J	35.4	245 J	10400	79.3	325	2750	444 J	
	04/21/2014	ND(25)	39.8 J	ND(25)	ND(50)	39.8 J	8570	51.1 J	247 J	2500	ND(1300)	
	05/19/2014	80.3	169	8.3	49.1	307	6560	68.1	233 J	2000	221	
	06/24/2014	158	400	ND(50)	91.9	650	5810	64.4 J	217 J	1940	ND(1300)	
	07/21/2014	155	481	ND(50)	129	765	6330	57.8 J	220 J	2060	ND(1300)	
	08/20/2014	7.2	65.5	4.6 J	31.9	109.2 J	2700	11.2 J	73.3	833	240	
	09/15/2014	5.0 J	44.4	ND(20)	28.9	78.3 J	2250	4.4 J	35.3 J	547	ND(200)	
	10/21/2014	ND(5.0)	14.8	ND(10)	17.7	32.5	1890	ND(20)	26.5	437	459	
	11/13/2014	27.1	108	9.1 J	74.2	218 J	2870	14.9 J	74.9	854	387	
	12/11/2014	15.5	71.1	ND(10)	65.3	151.9	4660	20.2	115	1650	1040	
	01/15/2015	14	74	6	39	133	8300	27	160	2100	1000	
	02/13/2015	25	130	7 J	63	225 J	6100	19	110	1500	1100	
	03/13/2015	38	250	16	96	400	8700	47	220	2900	1200	
	04/20/2015	83	950	32	210	1275	10000	77	270	2500	770	
	05/12/2015	50	1400	45	370	1865	9600	72	230	1800	760	
	06/18/2015	ND(5)	130	10	170	310	3100	20	64	460	460	
	07/21/2015	ND(1)	5	0.7 J	47	53 J	1900	13	45	300	430	
	08/10/2015	ND(1)	2	ND(1)	13	15	1800	20	64	320	510	
	09/23/2015	ND(1)	0.7 J	ND(1)	0.5 J	1.2 J	1900	14	44	290	550	
	10/13/2015	ND(1)	ND(1)	ND(1)	ND(1)	BRL	1500	11	38	210	590	
	11/24/2015	ND(1)	ND(1)	ND(1)	ND(1)	BRL	1400	10	33	180	410	
	12/31/2015	ND(1)	ND(1)	ND(1)	ND(1)	BRL	2400	20	64	290	73	
01/07/2016	ND(5)	ND(5)	ND(5)	ND(5)	BRL	2200	17	55	250	120		
02/08/2016	ND(1)	ND(1)	ND(1)	ND(1)	BRL	2000	13	43	180	320		
03/09/2016	ND(1)	ND(1)	ND(1)	ND(1)	BRL	1200	12	39	130	410		
04/21/2016	ND(5)	ND(5)	ND(5)	ND(5)	BRL	950	6	20	64	210		
05/16/2016	ND(1)	ND(1)	ND(1)	ND(1)	BRL	840	8	27	70	150		

TABLE 1

**Summary of Groundwater Analytical Results
Inactive Exxon Facility #28077
14528 Jarrettsville Pike
Phoenix, Maryland**

August 8, 2005 through January 22, 2019

Sample ID	Date	Benzene (µg/L)	Toluene (µg/L)	Ethyl- benzene (µg/L)	Total Xylenes (µg/L)	Total BTEX (µg/L)	MTBE (µg/L)	DIPE (µg/L)	ETBE (µg/L)	TAME (µg/L)	TBA (µg/L)	Comments	
MW-54B [R]	06/20/2016	ND(1)	ND(1)	ND(1)	ND(1)	BRL	720	9	28	56	320		
	07/20/2016	ND(1)	ND(1)	ND(1)	ND(1)	BRL	1000	14	46	110	430		
	08/23/2016	ND(1)	ND(1)	ND(1)	ND(1)	BRL	1500	18	53	140	340		
	09/21/2016	ND(1)	ND(1)	ND(1)	ND(1)	BRL	2	ND(1)	ND(1)	ND(1)	ND(20)		
	10/20/2016	ND(5)	ND(5)	ND(5)	ND(5)	BRL	1200	11	35	120	280		
	11/16/2016	ND(10)	ND(10)	ND(10)	ND(10)	BRL	1200	13	40	160	330		
	12/09/2016	1	0.5 J	ND(1)	ND(1)	2 J	1100	15	43	160	320		
	01/10/2017	0.5 J	ND(1)	ND(1)	ND(1)	0.5 J	1400	17	55	130	62		
	02/09/2017	ND(5)	ND(5)	ND(5)	ND(5)	BRL	1600	23	70	120	49		
	03/24/2017	ND(1)	ND(1)	ND(1)	ND(1)	BRL	320	0.7 J	4	17	35		
	04/10/2017	ND(1)	ND(1)	ND(1)	ND(1)	BRL	220	ND(1)	2	10	11		
	05/16/2017	ND(1)	ND(1)	ND(1)	ND(1)	BRL	110	ND(1)	0.9 J	4	ND(5)		
	06/13/2017	ND(1)	ND(1)	ND(1)	ND(1)	BRL	110	ND(1)	1 J	4	ND(5)		
	07/25/2017	ND(1)	ND(1)	ND(1)	ND(1)	BRL	21	ND(1)	1	1	7		
	08/08/2017	NS	NS	NS	NS	NS	NS	NS	NS	NS	NS	NS	Pump down for repair
	09/20/2017	3	0.8 J	ND(1)	ND(1)	4 J	44	1 J	3	4	76		
	10/12/2017	ND(1)	ND(1)	ND(1)	ND(1)	BRL	330	5	16	21	97		
	11/27/2017	ND(1)	ND(1)	ND(1)	ND(1)	BRL	260	5	15	18	19		
	12/20/2017	ND(1)	ND(1)	ND(1)	ND(1)	BRL	270	4	12	17	18		
	01/15/2018	ND(1)	ND(1)	ND(1)	ND(1)	BRL	14	ND(1)	1	0.7 J	ND(5)		
	02/28/2018	NS	NS	NS	NS	NS	NS	NS	NS	NS	NS	NS	Pump down for repair
	03/13/2018	4	ND(1)	ND(1)	ND(1)	4	72	2	6	8	160		
	04/24/2018	ND(1)	ND(1)	ND(1)	ND(1)	BRL	11	ND(1)	1	1	14		
	05/24/2018	ND(1)	ND(1)	ND(1)	ND(1)	BRL	230	4	13	16	140		
	06/15/2018	3	1	0.6 J	0.6 J	5 J	34	1	ND(1)	ND(1)	110		
	07/12/2018	ND(1)	ND(1)	ND(1)	ND(1)	BRL	100	2	6	7	74		
08/10/2018	0.3 J	1	ND(1)	1 J	2 J	45	0.8 J	3	4	ND(25)			
09/20/2018	ND(1)	ND(1)	ND(1)	ND(5)	BRL	0.8 J	ND(1)	ND(1)	ND(1)	ND(25)			
10/26/2018	ND(1)	ND(1)	ND(1)	ND(5)	BRL	6	1	4	0.3 J	ND(25)			
11/14/2018	0.7 J	ND(1)	ND(1)	ND(5)	0.7 J	190	4	12	20	510			
12/20/2018	1	0.2 J	ND(1)	ND(5)	1 J	160	4	12	17	610			
01/16/2019	ND(1)	ND(1)	ND(1)	ND(5)	BRL	110	2	5	8	73			
MW-54C	12/02/2011	1660	3340	111	907	6018	74800	281 J	1130	5380	1960 J		
	02/15/2013	961	2270	171 J	739	4141 J	114000	314 J	1250	6580	ND(5000)		
	04/26/2016	ND(1)	ND(1)	ND(1)	ND(1)	BRL	ND(1)	ND(1)	ND(1)	ND(1)	ND(5)		

TABLE 1

**Summary of Groundwater Analytical Results
Inactive Exxon Facility #28077
14528 Jarrettsville Pike
Phoenix, Maryland**

August 8, 2005 through January 22, 2019

Sample ID	Date	Benzene (µg/L)	Toluene (µg/L)	Ethyl- benzene (µg/L)	Total Xylenes (µg/L)	Total BTEX (µg/L)	MTBE (µg/L)	DIPE (µg/L)	ETBE (µg/L)	TAME (µg/L)	TBA (µg/L)	Comments
MW-54C(136)	05/15/2012	3530	8820	624	2540	15514	158000	625 J	2420	11800	1790 J	
	07/18/2012	3310	7570	504	2000	13384	146000	569 J	2260 J	11200	ND(13000)	
MW-54C(164.5)	05/15/2012	3520	8180	550	2230	14480	165000	601 J	2350	11900	1860 J	
	07/18/2012	3240	7290	451 J	1980	12961 J	153000	588 J	2280 J	11000	ND(13000)	
MW-54C(206)	05/15/2012	3640	8370	553	2440	15003	192000	630 J	2490	12400	2060 J	
	07/18/2012	3240	7260	438 J	1910	12848 J	155000	571 J	2310 J	11100	ND(13000)	
MW-54C(250)	05/15/2012	3130	7440	471	2080	13121	172000	510 J	2210	11700	955 J	
	07/18/2012	3230	7090	405 J	1650	12375 J	143000	585 J	2290 J	11300	ND(13000)	
MW-54C(280)	05/15/2012	3320	7890	513	2240	13963	166000	528 J	2240	11700	763 J	
	07/18/2012	2980	6210	324 J	1280	10794 J	144000	559 J	2230 J	11100	ND(13000)	
MW-54C(295-298)	05/15/2012	3390	8040	545	2340	14315	165000	532 J	2250	11800	1110 J	
	07/18/2012	3080	6720	381 J	1550	11731 J	141000	569 J	2180 J	10700	ND(13000)	
MW-54C(HS-S)	01/30/2012	2750	7110	323 J	1820	12003 J	159000	563 J	2190 J	10200	ND(13000)	
	02/22/2012	3290	6520	328	1530	11668	181000	549 J	2240	11600	7040	
	03/21/2012	3100	5630	ND(1000)	861 J	9591 J	153000	661 J	2210 J	11000	ND(25000)	
	04/26/2012	3290	7630	341	1540	12801	183000	595 J	2340	11000	ND(5000)	
	05/29/2012	3400	7660	448	1870	13378	153000	521 J	2000	10600	ND(5000)	
	06/27/2012	3920	8570	522	2310	15322	182000	556 J	2270	14000	1600 J	
	08/29/2012	3010	6170	351 J	1440	10971 J	164000	528 J	2160 J	10400	29800	
	09/19/2012	3030	5980	277 J	1190	10477 J	170000	445 J	2240 J	11500	ND(25000)	
	10/19/2012	3090	7330	534	2390	13344	146000	446 J	1980	11800	1180 J	
	11/27/2012	3130	7240	565	2370	13305	154000	471 J	2010	11400	ND(2500)	
	12/19/2012	3070	7190	544	2280	13084	166000	494 J	2040	10200	1630 J	
	01/17/2013	3330	6890	398 J	1670	12288 J	166000	539 J	2280 J	12300	ND(13000)	
	05/23/2013	683	1900	35.2 J	588	3206 J	63100	215 J	844	4230	ND(2500)	
	05/30/2013	834	2300	58.7 J	763	3956 J	51800	198 J	790 J	4220	ND(5000)	
	06/06/2013	951	2450	76.1	873	4350	80700	256	978	4820	1380	
	06/12/2013	782	2120	57.6	739	3699	59700	210 J	814	4390	790 J	
	06/20/2013	935	2370	70 J	777	4152 J	59600	240 J	804 J	4310	895 J	
	06/27/2013	709	1820	55.9 J	641	3226 J	55200	168 J	651	3640	1030 J	
	07/03/2013	874	2300	56.4 J	747	3977 J	67000	238 J	940	4390	624 J	
07/11/2013	970	2260	ND(500)	718	3948	68400	242 J	950 J	4530	ND(13000)		
08/27/2013	717	1460	66.2 J	743	2986 J	51500	189 J	739 J	4170	14700		
09/18/2013	742	1270	66.3 J	688	2766 J	64900	224 J	854	4050	846 J		

TABLE 1

**Summary of Groundwater Analytical Results
Inactive Exxon Facility #28077
14528 Jarrettsville Pike
Phoenix, Maryland**

August 8, 2005 through January 22, 2019

Sample ID	Date	Benzene (µg/L)	Toluene (µg/L)	Ethyl- benzene (µg/L)	Total Xylenes (µg/L)	Total BTEX (µg/L)	MTBE (µg/L)	DIPE (µg/L)	ETBE (µg/L)	TAME (µg/L)	TBA (µg/L)	Comments	
MW-54C(HS-S)	10/22/2013	751	879	64.3 J	662	2356 J	70400	197 J	855	4070	ND(2500)		
	11/12/2013	670	665	62.2 J	651	2048 J	51400	163 J	790	3250	1010 J		
	12/06/2013	741	562	59.5 J	601	1964 J	57400	222 J	832	4230	1640 J		
	01/14/2014	NS	NS	NS	NS	NS	NS	NS	NS	NS	NS	NS	DRY
	02/11/2014	NS	NS	NS	NS	NS	NS	NS	NS	NS	NS	NS	DRY
	03/11/2014	66.6	116	8.0 J	39.8	230 J	18400	58.2	240	1250	404 J		
	04/08/2014	128	211	ND(50)	77.4 J	416 J	21200	90.1 J	318 J	1390	ND(2500)		
	05/13/2014	NS	NS	NS	NS	NS	NS	NS	NS	NS	NS	NS	DRY
	06/10/2014	ND(25)	ND(50)	ND(50)	ND(50)	BRL	12900	39.5 J	159 J	777	1050 J		
	07/24/2014	22.3 J	ND(100)	ND(100)	ND(100)	22.3 J	13900	57.4 J	209 J	873	ND(2500)		
	08/18/2014	31.3	54.6	ND(20)	20.1	106.0	13700	41.1	177	998	421		
	09/10/2014	34.9 J	42.4 J	ND(100)	ND(100)	77.3 J	13000	42.7 J	182 J	838	ND(1000)		
	10/20/2014	44.7 J	ND(100)	ND(100)	ND(100)	44.7 J	14700	71.0 J	179 J	889	ND(1000)		
	11/20/2014	55.3	ND(100)	ND(100)	ND(100)	55.3	13500	44.7 J	183 J	829	ND(1000)		
	12/11/2014	48.8	11.4 J	ND(25)	9.0 J	69.2 J	11000	45.5 J	184	769	683		
	01/27/2015	48	10	8	7	73	12000	45	170	750	1100		
	02/25/2015	25	4	5	3	37	6600	33	120	390	1500		
	03/16/2015	21	3	4	2	30	4900	22	86	290	1400		
	04/29/2015	33	3	6	2	44	5900	34	130	420	2600		
	05/20/2015	30	6	6	3	45	5300	24	92	320	1400		
	06/22/2015	34	6	7	3	50	5600	33	120	380	2700		
	07/29/2015	31	ND(10)	5 J	ND(10)	36 J	4500	31	130	330	5300		
	08/18/2015	10	ND(5)	ND(5)	ND(5)	10	750	9	38	55	2200		
	09/29/2015	31	4 J	5 J	ND(5)	40 J	2100	38	140	170	7700		
	10/26/2015	12	3 J	3 J	ND(5)	18 J	880	11	42	67	1900		
	11/18/2015	21	3 J	4 J	ND(5)	28 J	860	26	100	80	6700		
	12/31/2015	7	3	2	0.7 J	13 J	630	5	22	41	960		
	01/07/2016	18	3	2	ND(1)	23	250	17	72	31	4700		
	02/23/2016	29	5 J	5	ND(5)	39 J	340	31	130	44	9300		
	03/22/2016	25	3 J	4 J	ND(5)	32 J	47	27	110	7	8900		
	04/26/2016	24	5 J	5 J	ND(5)	34 J	150	28	120	24	5200		
	05/26/2016	31	6	6	ND(5)	43	100	38	170	21	9400		
06/27/2016	32	6	6	1	45	55	36	150	14	9800			
07/29/2016	ND(1)	ND(1)	ND(1)	ND(1)	BRL	2	ND(1)	ND(1)	ND(1)	ND(5)			
08/23/2016	ND(1)	ND(1)	ND(1)	ND(1)	BRL	2	ND(1)	ND(1)	ND(1)	4 J			

TABLE 1

**Summary of Groundwater Analytical Results
Inactive Exxon Facility #28077
14528 Jarrettsville Pike
Phoenix, Maryland**

August 8, 2005 through January 22, 2019

Sample ID	Date	Benzene (µg/L)	Toluene (µg/L)	Ethyl- benzene (µg/L)	Total Xylenes (µg/L)	Total BTEX (µg/L)	MTBE (µg/L)	DIPE (µg/L)	ETBE (µg/L)	TAME (µg/L)	TBA (µg/L)	Comments
MW-54C(HS-S)	09/30/2016	ND(1)	ND(1)	ND(1)	ND(1)	BRL	2	ND(1)	ND(1)	ND(1)	ND(20)	
	10/28/2016	ND(1)	ND(1)	ND(1)	ND(1)	BRL	2	ND(1)	ND(1)	ND(1)	2 J	
	11/30/2016	ND(1)	ND(1)	ND(1)	ND(1)	BRL	6	ND(1)	ND(1)	ND(1)	ND(5)	
	12/28/2016	30	7	6	2	45	37	27	120	5	8100	
	01/13/2017	31	6	6	1	44	23	32	130	4	8000	
	02/17/2017	42	8	7	2	59	28	42	180	5	9800	
	03/31/2017	38	8	7	2	55	27	37	160	4	10000	
	04/28/2017	ND(1)	ND(1)	ND(1)	ND(1)	BRL	0.8 J	ND(1)	ND(1)	ND(1)	ND(5)	
	05/31/2017	ND(1)	ND(1)	ND(1)	ND(1)	BRL	7	ND(1)	1	ND(1)	85	
	06/30/2017	ND(1)	ND(1)	ND(1)	ND(1)	BRL	ND(1)	ND(1)	ND(1)	ND(1)	ND(5)	
	07/25/2017	41	8	7	3	59	15	41	160	2	8200	
	08/24/2017	ND(1)	ND(1)	ND(1)	ND(1)	BRL	3	ND(1)	ND(1)	ND(1)	15	
	09/29/2017	16	4	4	1	25	8	13	51	1	2900	
	10/10/2017	39	8	6	2	55	10	40	170	2	9900	
	11/16/2017	ND(1)	ND(1)	ND(1)	ND(1)	BRL	ND(1)	ND(1)	ND(1)	ND(1)	ND(5)	
	12/18/2017	ND(1)	ND(1)	ND(1)	ND(1)	BRL	ND(1)	ND(1)	ND(1)	ND(1)	ND(5)	
	01/31/2018	ND(1)	ND(1)	ND(1)	ND(1)	BRL	0.6 J	ND(1)	ND(1)	ND(1)	ND(5)	
	02/23/2018	37	8	7	2	54	6	39	160	1	7200	
	03/08/2018	ND(1)	ND(1)	ND(1)	ND(1)	BRL	ND(1)	ND(1)	ND(1)	ND(1)	ND(5)	
	04/24/2018	20	5	4	1	30	8	22	82	1	5500	
	05/09/2018	ND(1)	ND(1)	ND(1)	ND(1)	BRL	ND(1)	ND(1)	ND(1)	ND(1)	ND(5)	
	06/06/2018	ND(1)	ND(1)	ND(1)	ND(1)	BRL	ND(1)	ND(1)	ND(1)	ND(1)	ND(20)	
	06/11/2018	ND(1)	ND(1)	ND(1)	ND(1)	BRL	ND(1)	ND(1)	ND(1)	ND(1)	ND(5)	
07/10/2018	28	4	5	2	39	7	31	140	0.9 J	6200		
08/23/2018	25	3	4	2 J	34 J	7	25	93	1	6300 E		
09/11/2018	42	3	8	6	59	11	45	180	1	6600		
10/15/2018	25	2	3	2 J	32 J	7	40	170	2	8100		
11/16/2018	ND(1)	ND(1)	ND(1)	ND(5)	BRL	ND(1)	ND(1)	ND(1)	ND(1)	ND(25)		
12/28/2018	ND(1)	ND(1)	ND(1)	ND(5)	BRL	ND(1)	ND(1)	ND(1)	ND(1)	ND(25)		
01/17/2019	ND(1)	ND(1)	ND(1)	ND(5)	BRL	ND(1)	ND(1)	ND(1)	ND(1)	ND(25)		
MW-54C(HS-D)	12/22/2011	1910	3350	ND(500)	696	5956	175000	563 J	2110 J	9610	ND(13000)	
	01/30/2012	2830	6900	295 J	1800	11825 J	182000	560 J	2220 J	11000	ND(13000)	
	02/22/2012	3000	5810	270 J	1240	10320 J	179000	509 J	2080 J	11300	ND(13000)	
	03/21/2012	2960	5310	ND(1000)	920 J	9190 J	157000	521 J	2280 J	11200	ND(25000)	
	04/26/2012	3320	7700	401	1670	13091	168000	583 J	2290	11300	ND(6300)	

TABLE 1

**Summary of Groundwater Analytical Results
Inactive Exxon Facility #28077
14528 Jarrettsville Pike
Phoenix, Maryland**

August 8, 2005 through January 22, 2019

Sample ID	Date	Benzene (µg/L)	Toluene (µg/L)	Ethyl- benzene (µg/L)	Total Xylenes (µg/L)	Total BTEX (µg/L)	MTBE (µg/L)	DIPE (µg/L)	ETBE (µg/L)	TAME (µg/L)	TBA (µg/L)	Comments
MW-54C(HS-D)	05/29/2012	3540	8100	460	1990	14090	170000	544 J	2110	11000	ND(6300)	
	06/27/2012	3330	6030	504	2140	12004	156000	561	2130	10700	2080	
	08/29/2012	3070	6120	339 J	1300	10829 J	166000	498 J	2110 J	10900	23300 J	
	09/19/2012	2910	5770	276 J	1130	10086 J	169000	458 J	2120 J	11400	ND(25000)	
	10/19/2012	2550	5330	444	2060	10384	147000	483 J	2030	11300	1790 J	
	11/27/2012	3150	7270	528	2230	13178	151000	465 J	2030	11400	1910 J	
	12/19/2012	2870	6790	488	2070	12218	148000	487 J	1960	10500	1760 J	
	01/17/2013	3080	6630	385	1530	11625	155000	509 J	2110	11500	ND(6300)	
	02/28/2013	1440	3560	236	1030	6266	95000	334 J	1310	5840	ND(5000)	
	03/08/2013	1090	2420	68.6	700	4279	84600	402	1420	6070	1080	
	03/14/2013	1590	4020	208	912	6730	113000	385 J	1590	8710	2400 J	
	03/21/2013	1210	3330	116 J	1040	5696 J	90200	314 J	1220 J	6040	ND(13000)	
	03/28/2013	1020	3000	85.5	937	5043	82300	6.9	1100	5580	942	
	04/04/2013	1230	3390	151	1020	5791	105000	ND(500)	1380	7020	1240 J	
	04/11/2013	1020	2820	99.8 J	746	4686 J	71600	225 J	951 J	5190	ND(5000)	
	04/18/2013	1260	3000	162 J	908	5330 J	75600	284 J	1180	6220	1930 J	
	04/26/2013	1180	2680	125	649	4634	84100	318 J	1230	6080	1270 J	
	05/02/2013	931	2500	56 J	686	4173 J	65500	259 J	956	4590	ND(2500)	
	05/09/2013	1340	2940	184	819	5283	112000	284	1220	6280	19600	
	05/16/2013	1070	2530	119	741	4460	57900	258	980	4260	891 J	
	05/23/2013	1130	2670	122	770	4692	91500	285 J	1160	6090	1230 J	
	05/30/2013	1250	2740	134 J	806	4930 J	90700	258 J	1080	6080	2750 J	
	06/06/2013	1090	2330	123	719	4262	85000	263	1080	5410	1540	
	06/12/2013	1210	2440	110	688	4448	78800	278	1100	5800	1070 J	
	06/20/2013	1380	2630	154	879	5043	79400	319 J	1100	6250	1520 J	
	06/27/2013	958	2020	92.8 J	592	3663 J	63800	205 J	819	4690	ND(2500)	
	07/03/2013	1340	2690	125	746	4901	94000	321	1280	6100	1100 J	
	07/11/2013	1120	2270	ND(500)	610	4000	76500	288 J	1070 J	5180	ND(13000)	
	08/27/2013	1030	1880	131 J	669	3710 J	74800	241 J	990 J	5800	18500	
	09/18/2013	652	1230	75.8 J	524	2482 J	44700	176 J	655	3250	1040 J	
10/22/2013	983	1610	118 J	523	3234 J	54200	232 J	861 J	4400	ND(6300)		
11/12/2013	767	1250	83.9 J	455	2556 J	56600	190 J	895	3700	3090		
12/06/2013	699	1050	72.3 J	387	2208 J	47900	189 J	729	3590	4840		
01/14/2014	289	457	63.9 J	239	1049 J	36300	114 J	425 J	2060	2640		
02/11/2014	188	405	31.2 J	149	773 J	22300	75.4 J	314 J	1540	1690 J		

TABLE 1

**Summary of Groundwater Analytical Results
Inactive Exxon Facility #28077
14528 Jarrettsville Pike
Phoenix, Maryland**

August 8, 2005 through January 22, 2019

Sample ID	Date	Benzene (µg/L)	Toluene (µg/L)	Ethyl- benzene (µg/L)	Total Xylenes (µg/L)	Total BTEX (µg/L)	MTBE (µg/L)	DIPE (µg/L)	ETBE (µg/L)	TAME (µg/L)	TBA (µg/L)	Comments
MW-54C(HS-D)	03/11/2014	223	423	25.6	130	802	19700	74.5 J	307	1450	2570	
	04/08/2014	236	398	29.0	129	792	17700	93.8	340	1330	2540	
	05/13/2014	ND(50)	ND(100)	ND(50)	ND(100)	BRL	15500	48.3 J	213 J	1050	2470 J	
	06/10/2014	ND(50)	ND(100)	ND(100)	ND(100)	BRL	13700	44.2 J	195 J	903	3030	
	07/24/2014	ND(50)	ND(100)	ND(100)	ND(100)	BRL	12500	49.5 J	203 J	874	1570 J	
	08/18/2014	21.4	17.6 J	ND(20)	8.7 J	47.7 J	10900	38.0 J	176	820	2950	
	09/10/2014	26.4 J	22.7 J	ND(100)	ND(100)	49.1 J	12200	39.0 J	172 J	920	ND(1000)	
	10/20/2014	35.2 J	ND(100)	ND(100)	ND(100)	35.2 J	12200	70.3 J	176 J	752	2110	
	11/20/2014	51.5	ND(100)	ND(100)	ND(100)	51.5	12200	39.5 J	188 J	750	989 J	
	12/11/2014	36.4	26.4 J	ND(50)	11.5 J	74.3 J	9470	52.1 J	212	634	3680	
	01/27/2015	42	8	8	7	65	11000	40	140	620	1100	
	02/25/2015	19	3	4	2	28	5000	27	98	300	1500	
	03/16/2015	7	3	2	1	13	1500	6	21	91	160	
	04/29/2015	21	5	4	3	33	3600	20	83	250	1800	
	05/20/2015	22	5	5	2	34	2800	20	75	160	1700	
	06/22/2015	14	ND(10)	ND(10)	ND(10)	14	1900	17	67	130	2800	
	07/29/2015	21	3 J	4 J	ND(5)	28 J	1500	23	95	120	5200	
	08/18/2015	12	2 J	3	ND(2)	17 J	680	11	48	53	2400	
	09/29/2015	34	4	6	1	45	900	42	160	79	8200	
	10/26/2015	17	3 J	3 J	ND(5)	23 J	1600	18	67	120	2900	
	11/18/2015	22	4 J	4 J	ND(5)	30 J	840	26	100	79	6100	
	12/31/2015	26	4	5	1 J	36 J	170	26	110	22	6000	
	01/07/2016	7	ND(5)	ND(5)	ND(5)	7	910	5	22	56	770	
	02/23/2016	40	5	7	1	53	35	44	180	9	10000	
	03/22/2016	26	4 J	5 J	ND(5)	35 J	63	26	110	9	8200	
	04/26/2016	20	3 J	4 J	ND(5)	27 J	67	23	90	7	5700	
	05/26/2016	33	4	6	2	45	76	36	140	6	6100	
	06/27/2016	30	5	6	3	44	36	34	140	4	8500	
	07/29/2016	ND(1)	ND(1)	ND(1)	ND(1)	BRL	2	ND(1)	ND(1)	ND(1)	ND(5)	
	08/23/2016	ND(1)	ND(1)	ND(1)	ND(1)	BRL	2	ND(1)	ND(1)	ND(1)	3 J	
09/30/2016	ND(1)	ND(1)	ND(1)	ND(1)	BRL	2	ND(1)	ND(1)	ND(1)	ND(20)		
10/28/2016	ND(1)	ND(1)	ND(1)	ND(1)	BRL	2	ND(1)	ND(1)	ND(1)	ND(5)		
11/30/2016	ND(1)	ND(1)	ND(1)	ND(1)	BRL	6	ND(1)	ND(1)	ND(1)	ND(5)		
12/28/2016	24	4	5	2	35	17	22	93	2	5600		
01/13/2017	34	5	7	6	52	8	32	120	1	6500		

TABLE 1

**Summary of Groundwater Analytical Results
Inactive Exxon Facility #28077
14528 Jarrettsville Pike
Phoenix, Maryland**

August 8, 2005 through January 22, 2019

Sample ID	Date	Benzene (µg/L)	Toluene (µg/L)	Ethyl- benzene (µg/L)	Total Xylenes (µg/L)	Total BTEX (µg/L)	MTBE (µg/L)	DIPE (µg/L)	ETBE (µg/L)	TAME (µg/L)	TBA (µg/L)	Comments
MW-54C(HS-D)	02/17/2017	33	5	6	5	49	9	32	130	1	5200	
	03/31/2017	29	4	5	2	40	16	28	120	2	8500	
	04/28/2017	ND(1)	ND(1)	ND(1)	ND(1)	BRL	0.9 J	ND(1)	ND(1)	ND(1)	ND(5)	
	05/31/2017	1	ND(1)	ND(1)	ND(1)	1	4	1	5	ND(1)	380	
	06/30/2017	ND(1)	ND(1)	ND(1)	ND(1)	BRL	0.5 J	ND(1)	ND(1)	ND(1)	ND(5)	
	07/25/2017	39	6	8	5	58	7	39	160	1	6800	
	08/24/2017	ND(1)	ND(1)	ND(1)	ND(1)	BRL	2	ND(1)	ND(1)	ND(1)	ND(5)	
	09/29/2017	22	4	5	3	34	5	21	82	1	4500	
	10/10/2017	23	4	4	3	34	5	23	96	0.8 J	5800	
	11/16/2017	ND(1)	ND(1)	ND(1)	ND(1)	BRL	ND(1)	ND(1)	ND(1)	ND(1)	ND(5)	
	12/18/2017	ND(1)	ND(1)	ND(1)	ND(1)	BRL	ND(1)	ND(1)	ND(1)	ND(1)	ND(5)	
	01/31/2018	ND(1)	ND(1)	ND(1)	ND(1)	BRL	0.5 J	ND(1)	ND(1)	ND(1)	ND(5)	
	02/23/2018	25	4	6	5	40	6	25	100	0.8 J	4600	
	03/08/2018	ND(1)	ND(1)	ND(1)	ND(1)	BRL	ND(1)	ND(1)	ND(1)	ND(1)	ND(5)	
	04/24/2018	30	4	6	5	45	8	36	140	1	8900	
	05/09/2018	ND(1)	ND(1)	ND(1)	ND(1)	BRL	ND(1)	ND(1)	ND(1)	ND(1)	ND(5)	
	06/06/2018	ND(1)	ND(1)	ND(1)	ND(1)	BRL	ND(1)	ND(1)	ND(1)	ND(1)	ND(20)	
	06/11/2018	ND(1)	ND(1)	ND(1)	ND(1)	BRL	ND(1)	ND(1)	ND(1)	ND(1)	ND(5)	
	07/10/2018	22	3	5	4	34	5	23	100	0.6 J	4600	
	08/23/2018	31	2	6	3 J	42 J	8	32	120	ND(1)	7700	
09/11/2018	35	3	6	3 J	47 J	8	39	160	1 J	7100		
10/15/2018	32	2	6	4 J	44 J	8	33	130	1	6500		
11/16/2018	ND(1)	ND(1)	ND(1)	ND(5)	BRL	ND(1)	ND(1)	ND(1)	ND(1)	ND(25)		
12/28/2018	ND(1)	ND(1)	ND(1)	ND(5)	BRL	ND(1)	ND(1)	ND(1)	ND(1)	ND(25)		
01/17/2019	ND(1)	ND(1)	ND(1)	ND(5)	BRL	ND(1)	ND(1)	ND(1)	ND(1)	ND(25)		
MW-56A	03/09/2006	ND(1.0)	ND(1.0)	ND(1.0)	ND(1.0)	BRL	0.94 J	ND(5.0)	ND(5.0)	ND(5.0)	ND(25)	
	03/17/2006	ND(1.0)	ND(1.0)	ND(1.0)	ND(1.0)	BRL	1.2	ND(5.0)	0.27 J	ND(5.0)	ND(25)	
	03/21/2006	ND(1.0)	0.31 J	ND(1.0)	ND(1.0)	0.31 J	0.61 J	ND(5.0)	ND(5.0)	ND(5.0)	ND(25)	
	03/28/2006	ND(1.0)	ND(1.0)	ND(1.0)	ND(1.0)	BRL	ND(1.0)	ND(5.0)	ND(5.0)	ND(5.0)	ND(25)	
	04/03/2006	ND(1.0)	0.64 J	ND(1.0)	ND(1.0)	0.64 J	0.49 J	ND(5.0)	ND(5.0)	ND(5.0)	ND(25)	
	04/10/2006	ND(1.0)	ND(1.0)	ND(1.0)	ND(1.0)	BRL	0.68 J	ND(5.0)	ND(5.0)	ND(5.0)	ND(25)	
	04/17/2006	ND(1.0)	ND(1.0)	ND(1.0)	ND(1.0)	BRL	ND(1.0)	ND(5.0)	ND(5.0)	ND(5.0)	ND(25)	
	04/25/2006	ND(1.0)	ND(1.0)	ND(1.0)	ND(1.0)	BRL	ND(1.0)	ND(5.0)	ND(5.0)	ND(5.0)	ND(25)	
	05/02/2006	ND(1.0)	ND(1.0)	ND(1.0)	ND(1.0)	BRL	ND(1.0)	ND(5.0)	ND(5.0)	ND(5.0)	ND(25)	
05/09/2006	ND(1.0)	ND(1.0)	ND(1.0)	ND(1.0)	BRL	0.57 J	ND(5.0)	0.25 J	ND(5.0)	ND(25)		

TABLE 1

**Summary of Groundwater Analytical Results
Inactive Exxon Facility #28077
14528 Jarrettsville Pike
Phoenix, Maryland**

August 8, 2005 through January 22, 2019

Sample ID	Date	Benzene (µg/L)	Toluene (µg/L)	Ethyl- benzene (µg/L)	Total Xylenes (µg/L)	Total BTEX (µg/L)	MTBE (µg/L)	DIPE (µg/L)	ETBE (µg/L)	TAME (µg/L)	TBA (µg/L)	Comments
MW-56A	05/16/2006	ND(1.0)	ND(1.0)	ND(1.0)	ND(1.0)	BRL	0.63 J	ND(5.0)	ND(5.0)	ND(5.0)	ND(25)	
	05/24/2006	ND(1.0)	ND(1.0)	ND(1.0)	ND(1.0)	BRL	0.78 J	ND(5.0)	ND(5.0)	ND(5.0)	ND(25)	
	06/01/2006	ND(1.0)	ND(1.0)	ND(1.0)	ND(1.0)	BRL	0.59 J	ND(5.0)	0.33 J	ND(5.0)	ND(25)	
	06/08/2006	ND(1.0)	ND(1.0)	ND(1.0)	ND(1.0)	BRL	0.81 J	ND(5.0)	0.4 J	ND(5.0)	ND(25)	
	06/15/2006	ND(1.0)	ND(1.0)	ND(1.0)	ND(1.0)	BRL	0.76 J	ND(5.0)	0.36 J	ND(5.0)	ND(25)	
	06/20/2006	ND(1.0)	ND(1.0)	ND(1.0)	ND(1.0)	BRL	0.46 J	ND(5.0)	ND(5.0)	ND(5.0)	ND(25)	
	06/28/2006	ND(1.0)	ND(1.0)	ND(1.0)	ND(1.0)	BRL	ND(1.0)	NA	NA	NA	ND(25)	
	07/07/2006	ND(1.0)	ND(1.0)	ND(1.0)	ND(1.0)	BRL	0.66 J	NA	NA	NA	ND(25)	
	07/11/2006	ND(1.0)	ND(1.0)	ND(1.0)	ND(1.0)	BRL	0.55 J	NA	NA	NA	ND(25)	
	07/18/2006	ND(1.0)	ND(1.0)	ND(1.0)	ND(1.0)	BRL	0.57 J	NA	NA	NA	ND(25)	
	07/27/2006	ND(1.0)	ND(1.0)	ND(1.0)	ND(1.0)	BRL	0.67 J	NA	NA	NA	ND(25)	
	08/02/2006	ND(1.0)	ND(1.0)	ND(1.0)	ND(1.0)	BRL	0.57 J	NA	NA	NA	ND(25)	
	08/16/2006	ND(1.0)	ND(1.0)	ND(1.0)	ND(1.0)	BRL	ND(1.0)	NA	NA	NA	ND(25)	
	09/20/2006	ND(1.0)	ND(1.0)	ND(1.0)	ND(1.0)	BRL	0.4 J	NA	NA	NA	ND(25)	
	10/19/2006	ND(1.0)	ND(1.0)	ND(1.0)	ND(1.0)	BRL	0.5 J	NA	NA	NA	ND(25)	
	11/09/2006	ND(1.0)	ND(1.0)	ND(1.0)	ND(1.0)	BRL	ND(1.0)	NA	NA	NA	ND(25)	
	12/21/2006	ND(1.0)	ND(1.0)	ND(1.0)	ND(1.0)	BRL	ND(1.0)	ND(5.0)	ND(5.0)	ND(5.0)	ND(25)	
	01/17/2007	ND(1.0)	ND(1.0)	ND(1.0)	ND(1.0)	BRL	ND(1.0)	ND(5.0)	ND(5.0)	ND(5.0)	ND(25)	
	02/15/2007	ND(1.0)	ND(1.0)	ND(1.0)	ND(1.0)	BRL	ND(1.0)	ND(5.0)	ND(5.0)	ND(5.0)	ND(25)	
	03/14/2007	ND(1.0)	ND(1.0)	ND(1.0)	ND(1.0)	BRL	ND(1.0)	ND(5.0)	ND(5.0)	ND(5.0)	ND(25)	
	04/12/2007	ND(1.0)	ND(1.0)	ND(1.0)	ND(1.0)	BRL	ND(1.0)	ND(5.0)	ND(5.0)	ND(5.0)	ND(25)	
	05/10/2007	ND(1.0)	ND(1.0)	ND(1.0)	ND(1.0)	BRL	20.3	ND(5.0)	4.6 J	ND(5.0)	ND(25)	
	06/05/2007	ND(1.0)	ND(1.0)	ND(1.0)	ND(1.0)	BRL	ND(1.0)	ND(5.0)	ND(5.0)	ND(5.0)	ND(25)	
	07/18/2007	ND(1.0)	ND(1.0)	ND(1.0)	ND(1.0)	BRL	ND(1.0)	ND(5.0)	ND(5.0)	ND(5.0)	ND(25)	
	08/22/2007	ND(1.0)	ND(1.0)	ND(1.0)	ND(1.0)	BRL	ND(1.0)	ND(5.0)	ND(5.0)	ND(5.0)	ND(25)	
	10/16/2007	ND(1.0)	ND(1.0)	ND(1.0)	ND(1.0)	BRL	ND(1.0)	ND(5.0)	ND(5.0)	ND(5.0)	ND(25)	
	10/30/2007	ND(1.0)	ND(1.0)	ND(1.0)	ND(1.0)	BRL	ND(1.0)	ND(5.0)	ND(5.0)	ND(5.0)	ND(25)	
	12/10/2007	ND(1.0)	ND(1.0)	ND(1.0)	ND(1.0)	BRL	ND(1.0)	ND(5.0)	ND(5.0)	ND(5.0)	ND(25)	
	01/11/2008	ND(1.0)	ND(1.0)	ND(1.0)	ND(1.0)	BRL	ND(1.0)	ND(5.0)	ND(5.0)	ND(5.0)	ND(25)	
	02/19/2008	ND(1.0)	ND(1.0)	ND(1.0)	ND(1.0)	BRL	0.3 J	ND(5.0)	ND(5.0)	ND(5.0)	ND(25)	
03/12/2008	ND(1.0)	ND(1.0)	ND(1.0)	ND(1.0)	BRL	ND(1.0)	ND(5.0)	ND(5.0)	ND(5.0)	ND(25)		
04/24/2008	ND(1.0)	ND(1.0)	ND(1.0)	ND(1.0)	BRL	ND(1.0)	ND(5.0)	ND(5.0)	ND(5.0)	ND(25)		
05/15/2008	ND(1.0)	ND(1.0)	ND(1.0)	ND(1.0)	BRL	ND(1.0)	ND(5.0)	ND(5.0)	ND(5.0)	ND(25)		
08/19/2008	ND(1.0)	ND(1.0)	ND(1.0)	ND(1.0)	BRL	ND(1.0)	ND(5.0)	ND(5.0)	ND(5.0)	ND(25)		
12/10/2008	ND(1.0)	ND(1.0)	ND(1.0)	ND(1.0)	BRL	ND(1.0)	ND(5.0)	ND(5.0)	ND(5.0)	ND(25)		

TABLE 1

**Summary of Groundwater Analytical Results
Inactive Exxon Facility #28077
14528 Jarrettsville Pike
Phoenix, Maryland**

August 8, 2005 through January 22, 2019

Sample ID	Date	Benzene (µg/L)	Toluene (µg/L)	Ethyl- benzene (µg/L)	Total Xylenes (µg/L)	Total BTEX (µg/L)	MTBE (µg/L)	DIPE (µg/L)	ETBE (µg/L)	TAME (µg/L)	TBA (µg/L)	Comments
MW-56A	03/10/2009	ND(1.0)	ND(1.0)	ND(1.0)	ND(1.0)	BRL	ND(1.0)	ND(5.0)	ND(5.0)	ND(5.0)	ND(25)	
	06/18/2009	ND(1.0)	ND(1.0)	ND(1.0)	ND(1.0)	BRL	ND(1.0)	ND(5.0)	ND(5.0)	ND(5.0)	ND(25)	
	09/22/2009	ND(1.0)	ND(1.0)	ND(1.0)	ND(1.0)	BRL	ND(1.0)	ND(5.0)	ND(5.0)	ND(5.0)	ND(25)	
	12/08/2009	ND(1.0)	ND(1.0)	ND(1.0)	ND(1.0)	BRL	1.2	ND(5.0)	ND(5.0)	ND(5.0)	ND(25)	
	03/10/2010	ND(1.0)	ND(1.0)	ND(1.0)	ND(1.0)	BRL	ND(1.0)	ND(5.0)	ND(5.0)	ND(5.0)	ND(25)	
	06/15/2010	ND(1.0)	ND(1.0)	ND(1.0)	ND(1.0)	BRL	ND(1.0)	ND(5.0)	ND(5.0)	ND(5.0)	ND(25)	
	09/14/2010	ND(1.0)	ND(1.0)	ND(1.0)	ND(1.0)	BRL	ND(1.0)	ND(5.0)	ND(5.0)	ND(5.0)	ND(25)	
	12/08/2010	ND(1.0)	ND(1.0)	ND(1.0)	ND(1.0)	BRL	ND(1.0)	ND(5.0)	ND(5.0)	ND(5.0)	ND(25)	
	03/14/2011	ND(1.0)	ND(1.0)	ND(1.0)	ND(1.0)	BRL	ND(1.0)	ND(5.0)	ND(5.0)	ND(5.0)	ND(25)	
	06/10/2011	ND(1.0)	ND(1.0)	ND(1.0)	ND(1.0)	BRL	ND(1.0)	ND(5.0)	ND(5.0)	ND(5.0)	ND(25)	
	09/13/2011	ND(1.0)	ND(1.0)	ND(1.0)	ND(1.0)	BRL	ND(1.0)	ND(5.0)	ND(5.0)	ND(5.0)	ND(25)	
	12/06/2011	ND(1.0)	ND(1.0)	ND(1.0)	ND(1.0)	BRL	ND(1.0)	ND(5.0)	ND(5.0)	ND(5.0)	ND(25)	
	03/15/2012	ND(1.0)	ND(1.0)	ND(1.0)	ND(1.0)	BRL	0.36 J	ND(5.0)	ND(5.0)	ND(5.0)	ND(25)	
	06/08/2012	ND(1.0)	ND(1.0)	ND(1.0)	ND(1.0)	BRL	0.32 J	ND(5.0)	ND(5.0)	ND(5.0)	ND(25)	
	09/18/2012	ND(1.0)	ND(1.0)	ND(1.0)	ND(1.0)	BRL	ND(1.0)	ND(5.0)	ND(5.0)	ND(5.0)	ND(25)	
	12/20/2012	ND(1.0)	ND(1.0)	ND(1.0)	ND(1.0)	BRL	ND(1.0)	ND(5.0)	ND(5.0)	ND(5.0)	ND(25)	
	03/11/2013	ND(1.0)	ND(1.0)	ND(1.0)	ND(1.0)	BRL	ND(1.0)	ND(5.0)	ND(5.0)	ND(5.0)	ND(25)	
	06/12/2013	ND(1.0)	ND(1.0)	ND(1.0)	ND(1.0)	BRL	ND(1.0)	ND(5.0)	ND(5.0)	ND(5.0)	ND(25)	
	09/16/2013	ND(1.0)	ND(1.0)	ND(1.0)	ND(1.0)	BRL	ND(1.0)	ND(5.0)	ND(5.0)	ND(5.0)	ND(25)	
	12/12/2013	ND(1.0)	ND(1.0)	ND(1.0)	ND(1.0)	BRL	ND(1.0)	ND(5.0)	ND(5.0)	ND(5.0)	ND(25)	
	03/06/2014	ND(1.0)	ND(1.0)	ND(1.0)	ND(1.0)	BRL	ND(1.0)	ND(5.0)	ND(5.0)	ND(5.0)	ND(25)	
	06/11/2014	ND(0.50)	ND(1.0)	ND(1.0)	ND(1.0)	BRL	ND(1.0)	ND(2.0)	ND(5.0)	ND(5.0)	ND(25)	
	09/09/2014	ND(0.50)	ND(1.0)	ND(1.0)	ND(1.0)	BRL	ND(1.0)	ND(2.0)	ND(2.0)	ND(2.0)	ND(10)	
	12/05/2014	ND(0.50)	ND(1.0)	ND(1.0)	ND(1.0)	BRL	ND(1.0)	ND(2.0)	ND(2.0)	ND(2.0)	ND(10)	
	03/12/2015	ND(1)	ND(1)	ND(1)	ND(1)	BRL	ND(1)	ND(1)	ND(1)	ND(1)	ND(5)	
	06/08/2015	ND(1)	ND(1)	ND(1)	ND(1)	BRL	ND(1)	ND(1)	ND(1)	ND(1)	ND(5)	
	09/16/2015	ND(1)	ND(1)	ND(1)	ND(1)	BRL	ND(1)	ND(1)	ND(1)	ND(1)	ND(5)	
	12/09/2015	ND(1)	ND(1)	ND(1)	ND(1)	BRL	ND(1)	ND(1)	ND(1)	ND(1)	ND(5)	
	12/31/2015	ND(1)	ND(1)	ND(1)	ND(1)	BRL	ND(1)	ND(1)	ND(1)	ND(1)	ND(20)	
	03/16/2016	ND(1)	ND(1)	ND(1)	ND(1)	BRL	ND(1)	ND(1)	ND(1)	ND(1)	ND(5)	
06/20/2016	ND(1)	ND(1)	ND(1)	ND(1)	BRL	ND(1)	ND(1)	ND(1)	ND(1)	ND(5)		
09/16/2016	ND(1)	ND(1)	ND(1)	ND(1)	BRL	ND(1)	ND(1)	ND(1)	ND(1)	ND(20)		
12/19/2016	ND(1)	ND(1)	ND(1)	ND(1)	BRL	ND(1)	ND(1)	ND(1)	ND(1)	ND(5)		
03/07/2017	ND(1)	ND(1)	ND(1)	ND(1)	BRL	ND(1)	ND(1)	ND(1)	ND(1)	ND(5)		
05/15/2017	ND(1)	ND(1)	ND(1)	ND(1)	BRL	ND(1)	ND(1)	ND(1)	ND(1)	ND(5)		

TABLE 1

**Summary of Groundwater Analytical Results
Inactive Exxon Facility #28077
14528 Jarrettsville Pike
Phoenix, Maryland**

August 8, 2005 through January 22, 2019

Sample ID	Date	Benzene (µg/L)	Toluene (µg/L)	Ethyl- benzene (µg/L)	Total Xylenes (µg/L)	Total BTEX (µg/L)	MTBE (µg/L)	DIPE (µg/L)	ETBE (µg/L)	TAME (µg/L)	TBA (µg/L)	Comments
MW-56A	09/14/2017	ND(1)	ND(1)	ND(1)	ND(1)	BRL	ND(1)	ND(1)	ND(1)	ND(1)	ND(20)	
	12/12/2017	ND(1)	ND(1)	ND(1)	ND(1)	BRL	1	ND(1)	ND(1)	ND(1)	ND(5)	Gauging only as of 1/1/18
MW-56B	04/27/2006	ND(1.0)	ND(1.0)	ND(1.0)	ND(1.0)	BRL	28.6	ND(5.0)	4.1 J	ND(5.0)	ND(25)	
	05/02/2006	ND(1.0)	0.41 J	ND(1.0)	ND(1.0)	0.41 J	30.6	ND(5.0)	3.2 J	ND(5.0)	ND(25)	
	05/09/2006	ND(1.0)	ND(1.0)	ND(1.0)	ND(1.0)	BRL	31.6	ND(5.0)	5.1	ND(5.0)	ND(25)	
	05/16/2006	ND(1.0)	ND(1.0)	ND(1.0)	ND(1.0)	BRL	34.5	ND(5.0)	ND(5.0)	ND(5.0)	ND(25)	
	05/24/2006	ND(1.0)	ND(1.0)	ND(1.0)	ND(1.0)	BRL	24.5	ND(5.0)	4.1 J	ND(5.0)	ND(25)	
	06/01/2006	ND(1.0)	ND(1.0)	ND(1.0)	ND(1.0)	BRL	20.2	ND(5.0)	3.4 J	ND(5.0)	ND(25)	
	06/08/2006	ND(1.0)	ND(1.0)	ND(1.0)	ND(1.0)	BRL	24.3	ND(5.0)	4.5 J	ND(5.0)	ND(25)	
	06/15/2006	ND(1.0)	ND(1.0)	ND(1.0)	0.54 J	0.54 J	22.7	ND(5.0)	3.8 J	ND(5.0)	ND(25)	
	06/20/2006	ND(1.0)	ND(1.0)	ND(1.0)	ND(1.0)	BRL	26.4	ND(5.0)	4.6 J	ND(5.0)	ND(25)	
	06/28/2006	ND(1.0)	ND(1.0)	ND(1.0)	ND(1.0)	BRL	16.6	NA	NA	NA	ND(25)	
	07/07/2006	ND(1.0)	ND(1.0)	ND(1.0)	ND(1.0)	BRL	39.5	NA	NA	NA	ND(25)	
	07/11/2006	ND(1.0)	ND(1.0)	ND(1.0)	ND(1.0)	BRL	35	NA	NA	NA	ND(25)	
	07/18/2006	ND(1.0)	ND(1.0)	ND(1.0)	ND(1.0)	BRL	29.1	NA	NA	NA	ND(25)	
	07/27/2006	ND(1.0)	ND(1.0)	ND(1.0)	ND(1.0)	BRL	26.7	NA	NA	NA	ND(25)	
	08/02/2006	ND(1.0)	ND(1.0)	ND(1.0)	ND(1.0)	BRL	21.1	NA	NA	NA	ND(25)	
	08/18/2006	ND(1.0)	ND(1.0)	ND(1.0)	ND(1.0)	BRL	18.3	NA	NA	NA	ND(25)	
	09/20/2006	ND(1.0)	ND(1.0)	ND(1.0)	ND(1.0)	BRL	7.1	NA	NA	NA	ND(25)	
	10/19/2006	ND(1.0)	ND(1.0)	ND(1.0)	ND(1.0)	BRL	11.2	NA	NA	NA	ND(25)	
	11/09/2006	ND(1.0)	ND(1.0)	ND(1.0)	ND(1.0)	BRL	13.4	NA	NA	NA	ND(25)	
	12/21/2006	ND(1.0)	ND(1.0)	ND(1.0)	ND(1.0)	BRL	13.9	ND(5.0)	2.7 J	ND(5.0)	ND(25)	
	01/17/2007	ND(1.0)	ND(1.0)	ND(1.0)	ND(1.0)	BRL	16.6	ND(5.0)	ND(5.0)	ND(5.0)	ND(25)	
	02/15/2007	ND(1.0)	ND(1.0)	ND(1.0)	ND(1.0)	BRL	20	ND(5.0)	4.1 J	ND(5.0)	ND(25)	
	03/14/2007	ND(1.0)	ND(1.0)	ND(1.0)	ND(1.0)	BRL	12.4	ND(5.0)	2.1 J	ND(5.0)	ND(25)	
	04/12/2007	ND(1.0)	ND(1.0)	ND(1.0)	ND(1.0)	BRL	29	ND(5.0)	5.6	ND(5.0)	ND(25)	
	05/10/2007	ND(1.0)	ND(1.0)	ND(1.0)	ND(1.0)	BRL	ND(1.0)	ND(5.0)	ND(5.0)	ND(5.0)	ND(25)	
	06/05/2007	ND(1.0)	ND(1.0)	ND(1.0)	ND(1.0)	BRL	31.9	ND(5.0)	6.4	ND(5.0)	ND(25)	
07/18/2007	ND(1.0)	ND(1.0)	ND(1.0)	ND(1.0)	BRL	35.4	ND(5.0)	8.4	ND(5.0)	ND(25)		
08/22/2007	ND(1.0)	ND(1.0)	ND(1.0)	ND(1.0)	BRL	43.4	ND(5.0)	7.9	ND(5.0)	ND(25)		
09/11/2007	ND(1.0)	ND(1.0)	ND(1.0)	ND(1.0)	BRL	31.1	ND(5.0)	5.9	ND(5.0)	ND(25)		
10/16/2007	ND(1.0)	ND(1.0)	ND(1.0)	ND(1.0)	BRL	37.3	ND(5.0)	7.1	ND(5.0)	ND(25)		
10/30/2007	ND(1.0)	ND(1.0)	ND(1.0)	ND(1.0)	BRL	35.4	ND(5.0)	7	ND(5.0)	ND(25)		
12/10/2007	ND(1.0)	ND(1.0)	ND(1.0)	ND(1.0)	BRL	48.2	ND(5.0)	7.1	ND(5.0)	ND(25)		
01/11/2008	ND(1.0)	ND(1.0)	ND(1.0)	ND(1.0)	BRL	56.2	ND(5.0)	7.1	ND(5.0)	ND(25)		

TABLE 1

**Summary of Groundwater Analytical Results
Inactive Exxon Facility #28077
14528 Jarrettsville Pike
Phoenix, Maryland**

August 8, 2005 through January 22, 2019

Sample ID	Date	Benzene (µg/L)	Toluene (µg/L)	Ethyl- benzene (µg/L)	Total Xylenes (µg/L)	Total BTEX (µg/L)	MTBE (µg/L)	DIPE (µg/L)	ETBE (µg/L)	TAME (µg/L)	TBA (µg/L)	Comments
MW-56B	02/19/2008	ND(1.0)	ND(1.0)	ND(1.0)	ND(1.0)	BRL	55.8	ND(5.0)	7	ND(5.0)	ND(25)	
	03/12/2008	ND(1.0)	ND(1.0)	ND(1.0)	ND(1.0)	BRL	45.7	ND(5.0)	6.3	ND(5.0)	ND(25)	
	04/24/2008	ND(1.0)	ND(1.0)	ND(1.0)	ND(1.0)	BRL	41.5	ND(5.0)	6.7	ND(5.0)	ND(25)	
	05/15/2008	ND(1.0)	ND(1.0)	ND(1.0)	ND(1.0)	BRL	7.2	ND(5.0)	5.1	ND(5.0)	ND(25)	
	08/19/2008	ND(1.0)	ND(1.0)	ND(1.0)	ND(1.0)	BRL	8.5	ND(5.0)	4.9 J	ND(5.0)	ND(25)	
	12/10/2008	ND(1.0)	ND(1.0)	ND(1.0)	ND(1.0)	BRL	34.1	ND(5.0)	5.2	ND(5.0)	ND(25)	
	03/10/2009	ND(1.0)	ND(1.0)	ND(1.0)	ND(1.0)	BRL	35.5	ND(5.0)	3.8 J	ND(5.0)	ND(25)	
	06/18/2009	ND(1.0)	ND(1.0)	ND(1.0)	ND(1.0)	BRL	ND(1.0)	ND(5.0)	ND(5.0)	ND(5.0)	ND(25)	
	09/22/2009	ND(1.0)	ND(1.0)	ND(1.0)	ND(1.0)	BRL	ND(1.0)	ND(5.0)	ND(5.0)	ND(5.0)	ND(25)	
	12/08/2009	ND(1.0)	ND(1.0)	ND(1.0)	ND(1.0)	BRL	0.41 J	ND(5.0)	1.1 J	ND(5.0)	ND(25)	
	03/10/2010	ND(1.0)	ND(1.0)	ND(1.0)	ND(1.0)	BRL	17.7	ND(5.0)	3 J	ND(5.0)	ND(25)	
	06/15/2010	ND(1.0)	ND(1.0)	ND(1.0)	ND(1.0)	BRL	0.94 J	ND(5.0)	1.4 J	ND(5.0)	ND(25)	
	09/14/2010	ND(1.0)	ND(1.0)	ND(1.0)	ND(1.0)	BRL	0.69 J	ND(5.0)	1.2 J	ND(5.0)	ND(25)	
	12/08/2010	ND(1.0)	ND(1.0)	ND(1.0)	ND(1.0)	BRL	6.8	ND(5.0)	1.3 J	ND(5.0)	ND(25)	
	03/14/2011	ND(1.0)	ND(1.0)	ND(1.0)	ND(1.0)	BRL	8.7	ND(5.0)	0.99 J	ND(5.0)	ND(25)	
	06/10/2011	ND(1.0)	ND(1.0)	ND(1.0)	ND(1.0)	BRL	ND(1.0)	ND(5.0)	ND(5.0)	ND(5.0)	ND(25)	
	09/13/2011	ND(1.0)	ND(1.0)	ND(1.0)	ND(1.0)	BRL	2.3	ND(5.0)	ND(5.0)	ND(5.0)	ND(25)	
	12/06/2011	ND(1.0)	ND(1.0)	ND(1.0)	ND(1.0)	BRL	ND(1.0)	ND(5.0)	ND(5.0)	ND(5.0)	ND(25)	
	03/15/2012	ND(1.0)	ND(1.0)	ND(1.0)	ND(1.0)	BRL	ND(1.0)	ND(5.0)	ND(5.0)	ND(5.0)	ND(25)	
	06/08/2012	ND(1.0)	ND(1.0)	ND(1.0)	ND(1.0)	BRL	0.31 J	ND(5.0)	ND(5.0)	ND(5.0)	ND(25)	
	09/18/2012	ND(1.0)	ND(1.0)	ND(1.0)	ND(1.0)	BRL	ND(1.0)	ND(5.0)	ND(5.0)	ND(5.0)	ND(25)	
	12/20/2012	ND(1.0)	ND(1.0)	ND(1.0)	ND(1.0)	BRL	ND(1.0)	ND(5.0)	ND(5.0)	ND(5.0)	ND(25)	
	03/11/2013	ND(1.0)	ND(1.0)	ND(1.0)	ND(1.0)	BRL	ND(1.0)	ND(5.0)	ND(5.0)	ND(5.0)	ND(25)	
	06/12/2013	ND(1.0)	ND(1.0)	ND(1.0)	ND(1.0)	BRL	ND(1.0)	ND(5.0)	ND(5.0)	ND(5.0)	ND(25)	
	09/16/2013	ND(1.0)	ND(1.0)	ND(1.0)	ND(1.0)	BRL	ND(1.0)	ND(5.0)	ND(5.0)	ND(5.0)	ND(25)	
	12/12/2013	ND(1.0)	ND(1.0)	ND(1.0)	ND(1.0)	BRL	0.61 J	ND(5.0)	ND(5.0)	ND(5.0)	ND(25)	
	03/06/2014	ND(1.0)	ND(1.0)	ND(1.0)	ND(1.0)	BRL	4.5	ND(5.0)	0.41 J	ND(5.0)	ND(25)	
	06/11/2014	ND(0.50)	ND(1.0)	ND(1.0)	ND(1.0)	BRL	ND(1.0)	ND(2.0)	ND(5.0)	ND(5.0)	ND(25)	
	09/09/2014	ND(0.50)	ND(1.0)	ND(1.0)	ND(1.0)	BRL	ND(1.0)	ND(2.0)	ND(2.0)	ND(2.0)	ND(10)	
	12/05/2014	ND(0.50)	ND(1.0)	ND(1.0)	ND(1.0)	BRL	ND(1.0)	ND(2.0)	ND(2.0)	ND(2.0)	ND(10)	
	03/12/2015	ND(1)	ND(1)	ND(1)	ND(1)	BRL	2	ND(1)	ND(1)	ND(1)	ND(5)	
	06/08/2015	ND(1)	ND(1)	ND(1)	ND(1)	BRL	ND(1)	ND(1)	ND(1)	ND(1)	ND(5)	
	09/16/2015	ND(1)	ND(1)	ND(1)	ND(1)	BRL	ND(1)	ND(1)	ND(1)	ND(1)	ND(5)	
	12/09/2015	ND(1)	ND(1)	ND(1)	ND(1)	BRL	ND(1)	ND(1)	ND(1)	ND(1)	ND(5)	
	12/31/2015	ND(1)	ND(1)	ND(1)	ND(1)	BRL	ND(1)	ND(1)	ND(1)	ND(1)	ND(20)	

TABLE 1

**Summary of Groundwater Analytical Results
Inactive Exxon Facility #28077
14528 Jarrettsville Pike
Phoenix, Maryland**

August 8, 2005 through January 22, 2019

Sample ID	Date	Benzene (µg/L)	Toluene (µg/L)	Ethyl- benzene (µg/L)	Total Xylenes (µg/L)	Total BTEX (µg/L)	MTBE (µg/L)	DIPE (µg/L)	ETBE (µg/L)	TAME (µg/L)	TBA (µg/L)	Comments	
MW-56B	03/16/2016	ND(1)	ND(1)	ND(1)	ND(1)	BRL	ND(1)	ND(1)	ND(1)	ND(1)	ND(5)		
	06/20/2016	ND(1)	ND(1)	ND(1)	ND(1)	BRL	ND(1)	ND(1)	ND(1)	ND(1)	ND(5)		
	09/16/2016	ND(1)	ND(1)	ND(1)	ND(1)	BRL	ND(1)	ND(1)	ND(1)	ND(1)	ND(20)		
	12/19/2016	ND(1)	ND(1)	ND(1)	ND(1)	BRL	0.8 J	ND(1)	ND(1)	ND(1)	ND(5)		
	03/07/2017	ND(1)	ND(1)	ND(1)	ND(1)	BRL	ND(1)	ND(1)	ND(1)	ND(1)	ND(5)		
	05/15/2017	ND(1)	ND(1)	ND(1)	ND(1)	BRL	ND(1)	ND(1)	ND(1)	ND(1)	ND(5)		
	09/14/2017	ND(1)	ND(1)	ND(1)	ND(1)	BRL	ND(1)	ND(1)	ND(1)	ND(1)	ND(20)		
	12/12/2017	ND(1)	ND(1)	ND(1)	ND(1)	BRL	0.9 J	ND(1)	ND(1)	ND(1)	ND(1)	ND(5)	
	02/13/2018	ND(1)	ND(1)	ND(1)	ND(1)	BRL	ND(1)	ND(1)	ND(1)	ND(1)	ND(20)		
	05/14/2018	ND(1)	ND(1)	ND(1)	ND(1)	BRL	ND(1)	ND(1)	ND(1)	ND(1)	ND(5)		
08/09/2018	ND(1)	ND(1)	ND(1)	ND(5)	BRL	ND(1)	ND(1)	ND(1)	ND(1)	ND(25)			
11/16/2018	ND(1)	ND(1)	ND(1)	ND(5)	BRL	ND(1)	ND(1)	ND(1)	ND(1)	ND(25)			
MW-56C	03/30/2006	0.54 J	ND(1.0)	ND(1.0)	ND(1.0)	0.54 J	33.9	ND(5.0)	5.3	ND(5.0)	ND(25)		
	04/06/2006	0.73 J	ND(1.0)	ND(1.0)	ND(1.0)	0.73 J	38.1	ND(5.0)	6.3	ND(5.0)	ND(25)		
	04/13/2006	0.63 J	ND(1.0)	ND(1.0)	ND(1.0)	0.63 J	33.4	ND(5.0)	6.1	ND(5.0)	ND(25)		
	04/19/2006	0.63 J	ND(1.0)	ND(1.0)	ND(1.0)	0.63 J	37.2	ND(5.0)	4.5 J	ND(5.0)	ND(25)	FLUTe installed	
MW-56C(100-110)	05/11/2006	0.45 J	194	ND(1.0)	ND(1.0)	194 J	14.3	ND(5.0)	0.55 J	ND(5.0)	15.8 J		
	05/19/2006	0.66 J	199	ND(1.0)	ND(1.0)	200 J	22.6	ND(5.0)	0.78 J	ND(5.0)	ND(25)		
	05/23/2006	0.58 J	186	ND(1.0)	ND(1.0)	187 J	18.8	ND(5.0)	0.84 J	ND(5.0)	ND(25)		
	06/01/2006	0.56 J	187	ND(1.0)	ND(1.0)	188 J	17.2	ND(5.0)	0.68 J	ND(5.0)	ND(25)		
	06/07/2006	0.66 J	162	ND(1.0)	ND(1.0)	163 J	19	ND(5.0)	ND(5.0)	ND(5.0)	ND(25)		
	06/16/2006	0.53 J	148	ND(1.0)	ND(1.0)	149 J	16.1	ND(5.0)	0.49 J	ND(5.0)	12 J		
	06/29/2006	0.60 J	182	ND(1.0)	ND(1.0)	183 J	16.6	NA	NA	NA	ND(25)		
	07/20/2006	0.53 J	169	ND(1.0)	ND(1.0)	170 J	17.8	NA	NA	NA	ND(25)		
	08/04/2006	0.58 J	168	ND(1.0)	ND(1.0)	169 J	16.5	NA	NA	NA	16 J		
	09/21/2006	ND(1.0)	120	ND(1.0)	ND(1.0)	120	10.6	NA	NA	NA	ND(25)		
	11/13/2006	0.45 J	187	ND(1.0)	ND(1.0)	187 J	18.8	NA	NA	NA	ND(25)		
	12/26/2006	ND(1.0)	110	ND(1.0)	ND(1.0)	110	18.6	ND(5.0)	ND(5.0)	ND(5.0)	ND(25)		
	01/22/2007	0.33 J	103	ND(1.0)	ND(1.0)	103 J	17.3	ND(5.0)	ND(5.0)	ND(5.0)	ND(25)		
	02/23/2007	ND(1.0)	152	ND(1.0)	ND(1.0)	152	19.6	ND(5.0)	ND(5.0)	ND(5.0)	18.5 J		
	03/19/2007	0.39 J	93.1	ND(1.0)	ND(1.0)	93.5 J	16.1	ND(5.0)	ND(5.0)	ND(5.0)	16.1 J		
	04/13/2007	ND(1.0)	123	ND(1.0)	ND(1.0)	123	22.2	ND(5.0)	ND(5.0)	ND(5.0)	ND(25)		
05/16/2007	0.37 J	65.5	ND(1.0)	ND(1.0)	65.9 J	17.2	ND(5.0)	ND(5.0)	ND(5.0)	17 J			
06/08/2007	ND(1.0)	70.3	ND(1.0)	ND(1.0)	70.3	22.6	ND(5.0)	ND(5.0)	ND(5.0)	17.1 J			
07/23/2007	ND(1.0)	53.1	ND(1.0)	ND(1.0)	53.1	19.3	ND(5.0)	ND(5.0)	ND(5.0)	ND(25)			

TABLE 1

**Summary of Groundwater Analytical Results
Inactive Exxon Facility #28077
14528 Jarrettsville Pike
Phoenix, Maryland**

August 8, 2005 through January 22, 2019

Sample ID	Date	Benzene (µg/L)	Toluene (µg/L)	Ethyl- benzene (µg/L)	Total Xylenes (µg/L)	Total BTEX (µg/L)	MTBE (µg/L)	DIPE (µg/L)	ETBE (µg/L)	TAME (µg/L)	TBA (µg/L)	Comments
MW-56C(100-110)	08/22/2007	ND(1.0)	36	ND(1.0)	ND(1.0)	36	15.8	ND(5.0)	ND(5.0)	ND(5.0)	ND(25)	
	09/17/2007	ND(1.0)	41.2	ND(1.0)	ND(1.0)	41.2	14.7	ND(5.0)	ND(5.0)	ND(5.0)	ND(25)	
	10/15/2007	0.32 J	0.60 J	ND(1.0)	ND(1.0)	0.92 J	19.4	ND(5.0)	ND(5.0)	ND(5.0)	20.4 J	
	11/02/2007	ND(1.0)	0.65 J	ND(1.0)	ND(1.0)	0.65 J	ND(1.0)	ND(5.0)	ND(5.0)	ND(5.0)	ND(25)	
	12/10/2007	0.31 J	25.5	ND(1.0)	ND(1.0)	25.8 J	17.1	ND(5.0)	ND(5.0)	ND(5.0)	23.4 J	
	01/11/2008	0.25 J	23.9	ND(1.0)	ND(1.0)	24.2 J	19.1	ND(5.0)	ND(5.0)	ND(5.0)	20.6 J	
	02/22/2008	0.27 J	14.8	ND(1.0)	ND(1.0)	15.1 J	16.2	ND(5.0)	ND(5.0)	ND(5.0)	17.4 J	
	03/12/2008	0.23 J	5	ND(1.0)	ND(1.0)	5 J	16.1	ND(5.0)	ND(5.0)	ND(5.0)	ND(25)	
	04/25/2008	ND(1.0)	ND(1.0)	ND(1.0)	ND(1.0)	BRL	21.7	ND(5.0)	ND(5.0)	ND(5.0)	20 J	
	05/22/2008	ND(1.0)	ND(1.0)	ND(1.0)	ND(1.0)	BRL	ND(1.0)	ND(5.0)	ND(5.0)	ND(5.0)	ND(25)	
	08/15/2008	ND(1.0)	0.3 J	ND(1.0)	ND(1.0)	0.3 J	2.6	ND(5.0)	ND(5.0)	ND(5.0)	ND(25)	
	12/12/2008	ND(1.0)	ND(1.0)	ND(1.0)	ND(1.0)	BRL	10.4	ND(5.0)	ND(5.0)	ND(5.0)	11.9 J	
	03/23/2009	ND(1.0)	0.66 J	ND(1.0)	ND(1.0)	0.66 J	14.6	ND(5.0)	ND(5.0)	ND(5.0)	ND(25)	
	06/23/2009	ND(1.0)	0.48 J	ND(1.0)	ND(1.0)	0.48 J	10.5	ND(5.0)	ND(5.0)	ND(5.0)	ND(25)	
	09/08/2009	ND(1.0)	ND(1.0)	ND(1.0)	ND(1.0)	BRL	15.5	ND(5.0)	ND(5.0)	ND(5.0)	ND(25)	
	12/14/2009	ND(1.0)	ND(1.0)	ND(1.0)	ND(1.0)	BRL	0.48 J	ND(5.0)	ND(5.0)	ND(5.0)	ND(25)	
	03/04/2010	ND(1.0)	ND(1.0)	ND(1.0)	ND(1.0)	BRL	20.1	0.4 J	0.23 J	ND(5.0)	19.5 J	
	06/15/2010	ND(1.0)	ND(1.0)	ND(1.0)	ND(1.0)	BRL	20.2	ND(5.0)	ND(5.0)	ND(5.0)	23.5 J	
	09/13/2010	ND(1.0)	1.4	ND(1.0)	ND(1.0)	1.4	20	ND(5.0)	ND(5.0)	ND(5.0)	17.2 J	
	12/17/2010	ND(1.0)	ND(1.0)	ND(1.0)	ND(1.0)	BRL	19.8	ND(5.0)	ND(5.0)	ND(5.0)	21.3 J	
	03/07/2011	ND(1.0)	ND(1.0)	ND(1.0)	ND(1.0)	BRL	18.3	ND(5.0)	ND(5.0)	ND(5.0)	14.6 J	
	06/10/2011	ND(1.0)	0.64 J	ND(1.0)	ND(1.0)	0.64 J	1.4	ND(5.0)	ND(5.0)	ND(5.0)	ND(25)	
	09/01/2011	ND(1.0)	1.7	ND(1.0)	ND(1.0)	1.7	15.7	0.29 J	ND(5.0)	ND(5.0)	10.7 J	
	12/05/2011	ND(1.0)	ND(1.0)	ND(1.0)	ND(1.0)	BRL	22.6	0.41 J	0.34 J	ND(5.0)	19.7 J	
	03/08/2012	ND(1.0)	ND(1.0)	ND(1.0)	ND(1.0)	BRL	19	ND(5.0)	ND(5.0)	ND(5.0)	19.5 J	
	06/05/2012	ND(1.0)	ND(1.0)	ND(1.0)	ND(1.0)	BRL	10.7	ND(5.0)	ND(5.0)	ND(5.0)	ND(25)	
	09/06/2012	ND(1.0)	ND(1.0)	ND(1.0)	ND(1.0)	BRL	10.4	ND(5.0)	ND(5.0)	ND(5.0)	ND(25)	
	12/11/2012	ND(1.0)	0.59 J	ND(1.0)	ND(1.0)	0.59 J	0.25 J	ND(5.0)	ND(5.0)	ND(5.0)	ND(25)	
	03/12/2013	0.57 J	ND(1.0)	ND(1.0)	ND(1.0)	0.57 J	10	0.21 J	ND(5.0)	ND(5.0)	14.4 J	
	06/10/2013	ND(1.0)	ND(1.0)	ND(1.0)	ND(1.0)	BRL	21.6	0.45 J	0.35 J	ND(5.0)	16.3 J	
	09/10/2013	ND(1.0)	ND(1.0)	ND(1.0)	ND(1.0)	BRL	20.3	0.36 J	0.28 J	ND(5.0)	20.6 J	
	12/09/2013	ND(1.0)	ND(1.0)	ND(1.0)	ND(1.0)	BRL	18.8	0.38 J	ND(5.0)	ND(5.0)	24.3 J	
03/12/2014	ND(1.0)	ND(1.0)	ND(1.0)	ND(1.0)	BRL	21.1	0.41 J	0.32 J	ND(5.0)	17.4 J		
06/04/2014	ND(0.50)	ND(1.0)	ND(1.0)	ND(1.0)	BRL	2.9	ND(2.0)	ND(5.0)	ND(5.0)	ND(25)		
09/09/2014	ND(0.50)	ND(1.0)	ND(1.0)	ND(1.0)	ND(1.0)	BRL	ND(1.0)	ND(2.0)	ND(2.0)	ND(2.0)	ND(10)	

TABLE 1

**Summary of Groundwater Analytical Results
Inactive Exxon Facility #28077
14528 Jarrettsville Pike
Phoenix, Maryland**

August 8, 2005 through January 22, 2019

Sample ID	Date	Benzene (µg/L)	Toluene (µg/L)	Ethyl- benzene (µg/L)	Total Xylenes (µg/L)	Total BTEX (µg/L)	MTBE (µg/L)	DIPE (µg/L)	ETBE (µg/L)	TAME (µg/L)	TBA (µg/L)	Comments
MW-56C(100-110)	12/05/2014	ND(0.50)	ND(1.0)	ND(1.0)	ND(1.0)	BRL	ND(1.0)	ND(2.0)	ND(2.0)	ND(2.0)	ND(10)	
	03/16/2015	ND(1)	ND(1)	ND(1)	ND(1)	BRL	ND(1)	ND(1)	ND(1)	ND(1)	ND(5)	
	06/04/2015	ND(1)	ND(1)	ND(1)	ND(1)	BRL	ND(1)	ND(1)	ND(1)	ND(1)	ND(5)	
	09/30/2015	ND(1)	3	ND(1)	ND(1)	3	2	ND(1)	ND(1)	ND(1)	ND(20)	
	12/28/2015	ND(1)	ND(1)	ND(1)	ND(1)	BRL	ND(1)	ND(1)	ND(1)	ND(1)	ND(5)	
	03/29/2016	ND(1)	0.6 J	ND(1)	ND(1)	0.6 J	0.6 J	ND(1)	ND(1)	ND(1)	ND(5)	
	06/30/2016	ND(1)	ND(1)	ND(1)	ND(1)	BRL	ND(1)	ND(1)	ND(1)	ND(1)	ND(5)	
	10/05/2016	ND(1)	ND(1)	ND(1)	ND(1)	BRL	ND(1)	ND(1)	ND(1)	ND(1)	ND(20)	
	12/19/2016	ND(1)	ND(1)	ND(1)	ND(1)	BRL	0.5 J	ND(1)	ND(1)	ND(1)	ND(20)	
	03/27/2017	ND(1)	3	ND(1)	ND(1)	3	2	ND(1)	ND(1)	ND(1)	ND(5)	
	06/30/2017	ND(1)	ND(1)	ND(1)	ND(1)	BRL	ND(1)	ND(1)	ND(1)	ND(1)	ND(5)	
	09/29/2017	ND(1)	2	ND(1)	ND(1)	2	ND(1)	ND(1)	ND(1)	ND(1)	ND(20)	
	12/29/2017	ND(1)	ND(1)	ND(1)	ND(1)	BRL	ND(1)	ND(1)	ND(1)	ND(1)	ND(5)	
	02/16/2018	ND(1)	2	ND(1)	ND(1)	2	0.5 J	ND(1)	ND(1)	ND(1)	ND(5)	
	05/22/2018	ND(1)	ND(1)	ND(1)	ND(1)	BRL	ND(1)	ND(1)	ND(1)	ND(1)	ND(5)	
08/21/2018	ND(1)	4	ND(1)	ND(5)	4	1	ND(1)	ND(1)	ND(1)	ND(25)		
12/17/2018	ND(1)	3	ND(1)	ND(5)	3	0.5 J	ND(1)	ND(1)	ND(1)	ND(25)		
MW-56C(310-315)	05/11/2006	0.29 J	158	ND(1.0)	ND(1.0)	158 J	24.5	ND(5.0)	3.7 J	ND(5.0)	ND(25)	
	05/19/2006	0.24 J	373	ND(1.0)	ND(1.0)	373 J	7.3	ND(5.0)	0.49 J	ND(5.0)	ND(25)	
	05/23/2006	ND(2)	306	ND(2)	ND(2)	306	5.2	ND(10)	ND(10)	ND(10)	ND(50)	
	06/01/2006	0.46 J	353	ND(1.0)	ND(1.0)	353 J	4.7	ND(5.0)	ND(5.0)	ND(5.0)	ND(25)	
	06/07/2006	ND(2)	298	ND(2)	ND(2)	298	4.9	ND(10)	ND(10)	ND(10)	ND(50)	
	06/16/2006	0.51 J	283	ND(2)	ND(2)	284 J	4.7	ND(10)	ND(10)	ND(10)	ND(50)	
	06/29/2006	0.47 J	392	ND(1.0)	ND(1.0)	392 J	4.1	NA	NA	NA	ND(25)	
	07/20/2006	ND(2)	258	ND(2)	ND(2)	258	3.6	NA	NA	NA	ND(50)	
	08/04/2006	0.62 J	379	ND(2)	ND(2)	380 J	3.9	NA	NA	NA	ND(50)	
	09/21/2006	ND(2.5)	255	ND(2.5)	ND(2.5)	255	2.3 J	NA	NA	NA	ND(63)	
	11/13/2006	0.77 J	416	ND(1.0)	ND(1.0)	417 J	3.9	NA	NA	NA	ND(25)	
	12/26/2006	1.3	169	ND(1.0)	ND(1.0)	170	4.6	ND(5.0)	ND(5.0)	ND(5.0)	ND(25)	
	01/22/2007	0.42 J	142	ND(1.0)	ND(1.0)	142 J	2.5	ND(5.0)	ND(5.0)	ND(5.0)	ND(25)	
	02/23/2007	0.69 J	250	ND(1.0)	ND(1.0)	251 J	3.7	ND(5.0)	ND(5.0)	ND(5.0)	ND(25)	
	03/19/2007	0.92 J	227	ND(1.0)	ND(1.0)	228 J	3.7	ND(5.0)	ND(5.0)	ND(5.0)	11.3 J	
	04/13/2007	0.51 J	254	ND(1.0)	ND(1.0)	255 J	4.2	ND(5.0)	ND(5.0)	ND(5.0)	ND(25)	
05/16/2007	0.89 J	163	ND(1.0)	ND(1.0)	164 J	3.7	ND(5.0)	ND(5.0)	ND(5.0)	ND(25)		
06/08/2007	0.72 J	190	ND(1.0)	ND(1.0)	191 J	3.9	ND(5.0)	ND(5.0)	ND(5.0)	ND(25)		

TABLE 1

**Summary of Groundwater Analytical Results
Inactive Exxon Facility #28077
14528 Jarrettsville Pike
Phoenix, Maryland**

August 8, 2005 through January 22, 2019

Sample ID	Date	Benzene (µg/L)	Toluene (µg/L)	Ethyl- benzene (µg/L)	Total Xylenes (µg/L)	Total BTEX (µg/L)	MTBE (µg/L)	DIPE (µg/L)	ETBE (µg/L)	TAME (µg/L)	TBA (µg/L)	Comments
MW-56C(310-315)	07/23/2007	0.89 J	172	ND(1.0)	ND(1.0)	173 J	4.6	ND(5.0)	ND(5.0)	ND(5.0)	ND(25)	
	08/22/2007	0.89 J	166	ND(1.0)	ND(1.0)	167 J	3.5	ND(5.0)	ND(5.0)	ND(5.0)	ND(25)	
	09/17/2007	0.54 J	79.3	ND(1.0)	ND(1.0)	79.8 J	3.4	ND(5.0)	ND(5.0)	ND(5.0)	10.5 J	
	10/15/2007	1.2	2.2	ND(1.0)	ND(1.0)	3.4	5.6	ND(5.0)	ND(5.0)	ND(5.0)	ND(25)	
	11/02/2007	0.36 J	30.4	ND(1.0)	ND(1.0)	30.8 J	1.4	ND(5.0)	ND(5.0)	ND(5.0)	ND(25)	
	12/10/2007	1.2	89.5	ND(1.0)	ND(1.0)	90.7	5.6	ND(5.0)	ND(5.0)	ND(5.0)	ND(25)	
	01/11/2008	1.1	102	ND(1.0)	ND(1.0)	103	4.9	ND(5.0)	ND(5.0)	ND(5.0)	8.6 J	
	02/22/2008	0.78 J	83.5	ND(1.0)	ND(1.0)	84.3 J	3.7	ND(5.0)	ND(5.0)	ND(5.0)	7.9 J	
	03/12/2008	0.51 J	40.1	ND(1.0)	ND(1.0)	40.6 J	4.2	ND(5.0)	ND(5.0)	ND(5.0)	ND(25)	
	04/25/2008	0.7 J	98.8	ND(1.0)	ND(1.0)	99.5 J	4.9	ND(5.0)	ND(5.0)	ND(5.0)	ND(25)	
	05/22/2008	ND(1.0)	ND(1.0)	ND(1.0)	ND(1.0)	BRL	ND(1.0)	ND(5.0)	ND(5.0)	ND(5.0)	ND(25)	
	08/15/2008	0.3 J	24.9	ND(1.0)	ND(1.0)	25.2 J	1.8	ND(5.0)	ND(5.0)	ND(5.0)	ND(25)	
	12/12/2008	ND(1.0)	0.39 J	ND(1.0)	ND(1.0)	0.39 J	0.71 J	ND(5.0)	ND(5.0)	ND(5.0)	ND(25)	
	03/23/2009	ND(1.0)	8.6	ND(1.0)	ND(1.0)	8.6	1.6	ND(5.0)	ND(5.0)	ND(5.0)	ND(25)	
	06/23/2009	ND(1.0)	0.44 J	ND(1.0)	ND(1.0)	0.44 J	1.3	ND(5.0)	ND(5.0)	ND(5.0)	ND(25)	
	09/08/2009	0.33 J	2.6	ND(1.0)	ND(1.0)	2.9 J	3.7	ND(5.0)	ND(5.0)	ND(5.0)	5.7 J	
	12/14/2009	ND(1.0)	1.5	ND(1.0)	ND(1.0)	1.5	1.2	ND(5.0)	ND(5.0)	ND(5.0)	ND(25)	
	03/04/2010	0.31 J	2.2	ND(1.0)	ND(1.0)	2.5 J	4	ND(5.0)	ND(5.0)	ND(5.0)	11.2 J	
	06/15/2010	ND(1.0)	ND(1.0)	ND(1.0)	ND(1.0)	BRL	20.7	ND(5.0)	ND(5.0)	ND(5.0)	23 J	
	09/13/2010	0.48 J	ND(1.0)	ND(1.0)	ND(1.0)	0.48 J	7.1	ND(5.0)	ND(5.0)	ND(5.0)	ND(25)	
	12/17/2010	0.53 J	ND(1.0)	ND(1.0)	ND(1.0)	0.53 J	7.1	ND(5.0)	ND(5.0)	ND(5.0)	13 J	
	03/07/2011	ND(1.0)	ND(1.0)	ND(1.0)	ND(1.0)	BRL	0.67 J	ND(5.0)	ND(5.0)	ND(5.0)	ND(25)	
	06/10/2011	ND(1.0)	3	ND(1.0)	ND(1.0)	3	2.2	ND(5.0)	ND(5.0)	ND(5.0)	ND(25)	
	09/01/2011	0.24 J	4	ND(1.0)	ND(1.0)	4 J	6.6	ND(5.0)	ND(5.0)	ND(5.0)	6.5 J	
	12/05/2011	0.34 J	ND(1.0)	ND(1.0)	ND(1.0)	0.34 J	7.8	ND(5.0)	ND(5.0)	ND(5.0)	14 J	
	03/08/2012	0.69 J	0.5 J	ND(1.0)	ND(1.0)	1.2 J	7	ND(5.0)	ND(5.0)	ND(5.0)	13.6 J	
	06/05/2012	ND(1.0)	ND(1.0)	ND(1.0)	ND(1.0)	BRL	3.4	ND(5.0)	ND(5.0)	ND(5.0)	ND(25)	
	09/06/2012	ND(1.0)	ND(1.0)	ND(1.0)	ND(1.0)	BRL	ND(1.0)	ND(5.0)	ND(5.0)	ND(5.0)	ND(25)	
	12/11/2012	0.27 J	0.34 J	ND(1.0)	ND(1.0)	0.61 J	7.7	ND(5.0)	ND(5.0)	ND(5.0)	ND(25)	
	03/12/2013	0.45 J	ND(1.0)	ND(1.0)	ND(1.0)	0.45 J	8.8	0.21 J	ND(5.0)	ND(5.0)	13 J	
06/10/2013	0.51 J	ND(1.0)	ND(1.0)	ND(1.0)	0.51 J	9	0.25 J	ND(5.0)	ND(5.0)	12 J		
09/10/2013	0.33 J	ND(1.0)	ND(1.0)	ND(1.0)	0.33 J	7.5	ND(5.0)	ND(5.0)	ND(5.0)	13.7 J		
12/09/2013	ND(1.0)	ND(1.0)	ND(1.0)	ND(1.0)	BRL	19.7	0.40 J	ND(5.0)	ND(5.0)	24.1 J		
03/12/2014	0.61 J	ND(1.0)	ND(1.0)	ND(1.0)	0.61 J	11.0	0.30 J	ND(5.0)	ND(5.0)	12.3 J		
06/04/2014	ND(0.50)	ND(1.0)	ND(1.0)	ND(1.0)	ND(1.0)	BRL	3.1	ND(2.0)	ND(5.0)	ND(5.0)	ND(25)	

TABLE 1

**Summary of Groundwater Analytical Results
Inactive Exxon Facility #28077
14528 Jarrettsville Pike
Phoenix, Maryland**

August 8, 2005 through January 22, 2019

Sample ID	Date	Benzene (µg/L)	Toluene (µg/L)	Ethyl- benzene (µg/L)	Total Xylenes (µg/L)	Total BTEX (µg/L)	MTBE (µg/L)	DIPE (µg/L)	ETBE (µg/L)	TAME (µg/L)	TBA (µg/L)	Comments
MW-56C(310-315)	09/09/2014	ND(0.50)	ND(1.0)	ND(1.0)	ND(1.0)	BRL	ND(1.0)	ND(2.0)	ND(2.0)	ND(2.0)	ND(10)	
	12/05/2014	ND(0.50)	ND(1.0)	ND(1.0)	ND(1.0)	BRL	ND(1.0)	ND(2.0)	ND(2.0)	ND(2.0)	ND(10)	
	03/16/2015	ND(1)	ND(1)	ND(1)	ND(1)	BRL	ND(1)	ND(1)	ND(1)	ND(1)	ND(5)	
	06/04/2015	ND(1)	3	ND(1)	ND(1)	3	4	ND(1)	ND(1)	ND(1)	3 J	
	09/30/2015	ND(1)	3	ND(1)	ND(1)	3	ND(1)	ND(1)	ND(1)	ND(1)	ND(20)	
	12/28/2015	ND(1)	ND(1)	ND(1)	ND(1)	BRL	ND(1)	ND(1)	ND(1)	ND(1)	ND(5)	
	03/29/2016	ND(1)	ND(1)	ND(1)	ND(1)	BRL	ND(1)	ND(1)	ND(1)	ND(1)	ND(5)	
	06/30/2016	ND(1)	ND(1)	ND(1)	ND(1)	BRL	ND(1)	ND(1)	ND(1)	ND(1)	ND(5)	
	10/05/2016	ND(1)	ND(1)	ND(1)	ND(1)	BRL	ND(1)	ND(1)	ND(1)	ND(1)	ND(20)	
	12/19/2016	ND(1)	ND(1)	ND(1)	ND(1)	BRL	0.7 J	ND(1)	ND(1)	ND(1)	ND(20)	
	03/27/2017	ND(1)	ND(1)	ND(1)	ND(1)	BRL	ND(1)	ND(1)	ND(1)	ND(1)	ND(5)	
	06/30/2017	ND(1)	ND(1)	ND(1)	ND(1)	BRL	ND(1)	ND(1)	ND(1)	ND(1)	ND(5)	
	09/29/2017	ND(1)	3	ND(1)	ND(1)	3	ND(1)	ND(1)	ND(1)	ND(1)	ND(20)	
	12/29/2017	ND(1)	ND(1)	ND(1)	ND(1)	BRL	ND(1)	ND(1)	ND(1)	ND(1)	ND(5)	
	02/16/2018	ND(1)	4	ND(1)	ND(1)	4	1	ND(1)	ND(1)	ND(1)	ND(5)	
	05/22/2018	ND(1)	ND(1)	ND(1)	ND(1)	BRL	ND(1)	ND(1)	ND(1)	ND(1)	ND(5)	
08/21/2018	ND(1)	4	ND(1)	ND(5)	4	1	ND(1)	ND(1)	ND(1)	ND(25)		
12/17/2018	ND(1)	1	ND(1)	ND(5)	1	0.6 J	ND(1)	ND(1)	ND(1)	ND(25)		
MW-56C(320-325)	05/11/2006	0.47 J	355	ND(1.0)	ND(1.0)	355 J	16.1	ND(5.0)	2.1 J	ND(5.0)	27.8	
	05/19/2006	ND(1.0)	372	ND(1.0)	ND(1.0)	372	12.9	ND(5.0)	1.5 J	ND(5.0)	ND(25)	
	05/23/2006	ND(2.5)	326	ND(2.5)	ND(2.5)	326	6.1	ND(13)	ND(13)	ND(13)	ND(63)	
	06/01/2006	0.37 J	366	ND(1.0)	ND(1.0)	366 J	5	ND(5.0)	0.47 J	ND(5.0)	ND(25)	
	06/07/2006	ND(2)	317	ND(2)	ND(2)	317	4.1	ND(10)	ND(10)	ND(10)	ND(50)	
	06/16/2006	ND(2)	284	ND(2)	ND(2)	284	3.1	ND(10)	ND(10)	ND(10)	ND(50)	
	06/29/2006	0.36 J	299	ND(1.0)	ND(1.0)	299 J	2.5	NA	NA	NA	ND(25)	
	07/20/2006	0.49 J	159	ND(1.0)	ND(1.0)	159 J	17.3	NA	NA	NA	ND(25)	
	08/04/2006	0.44 J	370	ND(1.0)	ND(1.0)	370 J	3	NA	NA	NA	ND(25)	
	09/21/2006	ND(1.0)	105	ND(1.0)	ND(1.0)	105	1.3	NA	NA	NA	ND(25)	
	11/13/2006	0.5 J	423	ND(1.0)	ND(1.0)	424 J	2.2	NA	NA	NA	ND(25)	
	12/26/2006	0.77 J	194	ND(1.0)	ND(1.0)	195 J	2.6	ND(5.0)	ND(5.0)	ND(5.0)	ND(25)	
	01/22/2007	0.4 J	229	ND(1.0)	ND(1.0)	229 J	1.9	ND(5.0)	ND(5.0)	ND(5.0)	ND(25)	
	02/23/2007	0.62 J	388	ND(1.0)	ND(1.0)	389 J	2.3	ND(5.0)	ND(5.0)	ND(5.0)	ND(25)	
	03/19/2007	0.52 J	252	ND(1.0)	ND(1.0)	253 J	1.8	ND(5.0)	ND(5.0)	ND(5.0)	ND(25)	
04/13/2007	0.46 J	336	ND(1.0)	ND(1.0)	336 J	2.4	ND(5.0)	ND(5.0)	ND(5.0)	ND(25)		
05/16/2007	0.48 J	230	ND(1.0)	ND(1.0)	230 J	1.7	ND(5.0)	ND(5.0)	ND(5.0)	ND(25)		

TABLE 1

**Summary of Groundwater Analytical Results
Inactive Exxon Facility #28077
14528 Jarrettsville Pike
Phoenix, Maryland**

August 8, 2005 through January 22, 2019

Sample ID	Date	Benzene (µg/L)	Toluene (µg/L)	Ethyl- benzene (µg/L)	Total Xylenes (µg/L)	Total BTEX (µg/L)	MTBE (µg/L)	DIPE (µg/L)	ETBE (µg/L)	TAME (µg/L)	TBA (µg/L)	Comments
MW-56C(320-325)	06/08/2007	ND(2)	238	ND(2)	ND(2)	238	1.6 J	ND(10)	ND(10)	ND(10)	ND(50)	
	07/23/2007	0.51 J	203	ND(1.0)	ND(1.0)	204 J	1.8	ND(5.0)	ND(5.0)	ND(5.0)	ND(25)	
	08/22/2007	ND(5.0)	179	ND(5.0)	ND(5.0)	179	ND(5.0)	ND(25)	ND(25)	ND(25)	ND(130)	
	09/17/2007	0.36 J	110	ND(1.0)	ND(1.0)	110 J	1.5	ND(5.0)	ND(5.0)	ND(5.0)	ND(25)	
	10/15/2007	0.55 J	2.4	ND(1.0)	ND(1.0)	3.0 J	2.2	ND(5.0)	ND(5.0)	ND(5.0)	ND(25)	
	11/02/2007	0.23 J	58.3	ND(1.0)	ND(1.0)	58.5 J	7.7	ND(5.0)	ND(5.0)	ND(5.0)	ND(25)	
	12/10/2007	0.57 J	145	ND(1.0)	ND(1.0)	146 J	1.8	ND(5.0)	ND(5.0)	ND(5.0)	ND(25)	
	01/11/2008	0.48 J	136	ND(1.0)	ND(1.0)	136 J	1.8	ND(5.0)	ND(5.0)	ND(5.0)	ND(25)	
	02/22/2008	0.43 J	118	ND(1.0)	ND(1.0)	118 J	2.4	ND(5.0)	ND(5.0)	ND(5.0)	8.7 J	
	03/12/2008	0.39 J	55.3	ND(1.0)	ND(1.0)	55.7 J	2.9	ND(5.0)	ND(5.0)	ND(5.0)	6 J	
	04/25/2008	0.39 J	113	ND(1.0)	ND(1.0)	113 J	3.5	ND(5.0)	ND(5.0)	ND(5.0)	ND(25)	
	05/22/2008	0.29 J	32.9	ND(1.0)	ND(1.0)	33.2 J	2.6	ND(5.0)	ND(5.0)	ND(5.0)	ND(25)	
	08/15/2008	0.36 J	68.1	ND(1.0)	ND(1.0)	68.5 J	2.9	ND(5.0)	ND(5.0)	ND(5.0)	ND(25)	
	12/12/2008	ND(1.0)	1.6	ND(1.0)	ND(1.0)	1.6	0.76 J	ND(5.0)	ND(5.0)	ND(5.0)	ND(25)	
	03/23/2009	0.31 J	29.7	ND(1.0)	ND(1.0)	30.0 J	3.5	ND(5.0)	ND(5.0)	ND(5.0)	ND(25)	
	06/23/2009	ND(1.0)	2.3	ND(1.0)	ND(1.0)	2.3	1	ND(5.0)	ND(5.0)	ND(5.0)	ND(25)	
	09/08/2009	ND(1.0)	4.6	ND(1.0)	ND(1.0)	4.6	2	ND(5.0)	ND(5.0)	ND(5.0)	ND(25)	
	12/14/2009	0.23 J	1.1	ND(1.0)	ND(1.0)	1.3 J	0.53 J	ND(5.0)	ND(5.0)	ND(5.0)	ND(25)	
	03/04/2010	0.36 J	3	ND(1.0)	ND(1.0)	3 J	3.6	ND(5.0)	ND(5.0)	ND(5.0)	11.9 J	
	06/15/2010	0.24 J	2.3	ND(1.0)	ND(1.0)	2.5 J	3.9	ND(5.0)	ND(5.0)	ND(5.0)	ND(25)	
	09/13/2010	ND(1.0)	0.76 J	ND(1.0)	ND(1.0)	0.76 J	4.5	ND(5.0)	ND(5.0)	ND(5.0)	ND(25)	
	12/17/2010	0.27 J	0.35 J	ND(1.0)	ND(1.0)	0.62 J	4.2	ND(5.0)	ND(5.0)	ND(5.0)	ND(25)	
	03/07/2011	0.29 J	ND(1.0)	ND(1.0)	ND(1.0)	0.29 J	5.5	ND(5.0)	ND(5.0)	ND(5.0)	ND(25)	
	06/10/2011	ND(1.0)	3.5	ND(1.0)	ND(1.0)	3.5	1.3	ND(5.0)	ND(5.0)	ND(5.0)	ND(25)	
	09/01/2011	0.23 J	6.3	ND(1.0)	ND(1.0)	6.5 J	5.9	ND(5.0)	ND(5.0)	ND(5.0)	ND(25)	
	12/05/2011	ND(1.0)	0.65 J	ND(1.0)	ND(1.0)	0.65 J	6.3	ND(5.0)	ND(5.0)	ND(5.0)	16.6 J	
	03/08/2012	ND(1.0)	2.9	ND(1.0)	ND(1.0)	2.9	6	ND(5.0)	ND(5.0)	ND(5.0)	ND(25)	
	06/05/2012	ND(1.0)	3.2	ND(1.0)	ND(1.0)	3.2	6.2	ND(5.0)	ND(5.0)	ND(5.0)	ND(25)	
	09/06/2012	ND(1.0)	0.36 J	ND(1.0)	ND(1.0)	0.36 J	ND(1.0)	ND(5.0)	ND(5.0)	ND(5.0)	ND(25)	
	12/11/2012	ND(1.0)	1.6	ND(1.0)	ND(1.0)	1.6	6.4	ND(5.0)	ND(5.0)	ND(5.0)	ND(25)	
	03/12/2013	0.57 J	ND(1.0)	ND(1.0)	ND(1.0)	0.57 J	10.1	0.21 J	ND(5.0)	ND(5.0)	13.3 J	
	06/10/2013	ND(1.0)	4.2	ND(1.0)	ND(1.0)	4.2	7.1	ND(5.0)	ND(5.0)	ND(5.0)	ND(25)	
09/10/2013	ND(1.0)	4.8	ND(1.0)	ND(1.0)	4.8	6.1	ND(5.0)	ND(5.0)	ND(5.0)	10.2 J		
12/09/2013	ND(1.0)	ND(1.0)	ND(1.0)	ND(1.0)	BRL	11.6	ND(5.0)	ND(5.0)	ND(5.0)	14.1 J		
03/12/2014	ND(1.0)	ND(1.0)	ND(1.0)	ND(1.0)	BRL	9.0	ND(5.0)	ND(5.0)	ND(5.0)	ND(25)		

TABLE 1

**Summary of Groundwater Analytical Results
Inactive Exxon Facility #28077
14528 Jarrettsville Pike
Phoenix, Maryland**

August 8, 2005 through January 22, 2019

Sample ID	Date	Benzene (µg/L)	Toluene (µg/L)	Ethyl- benzene (µg/L)	Total Xylenes (µg/L)	Total BTEX (µg/L)	MTBE (µg/L)	DIPE (µg/L)	ETBE (µg/L)	TAME (µg/L)	TBA (µg/L)	Comments
MW-56C(320-325)	06/04/2014	ND(0.50)	ND(1.0)	ND(1.0)	ND(1.0)	BRL	3.0	ND(2.0)	ND(5.0)	ND(5.0)	ND(25)	
	09/09/2014	ND(0.50)	ND(1.0)	ND(1.0)	ND(1.0)	BRL	ND(1.0)	ND(2.0)	ND(2.0)	ND(2.0)	ND(10)	
	12/04/2014	ND(0.50)	ND(1.0)	ND(1.0)	ND(1.0)	BRL	ND(1.0)	ND(2.0)	ND(2.0)	ND(2.0)	ND(10)	
	03/16/2015	ND(1)	ND(1)	ND(1)	ND(1)	BRL	ND(1)	ND(1)	ND(1)	ND(1)	ND(5)	
	06/04/2015	ND(1)	3	ND(1)	ND(1)	3	4	ND(1)	ND(1)	ND(1)	3 J	
	09/30/2015	ND(1)	3	ND(1)	ND(1)	3	2	ND(1)	ND(1)	ND(1)	ND(20)	
	12/28/2015	ND(1)	ND(1)	ND(1)	ND(1)	BRL	ND(1)	ND(1)	ND(1)	ND(1)	ND(5)	
	03/29/2016	ND(1)	ND(1)	ND(1)	ND(1)	BRL	ND(1)	ND(1)	ND(1)	ND(1)	ND(5)	
	06/30/2016	ND(1)	ND(1)	ND(1)	ND(1)	BRL	ND(1)	ND(1)	ND(1)	ND(1)	ND(5)	
	10/05/2016	ND(1)	ND(1)	ND(1)	ND(1)	BRL	ND(1)	ND(1)	ND(1)	ND(1)	ND(20)	
	12/19/2016	ND(1)	ND(1)	ND(1)	ND(1)	BRL	0.6 J	ND(1)	ND(1)	ND(1)	ND(20)	
	03/27/2017	ND(1)	ND(1)	ND(1)	ND(1)	BRL	0.9 J	ND(1)	ND(1)	ND(1)	ND(5)	
	06/30/2017	ND(1)	ND(1)	ND(1)	ND(1)	BRL	ND(1)	ND(1)	ND(1)	ND(1)	ND(5)	
	09/29/2017	ND(1)	2	ND(1)	ND(1)	2	ND(1)	ND(1)	ND(1)	ND(1)	ND(20)	
	12/29/2017	ND(1)	ND(1)	ND(1)	ND(1)	BRL	ND(1)	ND(1)	ND(1)	ND(1)	ND(5)	
	02/16/2018	ND(1)	ND(1)	ND(1)	ND(1)	BRL	ND(1)	ND(1)	ND(1)	ND(1)	ND(5)	
05/22/2018	ND(1)	ND(1)	ND(1)	ND(1)	BRL	ND(1)	ND(1)	ND(1)	ND(1)	ND(5)		
08/21/2018	ND(1)	4	ND(1)	ND(5)	4	1	ND(1)	ND(1)	ND(1)	ND(25)		
12/17/2018	ND(1)	2	ND(1)	ND(5)	2	0.5 J	ND(1)	ND(1)	ND(1)	ND(25)		
MW-71	03/16/2006	ND(20)	ND(20)	ND(20)	ND(20)	BRL	5880	11 J	41.3 J	176	ND(500)	
	03/18/2006	0.5 J	0.2 J	ND(1.0)	ND(1.0)	0.7 J	11200	25.1	93.7	358	22.5 J	
	03/20/2006	ND(10)	ND(10)	ND(10)	ND(10)	BRL	7980	12.1 J	57.1	250	ND(250)	
	03/21/2006	ND(50)	ND(50)	ND(50)	ND(50)	BRL	8270	ND(250)	43.4 J	185 J	ND(1300)	
	03/22/2006	0.37 J	ND(1.0)	ND(1.0)	ND(1.0)	0.37 J	8870	21.2	74.3	247 J	74.5	
	03/23/2006	ND(10)	ND(10)	ND(10)	ND(10)	BRL	6360	11 J	46 J	200	ND(250)	
	03/24/2006	ND(20)	ND(20)	ND(20)	ND(20)	BRL	8420	12 J	49.9 J	242	ND(500)	
	03/25/2006	ND(10)	ND(10)	ND(10)	ND(10)	BRL	5970	10.8 J	42.8 J	181	ND(250)	
	03/27/2006	ND(10)	ND(10)	ND(10)	ND(10)	BRL	7060	13.1 J	57.5	236	ND(250)	
	03/28/2006	ND(10)	ND(10)	ND(10)	ND(10)	BRL	8530	11 J	48.4 J	219	ND(250)	
	03/29/2006	ND(20)	ND(20)	ND(20)	ND(20)	BRL	6620	11.8 J	43.4 J	185	ND(500)	
	03/30/2006	ND(10)	ND(10)	ND(10)	ND(10)	BRL	6890	16.4 J	59.5	222	ND(250)	
	03/31/2006	ND(20)	ND(20)	ND(20)	ND(20)	BRL	5060	12.7 J	47.4 J	183	ND(500)	
	04/01/2006	ND(10)	ND(10)	ND(10)	ND(10)	BRL	5030	10.5 J	36.8 J	142	ND(250)	
	04/03/2006	ND(5.0)	ND(5.0)	ND(5.0)	ND(5.0)	BRL	4370	11 J	38.8	148	ND(130)	
04/04/2006	ND(20)	ND(20)	ND(20)	ND(20)	BRL	2700	ND(100)	18.6 J	73.8 J	ND(500)		

TABLE 1

**Summary of Groundwater Analytical Results
Inactive Exxon Facility #28077
14528 Jarrettsville Pike
Phoenix, Maryland**

August 8, 2005 through January 22, 2019

Sample ID	Date	Benzene (µg/L)	Toluene (µg/L)	Ethyl- benzene (µg/L)	Total Xylenes (µg/L)	Total BTEX (µg/L)	MTBE (µg/L)	DIPE (µg/L)	ETBE (µg/L)	TAME (µg/L)	TBA (µg/L)	Comments
MW-71	04/05/2006	ND(10)	ND(10)	ND(10)	ND(10)	BRL	3700	7.2 J	26.4 J	105	ND(250)	
	04/06/2006	ND(20)	ND(20)	ND(20)	ND(20)	BRL	2750	ND(100)	20.1 J	78.8 J	ND(500)	
	04/07/2006	ND(10)	ND(10)	ND(10)	ND(10)	BRL	4210	8.7 J	29 J	117	ND(250)	
	04/08/2006	ND(1.0)	ND(1.0)	ND(1.0)	ND(1.0)	BRL	4030	9.4	33.5	122	ND(25)	
	04/10/2006	ND(5.0)	ND(5.0)	ND(5.0)	ND(5.0)	BRL	3410	8 J	30.3	107	ND(130)	
	04/11/2006	ND(20)	ND(20)	ND(20)	ND(20)	BRL	2480	ND(100)	15.4 J	60.7 J	ND(500)	
	04/12/2006	ND(20)	ND(20)	ND(20)	ND(20)	BRL	2110	ND(100)	19 J	59.1 J	ND(500)	
	04/13/2006	ND(10)	ND(10)	ND(10)	ND(10)	BRL	2300	ND(50)	13.9 J	55.6	ND(250)	
	04/14/2006	ND(5.0)	ND(5.0)	ND(5.0)	ND(5.0)	BRL	2000	3.4 J	13.8 J	52.6	ND(130)	
	04/17/2006	ND(5.0)	ND(5.0)	ND(5.0)	ND(5.0)	BRL	1640	2.6 J	10 J	39.4	ND(130)	
	04/18/2006	ND(10)	ND(10)	ND(10)	ND(10)	BRL	1390	ND(50)	7.6 J	31.1 J	ND(250)	
	04/19/2006	ND(5.0)	ND(5.0)	ND(5.0)	ND(5.0)	BRL	1540	3.5 J	10.9 J	42.8	ND(130)	
	04/20/2006	ND(2)	ND(2)	ND(2)	ND(2)	BRL	2060	3.9 J	16.8	57.2	ND(50)	
	04/21/2006	ND(10)	ND(10)	ND(10)	ND(10)	BRL	2540	4.7 J	17.1 J	61.5	ND(250)	
	04/24/2006	ND(10)	ND(10)	ND(10)	ND(10)	BRL	2060	4.1 J	16.1 J	55.6	ND(250)	
	04/25/2006	ND(1.0)	ND(1.0)	ND(1.0)	ND(1.0)	BRL	2090	3.3 J	14.2	53.6	ND(25)	
	04/26/2006	ND(2)	ND(2)	ND(2)	ND(2)	BRL	2030	4.4 J	17	63.1	ND(50)	
	04/27/2006	ND(10)	ND(10)	ND(10)	ND(10)	BRL	1570	ND(50)	10.2 J	40.6 J	ND(250)	
	04/28/2006	ND(2)	ND(2)	ND(2)	ND(2)	BRL	2120	2.8 J	13.5	59.9	ND(50)	
	05/01/2006	ND(10)	ND(10)	ND(10)	ND(10)	BRL	1320	ND(50)	8.3 J	32.7 J	ND(250)	
	05/02/2006	ND(5.0)	ND(5.0)	ND(5.0)	ND(5.0)	BRL	1450	2 J	8 J	36.1	ND(130)	
	05/03/2006	ND(5.0)	ND(5.0)	ND(5.0)	ND(5.0)	BRL	1200	ND(25)	5.7 J	25.7	ND(130)	
	05/04/2006	ND(5.0)	ND(5.0)	ND(5.0)	ND(5.0)	BRL	1640	1.9 J	7.2 J	38.4	ND(130)	
	05/05/2006	ND(1.0)	ND(1.0)	ND(1.0)	ND(1.0)	BRL	1190	1.8 J	7.4	32.1	ND(25)	
	05/08/2006	ND(10)	ND(10)	ND(10)	ND(10)	BRL	2250	4.2 J	16.7 J	72.4	ND(250)	
	05/15/2006	ND(10)	ND(10)	ND(10)	ND(10)	BRL	3230	6.3 J	24.7 J	91.5	ND(250)	
	05/16/2006	10.3	30	ND(10)	9	49	3490	6.2 J	23.2 J	107	ND(250)	
	05/17/2006	ND(5.0)	ND(5.0)	ND(5.0)	ND(5.0)	BRL	2500	5.9 J	20.9 J	74.6	ND(130)	
	05/18/2006	ND(20)	ND(20)	ND(20)	ND(20)	BRL	2440	ND(100)	17.6 J	77.5 J	ND(500)	
	05/23/2006	ND(10)	ND(10)	ND(10)	ND(10)	BRL	1650	ND(50)	19.2 J	72.3	ND(250)	
	05/31/2006	ND(10)	ND(10)	ND(10)	ND(10)	BRL	4090	7.6 J	30 J	153	ND(250)	
	06/07/2006	ND(5.0)	ND(5.0)	ND(5.0)	ND(5.0)	BRL	4950	8 J	32.4	161	ND(130)	
	06/13/2006	ND(20)	ND(20)	ND(20)	ND(20)	BRL	4450	ND(100)	35.3 J	173	ND(500)	
	06/20/2006	ND(10)	ND(10)	ND(10)	ND(10)	BRL	5240	15.2 J	50	233	ND(250)	
	06/28/2006	ND(10)	ND(10)	ND(10)	ND(10)	BRL	2620	NA	NA	NA	131 J	

TABLE 1

**Summary of Groundwater Analytical Results
Inactive Exxon Facility #28077
14528 Jarrettsville Pike
Phoenix, Maryland**

August 8, 2005 through January 22, 2019

Sample ID	Date	Benzene (µg/L)	Toluene (µg/L)	Ethyl- benzene (µg/L)	Total Xylenes (µg/L)	Total BTEX (µg/L)	MTBE (µg/L)	DIPE (µg/L)	ETBE (µg/L)	TAME (µg/L)	TBA (µg/L)	Comments
MW-71	07/06/2006	ND(1.0)	ND(1.0)	ND(1.0)	ND(1.0)	BRL	911	NA	NA	NA	36.8	
	07/14/2006	ND(2)	ND(2)	ND(2)	ND(2)	BRL	420	NA	NA	NA	ND(50)	
	07/20/2006	ND(1.0)	ND(1.0)	ND(1.0)	ND(1.0)	BRL	676	NA	NA	NA	15.1 J	
	07/26/2006	ND(1.0)	ND(1.0)	ND(1.0)	ND(1.0)	BRL	695	NA	NA	NA	ND(25)	
	08/02/2006	ND(1.0)	ND(1.0)	ND(1.0)	ND(1.0)	BRL	306	NA	NA	NA	ND(25)	
	08/24/2006	ND(5.0)	ND(5.0)	ND(5.0)	ND(5.0)	BRL	1840	NA	NA	NA	ND(130)	
	09/22/2006	ND(2.5)	ND(2.5)	ND(2.5)	ND(2.5)	BRL	1590	NA	NA	NA	ND(63)	
	10/18/2006	ND(1.0)	ND(1.0)	ND(1.0)	ND(1.0)	BRL	1310	NA	NA	NA	ND(25)	
	11/09/2006	ND(1.0)	ND(1.0)	ND(1.0)	ND(1.0)	BRL	1210	NA	NA	NA	ND(25)	
	12/20/2006	ND(1.0)	ND(1.0)	ND(1.0)	ND(1.0)	BRL	104	0.63 J	4.2 J	0.57 J	ND(25)	
	01/16/2007	ND(1.0)	ND(1.0)	ND(1.0)	ND(1.0)	BRL	28.6	0.59 J	3.1 J	ND(5.0)	ND(25)	
	02/13/2007	ND(1.0)	ND(1.0)	ND(1.0)	ND(1.0)	BRL	10.3	0.65 J	3.1 J	ND(5.0)	ND(25)	
	03/13/2007	ND(1.0)	ND(1.0)	ND(1.0)	ND(1.0)	BRL	3.4	0.53 J	2.5 J	ND(5.0)	ND(25)	
	04/10/2007	ND(1.0)	ND(1.0)	ND(1.0)	ND(1.0)	BRL	3.3	0.62 J	2.7 J	ND(5.0)	ND(25)	
	05/08/2007	ND(1.0)	ND(1.0)	ND(1.0)	ND(1.0)	BRL	1.4	ND(5.0)	0.46 J	ND(5.0)	ND(25)	
	06/06/2007	ND(1.0)	ND(1.0)	ND(1.0)	ND(1.0)	BRL	1.3	0.32 J	0.77 J	ND(5.0)	ND(25)	
	07/17/2007	ND(1.0)	ND(1.0)	ND(1.0)	ND(1.0)	BRL	0.92 J	ND(5.0)	0.7 J	ND(5.0)	ND(25)	
	08/15/2007	ND(1.0)	ND(1.0)	ND(1.0)	ND(1.0)	BRL	0.93 J	ND(5.0)	ND(5.0)	ND(5.0)	ND(25)	
	09/14/2007	ND(1.0)	ND(1.0)	ND(1.0)	ND(1.0)	BRL	7.8	ND(5.0)	0.5 J	ND(5.0)	ND(25)	
	10/09/2007	ND(1.0)	ND(1.0)	ND(1.0)	ND(1.0)	BRL	0.73 J	ND(5.0)	0.73 J	ND(5.0)	ND(25)	
	10/30/2007	ND(1.0)	ND(1.0)	ND(1.0)	ND(1.0)	BRL	0.58 J	ND(5.0)	ND(5.0)	ND(5.0)	ND(25)	
	12/03/2007	ND(1.0)	ND(1.0)	ND(1.0)	ND(1.0)	BRL	1.6	ND(5.0)	1.2 J	ND(5.0)	ND(25)	
	01/09/2008	ND(1.0)	ND(1.0)	ND(1.0)	ND(1.0)	BRL	0.78 J	ND(5.0)	0.61 J	ND(5.0)	ND(25)	
	02/19/2008	ND(1.0)	ND(1.0)	ND(1.0)	ND(1.0)	BRL	0.61 J	ND(5.0)	ND(5.0)	ND(5.0)	ND(25)	
	03/18/2008	ND(1.0)	ND(1.0)	ND(1.0)	ND(1.0)	BRL	0.41 J	ND(5.0)	ND(5.0)	ND(5.0)	ND(25)	
	04/22/2008	ND(1.0)	ND(1.0)	ND(1.0)	ND(1.0)	BRL	ND(1.0)	ND(5.0)	ND(5.0)	ND(5.0)	ND(25)	
	05/16/2008	ND(1.0)	ND(1.0)	ND(1.0)	ND(1.0)	BRL	1.2	ND(5.0)	ND(5.0)	ND(5.0)	ND(25)	
	08/29/2008	ND(1.0)	ND(1.0)	ND(1.0)	ND(1.0)	BRL	0.42 J	ND(5.0)	ND(5.0)	ND(5.0)	ND(25)	
	12/29/2008	ND(1.0)	ND(1.0)	ND(1.0)	ND(1.0)	BRL	0.45 J	ND(5.0)	ND(5.0)	ND(5.0)	ND(25)	
	03/25/2009	ND(1.0)	ND(1.0)	ND(1.0)	ND(1.0)	BRL	ND(1.0)	ND(5.0)	ND(5.0)	ND(5.0)	ND(25)	
06/09/2009	ND(1.0)	ND(1.0)	ND(1.0)	ND(1.0)	BRL	0.39 J	ND(5.0)	0.21 J	ND(5.0)	ND(25)		
09/15/2009	0.25 J	ND(1.0)	ND(1.0)	ND(1.0)	0.25 J	ND(1.0)	ND(5.0)	ND(5.0)	ND(5.0)	ND(25)		
12/15/2009	ND(1.0)	ND(1.0)	ND(1.0)	ND(1.0)	BRL	0.25 J	ND(5.0)	ND(5.0)	ND(5.0)	ND(25)		
03/16/2010	ND(1.0)	ND(1.0)	ND(1.0)	ND(1.0)	BRL	ND(1.0)	ND(5.0)	ND(5.0)	ND(5.0)	ND(25)		
06/21/2010	ND(1.0)	ND(1.0)	ND(1.0)	ND(1.0)	BRL	ND(1.0)	ND(5.0)	ND(5.0)	ND(5.0)	ND(25)		

TABLE 1

**Summary of Groundwater Analytical Results
Inactive Exxon Facility #28077
14528 Jarrettsville Pike
Phoenix, Maryland**

August 8, 2005 through January 22, 2019

Sample ID	Date	Benzene (µg/L)	Toluene (µg/L)	Ethyl- benzene (µg/L)	Total Xylenes (µg/L)	Total BTEX (µg/L)	MTBE (µg/L)	DIPE (µg/L)	ETBE (µg/L)	TAME (µg/L)	TBA (µg/L)	Comments
MW-71	07/26/2010	ND(1.0)	ND(1.0)	ND(1.0)	ND(1.0)	BRL	ND(1.0)	ND(5.0)	ND(5.0)	ND(5.0)	ND(25)	
	09/09/2010	0.33 J	0.39 J	ND(1.0)	ND(1.0)	0.72 J	ND(1.0)	ND(5.0)	ND(5.0)	ND(5.0)	ND(25)	
	12/14/2010	ND(1.0)	ND(1.0)	ND(1.0)	ND(1.0)	BRL	ND(1.0)	ND(5.0)	ND(5.0)	ND(5.0)	ND(25)	
	03/22/2011	ND(1.0)	ND(1.0)	ND(1.0)	ND(1.0)	BRL	ND(1.0)	ND(5.0)	ND(5.0)	ND(5.0)	ND(25)	
	06/20/2011	ND(1.0)	ND(1.0)	ND(1.0)	ND(1.0)	BRL	ND(1.0)	ND(5.0)	ND(5.0)	ND(5.0)	ND(25)	
	09/20/2011	ND(1.0)	ND(1.0)	ND(1.0)	ND(1.0)	BRL	ND(1.0)	ND(5.0)	ND(5.0)	ND(5.0)	ND(25)	
	12/19/2011	ND(1.0)	ND(1.0)	ND(1.0)	ND(1.0)	BRL	ND(1.0)	ND(5.0)	ND(5.0)	ND(5.0)	ND(25)	
	03/14/2012	ND(1.0)	0.17 J	ND(1.0)	ND(1.0)	0.17 J	ND(1.0)	ND(5.0)	ND(5.0)	ND(5.0)	ND(25)	
	06/18/2012	ND(1.0)	ND(1.0)	ND(1.0)	ND(1.0)	BRL	ND(1.0)	ND(5.0)	ND(5.0)	ND(5.0)	ND(25)	
	09/17/2012	ND(1.0)	ND(1.0)	ND(1.0)	ND(1.0)	BRL	ND(1.0)	ND(5.0)	ND(5.0)	ND(5.0)	ND(25)	
	12/20/2012	ND(1.0)	ND(1.0)	ND(1.0)	ND(1.0)	BRL	ND(1.0)	ND(5.0)	ND(5.0)	ND(5.0)	ND(25)	
	03/14/2013	ND(1.0)	ND(1.0)	ND(1.0)	ND(1.0)	BRL	ND(1.0)	ND(5.0)	ND(5.0)	ND(5.0)	ND(25)	
	06/12/2013	ND(1.0)	ND(1.0)	ND(1.0)	ND(1.0)	BRL	ND(1.0)	ND(5.0)	ND(5.0)	ND(5.0)	ND(25)	
	09/18/2013	ND(1.0)	ND(1.0)	ND(1.0)	ND(1.0)	BRL	ND(1.0)	ND(5.0)	ND(5.0)	ND(5.0)	ND(25)	
	11/26/2013	ND(1.0)	ND(1.0)	ND(1.0)	ND(1.0)	BRL	ND(1.0)	ND(5.0)	ND(5.0)	ND(5.0)	ND(25)	
	12/19/2013	ND(1.0)	ND(1.0)	ND(1.0)	ND(1.0)	BRL	ND(1.0)	ND(5.0)	ND(5.0)	ND(5.0)	ND(25)	
	01/29/2014	ND(1.0)	ND(1.0)	ND(1.0)	ND(1.0)	BRL	ND(1.0)	ND(5.0)	ND(5.0)	ND(5.0)	ND(25)	
	02/20/2014	ND(1.0)	ND(1.0)	ND(1.0)	ND(1.0)	BRL	ND(1.0)	ND(5.0)	ND(5.0)	ND(5.0)	ND(25)	
	03/19/2014	ND(0.50)	ND(1.0)	ND(0.50)	ND(1.0)	BRL	ND(1.0)	0.74 J	ND(5.0)	ND(5.0)	ND(25)	
	04/23/2014	ND(0.50)	ND(1.0)	ND(0.50)	ND(1.0)	BRL	ND(1.0)	ND(2.0)	ND(5.0)	ND(5.0)	ND(25)	
	05/27/2014	ND(0.50)	ND(1.0)	ND(1.0)	ND(1.0)	BRL	ND(1.0)	0.28 J	ND(5.0)	ND(5.0)	ND(25)	
	06/18/2014	ND(0.50)	ND(1.0)	ND(1.0)	ND(1.0)	BRL	ND(1.0)	ND(2.0)	ND(5.0)	ND(5.0)	ND(25)	
	07/31/2014	ND(0.50)	ND(1.0)	ND(1.0)	ND(1.0)	BRL	0.81 J	2.8	ND(5.0)	ND(5.0)	ND(25)	
	09/17/2014	ND(0.50)	ND(1.0)	ND(1.0)	ND(1.0)	BRL	ND(1.0)	ND(2.0)	ND(2.0)	ND(2.0)	ND(10)	
	12/12/2014	ND(0.50)	ND(1.0)	ND(1.0)	ND(1.0)	BRL	ND(1.0)	ND(2.0)	ND(2.0)	ND(2.0)	ND(10)	
	03/19/2015	ND(1)	ND(1)	ND(1)	ND(1)	BRL	ND(1)	ND(1)	ND(1)	ND(1)	ND(5)	
	06/17/2015	ND(1)	ND(1)	ND(1)	ND(1)	BRL	ND(1)	ND(1)	ND(1)	ND(1)	ND(5)	
	09/28/2015	ND(1)	ND(1)	ND(1)	ND(1)	BRL	ND(1)	ND(1)	ND(1)	ND(1)	ND(20)	
	12/17/2015	ND(1)	ND(1)	ND(1)	ND(1)	BRL	ND(1)	ND(1)	ND(1)	ND(1)	ND(5)	
	03/28/2016	ND(1)	ND(1)	ND(1)	ND(1)	BRL	ND(1)	ND(1)	ND(1)	ND(1)	ND(5)	
06/16/2016	ND(1)	ND(1)	ND(1)	ND(1)	BRL	ND(1)	ND(1)	ND(1)	ND(1)	ND(5)		
09/21/2016	ND(1)	ND(1)	ND(1)	ND(1)	BRL	ND(1)	ND(1)	ND(1)	ND(1)	ND(20)		
12/19/2016	ND(1)	ND(1)	ND(1)	ND(1)	BRL	ND(1)	ND(1)	ND(1)	ND(1)	ND(5)		
03/21/2017	ND(1)	ND(1)	ND(1)	ND(1)	BRL	ND(1)	ND(1)	ND(1)	ND(1)	ND(5)		
06/26/2017	ND(1)	ND(1)	ND(1)	ND(1)	BRL	ND(1)	ND(1)	ND(1)	ND(1)	ND(5)		

TABLE 1

**Summary of Groundwater Analytical Results
Inactive Exxon Facility #28077
14528 Jarrettsville Pike
Phoenix, Maryland**

August 8, 2005 through January 22, 2019

Sample ID	Date	Benzene (µg/L)	Toluene (µg/L)	Ethyl- benzene (µg/L)	Total Xylenes (µg/L)	Total BTEX (µg/L)	MTBE (µg/L)	DIPE (µg/L)	ETBE (µg/L)	TAME (µg/L)	TBA (µg/L)	Comments
MW-71	09/14/2017	ND(1)	ND(1)	ND(1)	ND(1)	BRL	ND(1)	ND(1)	ND(1)	ND(1)	ND(20)	
	12/12/2017	ND(1)	ND(1)	ND(1)	ND(1)	BRL	ND(1)	ND(1)	ND(1)	ND(1)	ND(5)	
	02/14/2018	ND(1)	ND(1)	ND(1)	ND(1)	BRL	ND(1)	ND(1)	ND(1)	ND(1)	ND(20)	
	08/07/2018	ND(1)	ND(1)	ND(1)	ND(1)	BRL	ND(1)	ND(1)	ND(1)	ND(1)	ND(20)	
MW-73C(128)	10/03/2014	0.52	17.6	ND(1.0)	0.22 J	18.3 J	295	1.5 J	5.9	18.0	156	
	11/06/2014	0.39 J	10.3	ND(1.0)	0.50 J	11.2 J	266	1.6 J	6.4	22.2	155	
	12/15/2014	0.46 J	17.7	ND(1.0)	0.54 J	18.7 J	316	2.2	7.6	20.2	158	
MW-73C(148.5)	10/03/2014	0.63	5.9	ND(1.0)	0.28 J	6.8 J	296	1.7 J	6.8	20.0	173	
	11/06/2014	0.28 J	1.6	ND(1.0)	0.27 J	2.2 J	286	1.4 J	5.3	18.7	114	
	12/15/2014	0.39 J	4.9	ND(1.0)	0.21 J	5.5 J	236	1.5 J	5.4	14.9	92.7	
MW-73C(166.5)	10/03/2014	0.63	8.8	ND(1.0)	0.34 J	9.8 J	395	2.4	9.5	27.8	262	
	11/06/2014	0.33 J	2.6	ND(1.0)	0.21 J	3.1 J	298	2.0	7.9	26.8	192	
	12/15/2014	0.39 J	6.4	ND(1.0)	0.21 J	7.0 J	262	1.6 J	5.6	15.3	100	
MW-73C(185)	10/03/2014	0.71	7.4	ND(1.0)	0.55 J	8.7 J	731	4.7	19.7	55.3	586	
	11/06/2014	0.57	1.6	ND(1.0)	0.51 J	2.7 J	445	3.9	15.7	51.4	415	
	12/15/2014	0.37 J	2.2	ND(1.0)	0.21 J	2.8 J	236	1.5 J	5.0	13.9	82.8	
MW-73C(205)	10/03/2014	0.68	9.2	ND(1.0)	0.48 J	10.4 J	632	3.2	13.0	37.2	382	
	11/06/2014	0.79	13.0	ND(1.0)	0.66 J	14.5 J	999	5.7	22.9	73.5	633	
	12/15/2014	0.46 J	4.8	ND(1.0)	0.51 J	5.8 J	404	3.0	11.4	29.0	220	
MW-73C(259.5)	10/03/2014	ND(5.0)	9.0 J	ND(10)	ND(10)	9.0 J	1190	8.8 J	35.2	93.5	1070	
	11/06/2014	1.3	25.9	ND(1.0)	0.92 J	28.1 J	957	10.6	42.3	131	873	
	12/15/2014	1.5 J	4.8 J	ND(5.0)	ND(5.0)	6.3 J	2280	17.0	66.3	154	1470	
MW-73C(295)	10/03/2014	ND(10)	ND(20)	ND(20)	ND(20)	BRL	2070	15.6 J	60.7	164	1980	
	11/06/2014	ND(1.3)	28.6	ND(2.5)	ND(2.5)	28.6	400	2.5 J	10.2	35.0	340	
	12/15/2014	1.6 J	3.8 J	ND(5.0)	ND(5.0)	5.4 J	1710	19.1	68.9	162	1270	
MW-73C(AP)	11/25/2013	31.1	124	4.5 J	7.3 J	167 J	5070	15.9 J	91.5 J	394	1180	
	12/09/2013	24.1	ND(20)	ND(20)	ND(20)	24.1	5430	20.0 J	88.4 J	399	1080	
	01/13/2014	0.85 J	53.9	0.32 J	0.44 J	55.5 J	46.7	ND(5.0)	0.62 J	2.8 J	ND(25)	
	01/30/2014	ND(1.0)	ND(1.0)	ND(1.0)	ND(1.0)	BRL	5600	17.2	84.3	409	3200	
	02/14/2014	21.5	20.2	4.9	10.1	56.7	2810	17.2	73.9	245	1990	
	03/12/2014	ND(5.0)	ND(10)	ND(5.0)	ND(10)	BRL	3700	22.7	89.7	314	1790	
	04/08/2014	ND(13)	ND(25)	ND(13)	ND(25)	BRL	3350	24.3 J	83.9 J	269	1710	
	05/13/2014	ND(2.5)	ND(5.0)	ND(2.5)	ND(5.0)	BRL	2410	17.3	65.4	188	1930	
06/11/2014	ND(5.0)	ND(10)	ND(10)	ND(10)	BRL	2060	18.8 J	71.1	188	1990		

TABLE 1

**Summary of Groundwater Analytical Results
Inactive Exxon Facility #28077
14528 Jarrettsville Pike
Phoenix, Maryland**

August 8, 2005 through January 22, 2019

Sample ID	Date	Benzene (µg/L)	Toluene (µg/L)	Ethyl- benzene (µg/L)	Total Xylenes (µg/L)	Total BTEX (µg/L)	MTBE (µg/L)	DIPE (µg/L)	ETBE (µg/L)	TAME (µg/L)	TBA (µg/L)	Comments
MW-73C(AP)	07/23/2014	ND(2.5)	1.7 J	ND(5.0)	ND(5.0)	1.7 J	2760	22.6	87.5	242	2940	
	08/19/2014	ND(2.5)	ND(5.0)	ND(5.0)	ND(5.0)	BRL	2730	20.6	77.4	223	1960	
	09/12/2014	1.9 J	1.8 J	ND(5.0)	ND(5.0)	3.7 J	1880	16.1	59.9	168	1760	
MW-73C(BP)	11/25/2013	ND(5.0)	10.1	ND(5.0)	ND(5.0)	10.1	2330	2.6 J	24.7 J	137	1090	
	12/09/2013	100	47.9	4.8 J	5.6 J	158 J	4890	22.2 J	92.0 J	398	1150	
	01/13/2014	17.1 J	ND(25)	ND(25)	ND(25)	17.1 J	4210	15.3 J	69.0 J	309	1070	
	01/30/2014	ND(25)	ND(25)	ND(25)	ND(25)	BRL	4570	17.0 J	76.0 J	341	1220	
	02/14/2014	5.5	6.7	1.6	3.0	16.8	1930	10.3	47.0	162	1380	
	03/12/2014	ND(2.5)	ND(5.0)	1.1 J	1.8 J	2.9 J	2140	12.0	49.8	188	1160	
	04/08/2014	ND(10)	ND(20)	ND(10)	ND(20)	BRL	2210	10.6 J	45.0 J	160	1050	
	05/13/2014	ND(2.5)	ND(5.0)	ND(2.5)	ND(5.0)	BRL	2270	17.3	65.8	188	1610	
	06/11/2014	ND(5.0)	ND(10)	ND(10)	ND(10)	BRL	1680	13.8 J	51.4	144	1550	
	07/23/2014	0.68	0.61 J	ND(1.0)	0.21 J	1.50 J	1980	15.8	58.0	158	2580	
	08/19/2014	ND(5.0)	ND(10)	ND(10)	ND(10)	BRL	1980	15.2 J	58.9	171	1520	
09/12/2014	ND(2.5)	ND(5.0)	ND(5.0)	ND(5.0)	BRL	1980	15.6	60.1	181	1830		
MW-73C(HS-S)	10/16/2014	0.55	21.5	ND(1.0)	0.64 J	22.7 J	329	2.1	8.0	22.4	180	
	11/21/2014	0.61	1.3	ND(1.0)	ND(1.0)	1.9	514	2.9	11.3	33.5	297	
	12/16/2014	ND(1.0)	7.7	ND(2.0)	ND(2.0)	7.7	275	1.4 J	5.9	19.6	224	
	01/27/2015	ND(1)	10	ND(1)	ND(1)	10	260	2	5	16	120	
	02/25/2015	ND(1)	9	ND(1)	ND(1)	9	250	1	5	14	110	
	03/10/2015	ND(1)	20	ND(1)	ND(1)	20	370	2	9	27	280	
	04/28/2015	ND(1)	0.7 J	ND(1)	ND(1)	0.7 J	170	0.9 J	3	11	57	
	05/20/2015	ND(1)	3	ND(1)	ND(1)	3	210	1 J	3	11	95	
	06/18/2015	ND(1)	ND(1)	ND(1)	ND(1)	BRL	200	0.9 J	3	11	59	
	07/22/2015	ND(1)	2	ND(1)	ND(1)	2	160	0.7 J	2	8	50	
	08/17/2015	ND(1)	ND(1)	ND(1)	ND(1)	BRL	160	0.5 J	2	7	36	
	09/16/2015	ND(1)	2	ND(1)	ND(1)	2	180	0.9 J	3	10	81	
	10/14/2015	ND(1)	6	ND(1)	ND(1)	6	200	1	4	11	98	
	11/16/2015	ND(1)	5	ND(1)	ND(1)	5	200	1 J	4	11	110	
	12/30/2015	ND(1)	3	ND(1)	ND(1)	3	150	0.6 J	2	7	64	
	01/29/2016	ND(1)	8	ND(1)	ND(1)	8	180	1	4	11	160	
	02/10/2016	ND(1)	5	ND(1)	ND(1)	5	160	1 J	4	9	100	
03/31/2016	ND(1)	7	ND(1)	ND(1)	7	190	1	4	11	140		
04/26/2016	ND(1)	6	ND(1)	ND(1)	6	160	1	4	10	150		
05/31/2016	ND(1)	ND(1)	ND(1)	ND(1)	BRL	93	ND(1)	2	4	23		

TABLE 1

**Summary of Groundwater Analytical Results
Inactive Exxon Facility #28077
14528 Jarrettsville Pike
Phoenix, Maryland**

August 8, 2005 through January 22, 2019

Sample ID	Date	Benzene (µg/L)	Toluene (µg/L)	Ethyl- benzene (µg/L)	Total Xylenes (µg/L)	Total BTEX (µg/L)	MTBE (µg/L)	DIPE (µg/L)	ETBE (µg/L)	TAME (µg/L)	TBA (µg/L)	Comments	
MW-73C(HS-S)	06/15/2016	0.7 J	2	ND(1)	ND(1)	3 J	750	6	22	58	740		
	07/29/2016	ND(1)	4	ND(1)	ND(1)	4	160	0.9 J	4	9	130		
	08/30/2016	ND(1)	4	ND(1)	ND(1)	4	160	0.9 J	3	7	140		
	09/30/2016	ND(1)	5	ND(1)	ND(1)	5	170	1	4	9	130		
	10/27/2016	0.7 J	4	ND(1)	ND(1)	5 J	140	0.7 J	3	6	130		
	11/30/2016	NS	NS	NS	NS	NS	NS	NS	NS	NS	NS	NS	No access to well
	12/30/2016	NS	NS	NS	NS	NS	NS	NS	NS	NS	NS	NS	No access to well
	01/31/2017	NS	NS	NS	NS	NS	NS	NS	NS	NS	NS	NS	No access to well
	02/28/2017	0.9 J	2	ND(1)	ND(1)	3 J	380	2	10	26	260		
	03/31/2017	0.6 J	0.5 J	ND(1)	ND(1)	1.1 J	320	2	8	22	250		
	04/28/2017	2	3	ND(1)	ND(1)	5	110	0.6 J	3	6	120		
	05/24/2017	2	2	ND(1)	ND(1)	4	100	0.6 J	2	5	120		
	06/30/2017	2	2	ND(1)	ND(1)	4	120	0.7 J	3	6	120		
	07/25/2017	0.5 J	ND(1)	ND(1)	ND(1)	0.5 J	310	2	8	21	190		
	08/11/2017	2	2	ND(1)	ND(1)	4	110	0.6 J	3	5	120		
	09/29/2017	0.8 J	ND(1)	ND(1)	ND(1)	0.8 J	220	1	5	14	110		
	10/25/2017	2	1	ND(1)	ND(1)	3	100	0.7 J	3	5	130		
	11/14/2017	2	2	ND(1)	ND(1)	4	110	0.7 J	3	6	120		
	12/18/2017	2	1	ND(1)	ND(1)	3	68	ND(1)	2	3	110		
	01/24/2018	1	0.5 J	ND(1)	ND(1)	2 J	230	2	5	15	93		
	02/23/2018	2	1	ND(1)	ND(1)	3	86	0.7 J	3	4	83		
	03/12/2018	2	1	ND(1)	ND(1)	3	85	0.7 J	2	4	110		
	04/05/2018	2	1	ND(1)	ND(1)	3	81	0.7 J	2	4	110		
	05/09/2018	2	1	ND(1)	ND(1)	3	83	0.5 J	2	4	120		
06/11/2018	2	1 J	ND(1)	ND(1)	3 J	84	0.6 J	2	4	100			
07/10/2018	1	0.7 J	ND(1)	ND(1)	2 J	72	ND(1)	2	3	94			
08/08/2018	1	0.8 J	ND(1)	ND(5)	2 J	75	0.4 J	2	4	110			
09/07/2018	1	1	ND(1)	ND(5)	2	92	0.6 J	3	4	120			
10/03/2018	1	0.8 J	ND(1)	ND(5)	2 J	78	0.5 J	2	4	99			
11/30/2018	2	ND(1)	ND(1)	ND(5)	2	260	2	7	13	250			
12/27/2018	2	ND(1)	ND(1)	ND(5)	2	210	2	6	11	240			
MW-73C(HS-D)	10/16/2014	0.84	14.1	ND(1.0)	0.72 J	15.7 J	975	6.9	28.5	73.7	729		
	11/21/2014	1.4	2.3	ND(1.0)	1.0	4.7	1820	11.6	46.5	127	1380		
	12/16/2014	1.0 J	4.2 J	ND(5.0)	ND(5.0)	5.2 J	1380	8.2 J	36.4	114	1320		
	01/27/2015	0.6 J	24	ND(1)	ND(1)	25 J	370	2	8	25	240		

TABLE 1

**Summary of Groundwater Analytical Results
Inactive Exxon Facility #28077
14528 Jarrettsville Pike
Phoenix, Maryland**

August 8, 2005 through January 22, 2019

Sample ID	Date	Benzene (µg/L)	Toluene (µg/L)	Ethyl- benzene (µg/L)	Total Xylenes (µg/L)	Total BTEX (µg/L)	MTBE (µg/L)	DIPE (µg/L)	ETBE (µg/L)	TAME (µg/L)	TBA (µg/L)	Comments	
MW-73C(HS-D)	02/25/2015	1	2	ND(1)	0.7 J	4 J	1700	14	50	140	1400		
	03/10/2015	ND(1)	20	ND(1)	ND(1)	20	340	2	8	24	250		
	04/28/2015	0.8 J	2	ND(1)	ND(1)	3 J	680	5	20	57	530		
	05/20/2015	1 J	5	ND(1)	ND(1)	6 J	940	7	25	71	820		
	06/18/2015	ND(5)	3 J	ND(5)	ND(5)	3 J	1300	9	34	100	1100		
	07/22/2015	0.8 J	3	ND(1)	ND(1)	4 J	1200	8	32	91	1000		
	08/17/2015	0.7 J	6	ND(1)	ND(1)	7 J	880	6	23	66	760		
	09/16/2015	ND(1)	10	ND(1)	ND(1)	10	370	2	8	25	260		
	10/14/2015	ND(1)	11	ND(1)	ND(1)	11	310	2	8	21	210		
	11/16/2015	1	2	ND(1)	ND(1)	3	1900	16	58	170	1500		
	12/30/2015	0.6 J	5	ND(1)	ND(1)	6 J	790	6	22	60	660		
	01/29/2016	ND(1)	7	ND(1)	ND(1)	7	180	1	4	11	160		
	02/10/2016	ND(1)	2	ND(1)	ND(1)	2	270	2	7	18	170		
	03/31/2016	ND(1)	7	ND(1)	ND(1)	7	190	1	5	12	140		
	04/26/2016	ND(1)	6	ND(1)	ND(1)	6	160	0.9 J	4	10	150		
	05/31/2016	0.8 J	3	ND(1)	ND(1)	4 J	800	6	23	68	660		
	06/15/2016	0.8 J	2	ND(1)	ND(1)	3 J	880	7	26	66	840		
	07/29/2016	ND(1)	5	ND(1)	ND(1)	5	170	1 J	4	9	140		
	08/30/2016	ND(1)	4	ND(1)	ND(1)	4	160	0.8 J	3	7	140		
	09/30/2016	ND(1)	4	ND(1)	ND(1)	4	160	1	4	9	130		
	10/27/2016	0.6 J	4	ND(1)	ND(1)	5 J	170	0.8 J	3	6	130		
	11/30/2016	NS	NS	NS	NS	NS	NS	NS	NS	NS	NS	NS	No access to well
	12/30/2016	NS	NS	NS	NS	NS	NS	NS	NS	NS	NS	NS	No access to well
	01/31/2017	NS	NS	NS	NS	NS	NS	NS	NS	NS	NS	NS	No access to well
	02/28/2017	0.6 J	0.6 J	ND(1)	ND(1)	1.2 J	500	3	13	35	340		
	03/31/2017	0.6 J	0.6 J	ND(1)	ND(1)	1.2 J	300	2	8	22	260		
	04/28/2017	2	3	ND(1)	ND(1)	5	110	0.7 J	3	5	120		
	05/24/2017	2	2	ND(1)	ND(1)	4	100	ND(1)	2	5	120		
	06/30/2017	2	2	ND(1)	ND(1)	4	120	0.7 J	3	6	120		
	07/25/2017	0.6 J	ND(1)	ND(1)	ND(1)	0.6 J	300	2	7	20	200		
	08/11/2017	3	2	ND(1)	ND(1)	5	110	0.6 J	3	5	120		
	09/29/2017	0.5 J	ND(1)	ND(1)	ND(1)	0.5 J	290	2	8	20	200		
10/25/2017	2	1	ND(1)	ND(1)	3	100	0.7 J	3	5	130			
11/14/2017	2	1	ND(1)	ND(1)	3	96	0.6 J	2	5	110			
12/18/2017	2	1	ND(1)	ND(1)	3	82	0.5 J	2	4	130			

TABLE 1

**Summary of Groundwater Analytical Results
Inactive Exxon Facility #28077
14528 Jarrettsville Pike
Phoenix, Maryland**

August 8, 2005 through January 22, 2019

Sample ID	Date	Benzene (µg/L)	Toluene (µg/L)	Ethyl- benzene (µg/L)	Total Xylenes (µg/L)	Total BTEX (µg/L)	MTBE (µg/L)	DIPE (µg/L)	ETBE (µg/L)	TAME (µg/L)	TBA (µg/L)	Comments
MW-73C(HS-D)	01/24/2018	1	ND(1)	ND(1)	ND(1)	1	210	1	5	14	110	
	02/23/2018	2	1	ND(1)	ND(1)	3	82	0.6 J	2	4	86	
	03/12/2018	2	1	ND(1)	ND(1)	3	85	0.7 J	2	4	110	
	04/05/2018	2	1	ND(1)	ND(1)	3	83	0.7 J	2	4	110	
	05/09/2018	2	1	ND(1)	ND(1)	3	87	0.6 J	2	4	110	
	06/11/2018	2	1	ND(1)	ND(1)	3	84	0.6 J	2	4	100	
	07/10/2018	1	0.7 J	ND(1)	ND(1)	2 J	70	ND(1)	2	3	92	
	08/08/2018	1	0.8 J	ND(1)	ND(5)	2 J	76	0.5 J	2	4	100	
	09/07/2018	1	0.9 J	ND(1)	ND(5)	2 J	86	0.5 J	2	4	100	
	10/03/2018	1	0.8 J	ND(1)	ND(5)	2 J	79	0.5 J	2	3	98	
	11/30/2018	2	ND(1)	ND(1)	ND(5)	2	260	2	7	14	250	
	12/27/2018	3	ND(1)	ND(1)	ND(5)	3	230	2	7	13	250	
MW-74 [R]	03/15/2006	1220	4240	722	1920	8102	131000	255 J	892 J	5700	ND(6300)	
	03/21/2006	2910	6300	516	1090	10816	310000	431 J	1510 J	8490	ND(13000)	
	03/28/2006	6120	11200	227	3530	21077	464000	1210	4260	20100	ND(2500)	
	04/04/2006	3330	8160	807 J	2280	14577 J	199000	ND(5000)	1920 J	10000	ND(25000)	
	04/11/2006	2970	8310	758 J	2090	14128 J	181000	298 J	1200 J	7620	ND(25000)	
	04/21/2006	2510	9800	1580	4600	18490	212000	410 J	1730	9360	ND(2500)	
	05/15/2006	1490	3240	129	1900	6759	195000	474	1670	7170	ND(1300)	
	06/13/2006	2580	5830	486 J	1590	10486 J	177000	ND(5000)	1500 J	7950	ND(25000)	
	07/11/2006	4440	10800	591	3550	19381	182000	NA	NA	NA	ND(2500)	
	08/22/2006	4230	13700	1170	3680	22780	208000	NA	NA	NA	ND(25000)	
	09/19/2006	2530	8240	848	3730	15348	169000	NA	NA	NA	1080 J	
	10/18/2006	3220	12000	1150	4710	21080	239000	NA	NA	NA	ND(630)	
	11/07/2006	4340	14000	1210	4590	24140	252000	NA	NA	NA	ND(2500)	
	01/19/2007	2560	11100	916 J	3750	18326 J	135000	ND(5000)	689 J	5890	ND(25000)	
	02/16/2007	4760	18000	1960	7620	32340	166000	546 J	1880	11000	ND(6300)	
	03/15/2007	7190	25200	2400	8880	43670	164000	767 J	2210 J	11300	ND(13000)	
	04/11/2007	2260	13100	1720	7480	24560	119000	400 J	1410	8350	ND(2500)	
	05/08/2007	2630	12900	1390	6460	23380	120000	484 J	1610	8070	ND(6300)	
	06/05/2007	1740	10200	1510	6500	19950	68500	233 J	839 J	5060	ND(5000)	
	07/19/2007	1180	7220	1070	5090	14560	44800	158 J	575 J	3580	ND(5000)	
08/17/2007	1390	8260	1300	6600	17550	45900	240 J	576 J	3920	ND(5000)		
09/11/2007	2710	14500	1310	6540	25060	53800	244 J	745	4780	ND(2500)		
10/09/2007	0.23 J	ND(1.0)	ND(1.0)	ND(1.0)	0.23 J	21	0.71 J	0.86 J	3.5 J	ND(25)		

TABLE 1

**Summary of Groundwater Analytical Results
Inactive Exxon Facility #28077
14528 Jarrettsville Pike
Phoenix, Maryland**

August 8, 2005 through January 22, 2019

Sample ID	Date	Benzene (µg/L)	Toluene (µg/L)	Ethyl- benzene (µg/L)	Total Xylenes (µg/L)	Total BTEX (µg/L)	MTBE (µg/L)	DIPE (µg/L)	ETBE (µg/L)	TAME (µg/L)	TBA (µg/L)	Comments
MW-74 [R]	10/29/2007	1170	5810	811	4310	12101	27800	143 J	398 J	2340	3350	
	12/05/2007	1090	5290	854	5430	12664	27300	ND(250)	386	2420	ND(1300)	
	12/11/2007	1150	6230	776	5420	13576	28800	103 J	361	2400	ND(1300)	
	01/16/2008	1020	5120	736	5450	12326	21000	75.5	255	1830	286	
	02/18/2008	597	2930	259	3620	7406	12300	ND(500)	106 J	900	ND(2500)	
	03/13/2008	966	4900	584	6000	12450	17500	65.4 J	208 J	1540	ND(2500)	
	04/25/2008	972	5070	469	4670	11181	15600	ND(500)	182 J	1510	ND(2500)	
	05/14/2008	391	1640	38.1 J	2490	4559 J	11300	ND(500)	127 J	979	ND(2500)	
	08/19/2008	288	918	28.7	1700	2935	6150	20.5 J	68.1	542	131	
	12/22/2008	246	1230	74.3	2630	4180	3890	19 J	55.5	352	ND(250)	
	01/29/2009	402	3230	205	5170	9007	6220	29	93.9	603	288	
	02/23/2009	118	361	ND(20)	1270	1749	3660	14 J	44.7 J	281	ND(500)	
	03/11/2009	183	1260	10.5	2840	4294	4000	13.9 J	39.5 J	327	ND(250)	
	04/20/2009	272	1820	111	2530	4733	2760	10.8 J	34.2 J	249	ND(250)	
	05/21/2009	177	1290	53.8	2390	3911	2420	ND(100)	21.4 J	177	ND(500)	
	06/11/2009	69.4	285	11.2 J	1580	1946 J	2390	ND(100)	20 J	170	ND(500)	
	07/29/2009	59	307	13.5	1520	1900	2350	6.3 J	20.7 J	171	ND(250)	
	08/24/2009	56.3	283	9.3	1170	1519	2240	5 J	18.7 J	147	65.1 J	
	09/17/2009	46.2	255	9.3	1140	1451	2010	6.3 J	20.4 J	158	ND(130)	
	10/14/2009	40.4	245	ND(5.0)	934	1219	1490	5.2 J	16.4 J	137	ND(130)	
	11/23/2009	69.3	533	18.4	1160	1781	1960	4.4 J	16.1 J	123	ND(130)	
	12/28/2009	80	497	34.9	1500	2112	1470	6.2 J	19.4	139	ND(63)	
	01/25/2010	12.1	128	17.4	293	451	121	0.4 J	1.2 J	10.7	ND(25)	
	02/23/2010	85.2	1120	52	2020	3277	1050	ND(50)	10 J	79.4	ND(250)	
	03/18/2010	63.1	900	43.9	1360	2367	937	3.3 J	11.1 J	74.6	ND(100)	
	04/21/2010	73.5	1440	88.3	1810	3412	1010	3.1 J	10.6 J	75.6	40.6 J	
	05/26/2010	23.8	213	10.4	666	913	1210	2.7 J	8.8	76.8	55.7	
	06/10/2010	19.6	89.2	6.1	906	1021	1190	3.5 J	10.5	75	118	
	06/23/2010	12.2	26.6	ND(5.0)	584	623	978	2.1 J	7.5 J	70.5	ND(130)	
	07/15/2010	9.6	12.2	ND(5.0)	513	535	1180	2.5 J	8.3 J	71.2	ND(130)	
	07/27/2010	11.5	23.6	1.1	633	669	1470	3.2 J	10.7	93.7	58.3	
	08/10/2010	12.4	22.6	ND(5.0)	415	450	959	2.6 J	9.5 J	75.5	48.4 J	
	08/24/2010	6.9	1.4	ND(1.0)	194	202	739	1.7 J	6.5	52.8	32.9	
	09/07/2010	9.3	12	ND(5.0)	274	295	1070	3.7 J	9.2 J	69.3	ND(130)	
	09/24/2010	0.88 J	ND(1.0)	ND(1.0)	14.6	15.5 J	205	0.86 J	2.7 J	16	ND(25)	

TABLE 1

**Summary of Groundwater Analytical Results
Inactive Exxon Facility #28077
14528 Jarrettsville Pike
Phoenix, Maryland**

August 8, 2005 through January 22, 2019

Sample ID	Date	Benzene (µg/L)	Toluene (µg/L)	Ethyl- benzene (µg/L)	Total Xylenes (µg/L)	Total BTEX (µg/L)	MTBE (µg/L)	DIPE (µg/L)	ETBE (µg/L)	TAME (µg/L)	TBA (µg/L)	Comments
MW-74 [R]	10/12/2010	4.8	3.1	ND(1.0)	129	137	963	2.2 J	8	60.3	51.9	
	10/27/2010	4.6	4	ND(1.0)	128	137	880	2.1 J	7.6	61.3	64.9	
	11/08/2010	3.3 J	6.7	ND(5.0)	102	112 J	1050	3.1 J	12.6 J	67.5	512	
	11/29/2010	3	1.1 J	ND(2)	80.3	84 J	691	1.6 J	5.9 J	48.1	54.5	
	12/10/2010	5.2	8.8	ND(2)	171	185	999	2.1 J	8.4 J	78.5	72.4	
	12/28/2010	3.4	5.6	ND(2)	113	122	921	1.8 J	6.7 J	54.6	42.6 J	
	01/11/2011	1.9 J	ND(2)	ND(2)	44	46 J	518	1.3 J	4.7 J	38.5	37.6 J	
	01/20/2011	1	ND(1.0)	ND(1.0)	15.3	16	368	0.93 J	3.4 J	24	20.9 J	
	02/08/2011	0.63 J	ND(1.0)	14.8	24.4	39.8 J	472	1.2 J	4.4 J	31	22.2 J	
	02/28/2011	1.4	ND(1.0)	ND(1.0)	19.6	21.0	413	1.1 J	4 J	27.4	12.6 J	
	03/09/2011	1.1	ND(1.0)	ND(1.0)	12.7	13.8	369	0.99 J	3.6 J	20.5	ND(25)	
	03/29/2011	67.8	672	26.9	1160	1927	611	1.9 J	5.9	49.1	20 J	
	04/07/2011	47.8	610	15	869	1542	478	ND(25)	4.3 J	38.4	107 J	
	04/27/2011	23.4	165	2.5 J	466	657 J	406	ND(25)	4.1 J	31.6	ND(130)	
	05/11/2011	36.7	377	24.2	650	1088	532	1.8 J	5.9	41.9	12.1 J	
	05/24/2011	43.2	644	56.2	996	1739	664	1.8 J	6.2	47.9	ND(25)	
	06/07/2011	7.8	82.3	3.4	212	306	349	0.97 J	3.4 J	27.1	ND(25)	
	06/28/2011	0.60 J	2.9	0.29 J	9	13 J	290	0.74 J	2.7 J	17	18.2 J	
	07/08/2011	1.9	11.4	0.85 J	127	141 J	143	ND(5.0)	1.4 J	12.6	ND(25)	
	07/29/2011	2.5	2.5	ND(1.0)	38	43	465	1 J	3.9 J	34.5	10.6 J	
	08/08/2011	2.8	0.74 J	4.5	42.9	50.9 J	437	1 J	3.8 J	33.3	ND(25)	
	08/31/2011	2.4	1.3	ND(1.0)	60.9	64.6	466	1 J	3.9 J	36.1	ND(25)	
	09/12/2011	ND(1.0)	2.8	0.47 J	17.6	20.9 J	11.9	ND(5.0)	ND(5.0)	1.8 J	ND(25)	
	09/29/2011	34.4	444	27.1	794	1300	384	0.98 J	3.6 J	32.7	ND(25)	
	10/13/2011	35.8	608	23.3	961	1628	378	ND(25)	3.8 J	30	ND(130)	
	10/25/2011	25.6	372	16.8	757	1171	441	1.1 J	3.8 J	31.6	ND(25)	
	11/08/2011	2.9	40.1	2.4	168	213	372	0.88 J	3.3 J	26.1	ND(25)	
	11/30/2011	2.4	14.9	0.9 J	111	129 J	384	0.81 J	3.8 J	32.1	ND(25)	
	12/13/2011	1.7	10.3	0.76 J	55.9	68.7 J	411	1.2 J	3.8 J	28.4	8.9 J	
	12/28/2011	1.6	17	1.5	57.4	78	351	0.95 J	3.4 J	27.7	ND(25)	
01/06/2012	1.2	10.8	0.64 J	42.4	55.0 J	362	1 J	3.6 J	26.2	ND(25)		
03/22/2012	0.63 J	0.49 J	ND(1.0)	6.8	7.9 J	262	0.61 J	2.2 J	17.3	ND(25)		
06/21/2012	0.49 J	ND(1.0)	ND(1.0)	4.4	4.9 J	189	0.56 J	1.9 J	10.3	ND(25)		
09/19/2012	ND(1.0)	ND(1.0)	ND(1.0)	ND(1.0)	BRL	ND(1.0)	ND(5.0)	ND(5.0)	ND(5.0)	ND(25)		
10/08/2012	0.52 J	0.91 J	ND(1.0)	4.5	5.9 J	73.4	0.32 J	1 J	3.9 J	ND(25)		

TABLE 1

**Summary of Groundwater Analytical Results
Inactive Exxon Facility #28077
14528 Jarrettsville Pike
Phoenix, Maryland**

August 8, 2005 through January 22, 2019

Sample ID	Date	Benzene (µg/L)	Toluene (µg/L)	Ethyl- benzene (µg/L)	Total Xylenes (µg/L)	Total BTEX (µg/L)	MTBE (µg/L)	DIPE (µg/L)	ETBE (µg/L)	TAME (µg/L)	TBA (µg/L)	Comments
MW-74 [R]	12/17/2012	0.89 J	ND(1.0)	ND(1.0)	6.7	7.6 J	105	0.47 J	1.5 J	6.4	ND(25)	
	03/29/2013	0.68 J	0.49 J	ND(1.0)	4.7	5.9 J	134	0.45 J	1.2 J	7.8	ND(25)	
	06/17/2013	ND(1.0)	0.31 J	ND(1.0)	1.4	1.7 J	16.3	ND(5.0)	ND(5.0)	1.1 J	ND(25)	
	09/25/2013	0.55 J	ND(1.0)	ND(1.0)	3.6	4.2 J	82.9	0.23 J	0.81 J	4.0 J	ND(25)	
	12/17/2013	ND(1.0)	ND(1.0)	ND(1.0)	0.40 J	0.40 J	41.9	ND(5.0)	0.50 J	1.7 J	ND(25)	
	03/14/2014	ND(0.50)	ND(1.0)	ND(0.50)	0.82 J	0.82 J	6.6	ND(2.0)	ND(5.0)	ND(5.0)	ND(25)	
	06/23/2014	ND(0.50)	0.80 J	ND(1.0)	3.6	4.4 J	26.2	ND(2.0)	0.31 J	1.6 J	ND(25)	
	09/11/2014	ND(0.50)	ND(1.0)	ND(1.0)	ND(1.0)	BRL	3.9	ND(2.0)	ND(2.0)	ND(2.0)	ND(10)	
	12/10/2014	0.55	1.1	ND(1.0)	8.4	10.1	34.5	0.34 J	0.90 J	1.9 J	ND(10)	
	03/11/2015	ND(1)	ND(1)	ND(1)	ND(1)	BRL	2	ND(1)	ND(1)	ND(1)	ND(5)	
	06/10/2015	ND(1)	ND(1)	ND(1)	ND(1)	BRL	ND(1)	ND(1)	ND(1)	ND(1)	ND(5)	
	09/21/2015	ND(1)	ND(1)	ND(1)	ND(1)	BRL	11	ND(1)	ND(1)	0.5 J	ND(20)	
	12/31/2015	ND(1)	ND(1)	ND(1)	0.6 J	0.6 J	6	ND(1)	ND(1)	ND(1)	ND(5)	
	03/09/2016	ND(1)	ND(1)	ND(1)	2	2	2	ND(1)	ND(1)	ND(1)	ND(5)	
	06/21/2016	ND(1)	3	ND(1)	5	8	4	ND(1)	ND(1)	ND(1)	ND(5)	
	09/26/2016	ND(1)	ND(1)	ND(1)	ND(1)	BRL	ND(1)	ND(1)	ND(1)	ND(1)	ND(20)	
	12/07/2016	ND(1)	ND(1)	ND(1)	ND(1)	BRL	9	ND(1)	ND(1)	ND(1)	ND(5)	
	03/31/2017	ND(1)	ND(1)	ND(1)	ND(1)	BRL	27	ND(1)	ND(1)	1	8	
	07/07/2017	ND(1)	ND(1)	ND(1)	ND(1)	BRL	9	ND(1)	ND(1)	ND(1)	ND(5)	
	09/28/2017	ND(1)	ND(1)	ND(1)	2	2	13	ND(1)	ND(1)	0.8 J	ND(20)	
	12/21/2017	ND(1)	ND(1)	ND(1)	ND(1)	BRL	3	ND(1)	ND(1)	ND(1)	ND(20)	
03/01/2018	ND(1)	ND(1)	ND(1)	ND(1)	BRL	11	ND(1)	ND(1)	ND(1)	ND(5)		
05/23/2018	ND(1)	ND(1)	ND(1)	ND(1)	BRL	ND(1)	ND(1)	ND(1)	ND(1)	ND(5)		
08/09/2018	ND(1)	1	0.2 J	3 J	4 J	1	ND(1)	ND(1)	ND(1)	ND(25)		
09/20/2018	ND(1)	ND(1)	ND(1)	ND(5)	BRL	4	ND(1)	ND(1)	ND(1)	ND(25)		
11/16/2018	ND(1)	ND(1)	ND(1)	ND(5)	BRL	0.3 J	ND(1)	ND(1)	ND(1)	ND(25)		
MW-75	03/15/2006	2090	5320	670 J	1370	9450 J	122000	ND(5000)	720 J	4520 J	ND(25000)	
	03/21/2006	1200	3340	332	798	5670	79700	218 J	728	3730	ND(2500)	
	03/28/2006	537	1070	63.7	345	2016	36900	93.7 J	316	1590	ND(1300)	
	04/04/2006	5850	19600	2150	7080	34680	205000	770 J	2340 J	13300	ND(25000)	
	04/11/2006	3690	9160	521 J	2890	16261 J	224000	452 J	1550 J	11700	ND(25000)	
	04/18/2006	5220	14100	930 J	4270	24520 J	259000	634 J	2010 J	12900	ND(25000)	
	05/15/2006	3670	11300	963	2910	18843	134000	423	1350	7750	ND(1300)	
	06/13/2006	2410	6920	479	2790	12599	121000	409 J	1270 J	7980	ND(6300)	
07/11/2006	2950	9010	390	4480	16830	73400	NA	NA	NA	ND(1300)		

TABLE 1

**Summary of Groundwater Analytical Results
Inactive Exxon Facility #28077
14528 Jarrettsville Pike
Phoenix, Maryland**

August 8, 2005 through January 22, 2019

Sample ID	Date	Benzene (µg/L)	Toluene (µg/L)	Ethyl- benzene (µg/L)	Total Xylenes (µg/L)	Total BTEX (µg/L)	MTBE (µg/L)	DIPE (µg/L)	ETBE (µg/L)	TAME (µg/L)	TBA (µg/L)	Comments
MW-75	08/22/2006	2310	8600	491	4500	15901	60500	NA	NA	NA	ND(1300)	
	09/19/2006	1700	5290	311	3660	10961	64600	NA	NA	NA	ND(1300)	
	10/18/2006	916	2120	30.8 J	2590	5657 J	64700	NA	NA	NA	ND(1300)	
	12/27/2006	627	2490	84.1	2180	5381	48500	142 J	520	3060	ND(1300)	
	01/19/2007	449	1960	111	1540	4060	32700	67 J	273	2190	ND(1300)	
	02/16/2007	2440	12300	1550	6580	22870	64600	235 J	813 J	5010	ND(5000)	
	03/15/2007	2060	10700	1360	6170	20290	44500	204 J	640 J	3520	ND(5000)	
	04/11/2007	595	2160	262	2820	5837	34300	119	426	2230 J	185 J	
	05/08/2007	1190	6140	682	4320	12332	44500	186 J	649	3540	ND(2500)	
	06/05/2007	497	2850	369	2670	6386	28500	101 J	362 J	2170	ND(2500)	
	07/19/2007	184	618	42.3 J	1260	2104 J	11300	34.9 J	137 J	878	ND(1300)	
	08/17/2007	35.7	234	26	332	628	2590	8.1 J	32.8 J	224	ND(250)	
	09/11/2007	877	5890	1180	6160	14107	17300	77.9	241	1490	ND(25)	
	10/09/2007	0.63 J	0.38 J	ND(1.0)	20.1	21.1 J	360	3.2 J	8.2	32.9	ND(25)	
	10/29/2007	537	2770	246	3410	6963	14200	ND(250)	ND(250)	ND(250)	ND(1300)	
	12/11/2007	446	2130	150	3420	6146	13500	45.4 J	166	992	ND(500)	
	01/16/2008	516	2280	181	4220	7197	12300	35.8	138	757	549	
	02/18/2008	241	852	51.7	1930	3075	5640	ND(250)	41.2 J	293	ND(1300)	
	03/13/2008	471	1960	146	4490	7067	11300	ND(100)	129	820	ND(500)	
	04/25/2008	380	903	37.4 J	3540	4860 J	9400	24.8 J	103 J	722	ND(1300)	
	05/14/2008	274	858	62.2	3050	4244	9710	ND(250)	100 J	649	ND(1300)	
	08/19/2008	199	329	21.1	2270	2819	7410	19.2 J	69.1	476	ND(130)	
	12/22/2008	81.1	44	4.3 J	955	1084 J	4640	13.1 J	48.5	285	ND(130)	
	01/29/2009	101	83.4	9.4	1010	1204	4250	13.8 J	50.7	282	ND(130)	
	02/23/2009	87.1	75	ND(10)	969	1131	3750	12.9 J	45.4 J	259	ND(250)	
	03/11/2009	45	23.7	2	817	888	3880	9.4 J	32.8	213	ND(50)	
	04/20/2009	27.6	11.1	ND(5.0)	297	336	1460	4.5 J	16.4 J	101	ND(130)	
	05/21/2009	40	41	4.4 J	653	738 J	1850	4.3 J	15.4 J	106	ND(250)	
	06/11/2009	45	31.8	ND(20)	500	577	2640	ND(100)	22.7 J	155	ND(500)	
	07/29/2009	21.2	7.6 J	ND(10)	307	336 J	1820	5.5 J	18.5 J	119	ND(250)	
	08/24/2009	15.6	4.7	0.77 J	194	215 J	1730	5	17.7	96.4	18.4 J	
	09/17/2009	14.6	4.7 J	ND(10)	204	223 J	1740	6.6 J	20.2 J	114	ND(250)	
	10/14/2009	16.9	ND(5.0)	ND(5.0)	221	238	1180	ND(25)	15.7 J	101	ND(130)	
	11/23/2009	14	2.6	0.36 J	171	188 J	1210	3.8 J	13.6	74.8	ND(25)	
	12/28/2009	8.2	1.3 J	ND(2)	120	130 J	1200	3.6 J	12.4	81.7	ND(50)	

TABLE 1

**Summary of Groundwater Analytical Results
Inactive Exxon Facility #28077
14528 Jarrettsville Pike
Phoenix, Maryland**

August 8, 2005 through January 22, 2019

Sample ID	Date	Benzene (µg/L)	Toluene (µg/L)	Ethyl- benzene (µg/L)	Total Xylenes (µg/L)	Total BTEX (µg/L)	MTBE (µg/L)	DIPE (µg/L)	ETBE (µg/L)	TAME (µg/L)	TBA (µg/L)	Comments
MW-75	01/25/2010	8	118	11.7	283	421	102	ND(5.0)	0.99 J	8.1	ND(25)	
	02/23/2010	6.7	0.95 J	ND(1.0)	99.7	107.4 J	835	2.4 J	8.7	50.2	8.4 J	
	03/18/2010	3.8	0.59 J	ND(1.0)	56.1	60.5 J	714	2.8 J	9.1	48.8	17.3 J	
	04/21/2010	5.4	3.1	0.44 J	84.3	93.2 J	718	2.7 J	8.9	49.3	18.5 J	
	05/25/2010	2.3	ND(1.0)	ND(1.0)	29.8	32.1	556	1.9 J	6.3	39.5	40.2	
	06/10/2010	2	ND(1.0)	ND(1.0)	31.2	33	567	2.1 J	6.4	35.1	ND(25)	
	06/23/2010	0.71 J	ND(1.0)	ND(1.0)	10.8	11.5 J	318	0.88 J	3.4 J	24.4	ND(25)	
	07/15/2010	0.58 J	ND(1.0)	ND(1.0)	7.5	8.1 J	299	0.89 J	3.1 J	19	11.6 J	
	07/27/2010	1.3	ND(1.0)	ND(1.0)	20.3	21.6	318	0.98 J	3.3 J	20.8	7.8 J	
	08/10/2010	0.78 J	0.9 J	ND(1.0)	11.5	13.2 J	306	0.93 J	3.4 J	19.2	ND(25)	
	08/24/2010	0.55 J	ND(1.0)	ND(1.0)	7.1	7.7 J	217	0.63 J	2.5 J	15	ND(25)	
	09/07/2010	0.96 J	ND(1.0)	ND(1.0)	12.1	13.1 J	280	1.3 J	3.7 J	19	ND(25)	
	09/24/2010	8.3	38.3	4	310	361	936	1.9 J	7.6	72.6	69.1	
	10/12/2010	1.1	ND(1.0)	ND(1.0)	16.1	17.2	316	0.96 J	3.3 J	19.3	ND(25)	
	10/27/2010	1.4	ND(1.0)	ND(1.0)	21.3	22.7	271	1 J	3.5 J	20.9	ND(25)	
	11/08/2010	0.69 J	ND(1.0)	ND(1.0)	10.7	11.4 J	283	1.1 J	4 J	18.9	132	
	11/29/2010	0.46 J	ND(1.0)	ND(1.0)	8.4	8.9 J	196	0.74 J	2.3 J	14.1	ND(25)	
	12/10/2010	0.97 J	ND(1.0)	ND(1.0)	13.6	14.6 J	236	0.75 J	2.9 J	19	17.4 J	
	12/28/2010	0.62 J	ND(1.0)	ND(1.0)	7.9	8.5 J	208	0.64 J	2.4 J	14.3	9 J	
	01/11/2011	0.41 J	ND(1.0)	ND(1.0)	4.2	4.6 J	154	0.5 J	1.8 J	11.7	ND(25)	
	01/20/2011	0.68 J	ND(1.0)	ND(1.0)	3.8	4.5 J	169	0.56 J	2 J	11.2	ND(25)	
	02/08/2011	ND(1.0)	ND(1.0)	12.2	11.3	23.5	131	0.54 J	1.7 J	9.1	10.7 J	
	02/28/2011	0.56 J	ND(1.0)	ND(1.0)	6.5	7.1 J	138	0.44 J	1.7 J	9.4	9.8 J	
	03/09/2011	ND(1.0)	ND(1.0)	ND(1.0)	1.7	1.7	124	ND(5.0)	1.6 J	7.1	ND(25)	
	03/29/2011	0.82 J	ND(1.0)	ND(1.0)	6.4	7.2 J	199	0.75 J	2.5 J	15.3	9.6 J	
	04/07/2011	1.5	ND(1.0)	ND(1.0)	33.2	34.7	159	0.52 J	1.9 J	14.5	46	
	04/27/2011	1.1	ND(1.0)	ND(1.0)	24.2	25.3	218	0.99 J	3.1 J	16.5	74.6	
	05/11/2011	0.37 J	ND(1.0)	ND(1.0)	6.8	7.2 J	198	0.86 J	2.6 J	15.3	ND(25)	
	05/24/2011	2.3	2.8	0.27 J	53.9	59.3 J	197	0.75 J	2.3 J	14.9	ND(25)	
	06/07/2011	0.7 J	0.24 J	ND(1.0)	13.4	14.3 J	241	0.75 J	2.7 J	19.3	ND(25)	
	06/28/2011	0.46 J	ND(1.0)	ND(1.0)	10	10 J	199	0.67 J	2.3 J	14.5	11.8 J	
	07/08/2011	0.48 J	ND(1.0)	ND(1.0)	4.1	4.6 J	162	0.59 J	2 J	13.3	ND(25)	
	07/29/2011	ND(1.0)	ND(1.0)	ND(1.0)	4.3	4.3	133	ND(5.0)	1.6 J	10.3	ND(25)	
	08/08/2011	ND(1.0)	ND(1.0)	ND(1.0)	ND(1.0)	BRL	31	ND(5.0)	0.42 J	2.5 J	ND(25)	
	08/31/2011	0.7 J	0.17 J	ND(1.0)	11.8	12.7 J	138	0.64 J	1.9 J	10.2	ND(25)	

TABLE 1

**Summary of Groundwater Analytical Results
Inactive Exxon Facility #28077
14528 Jarrettsville Pike
Phoenix, Maryland**

August 8, 2005 through January 22, 2019

Sample ID	Date	Benzene (µg/L)	Toluene (µg/L)	Ethyl- benzene (µg/L)	Total Xylenes (µg/L)	Total BTEX (µg/L)	MTBE (µg/L)	DIPE (µg/L)	ETBE (µg/L)	TAME (µg/L)	TBA (µg/L)	Comments
MW-75	09/12/2011	0.41 J	ND(1.0)	ND(1.0)	6.8	7.2 J	120	0.42 J	1.6 J	9.7	ND(25)	
	09/29/2011	ND(1.0)	ND(1.0)	ND(1.0)	1.7	1.7	110	ND(5.0)	1.1 J	8	2.9 J	
	10/13/2011	0.83 J	ND(1.0)	ND(1.0)	16.2	17.0 J	165	0.69 J	2.3 J	12.3	7.2 J	
	10/25/2011	0.57 J	ND(1.0)	ND(1.0)	9.4	10.0 J	140	0.47 J	1.7 J	10.3	ND(25)	
	11/08/2011	0.27 J	ND(1.0)	ND(1.0)	4.9	5.2 J	136	0.38 J	1.6 J	10.3	ND(25)	
	11/30/2011	1.5	ND(1.0)	ND(1.0)	33.6	35.1	139	0.39 J	1.6 J	11	ND(25)	
	12/13/2011	0.67 J	ND(1.0)	ND(1.0)	14	15 J	136	0.53 J	ND(5.0)	9.6	ND(25)	
	12/28/2011	0.74 J	ND(1.0)	ND(1.0)	13.6	14.3 J	129	0.46 J	1.5 J	10.5	7.6 J	
	01/06/2012	0.59 J	ND(1.0)	ND(1.0)	9.4	10.0 J	128	0.51 J	1.7 J	9.8	ND(25)	
	03/22/2012	0.78 J	ND(1.0)	ND(1.0)	17.1	17.9 J	109	0.32 J	1.1 J	7.9	ND(25)	
	06/21/2012	0.42 J	ND(1.0)	ND(1.0)	4.5	4.9 J	109	0.36 J	1.2 J	6.7	ND(25)	
	09/19/2012	1.5	ND(1.0)	ND(1.0)	34.3	35.8	63.1	0.25 J	0.79 J	5	ND(25)	
	12/17/2012	0.38 J	ND(1.0)	ND(1.0)	2.5	2.9 J	49.2	0.24 J	0.71 J	3.1 J	ND(25)	
	03/29/2013	ND(1.0)	ND(1.0)	ND(1.0)	6.1	6.1	63.6	ND(5.0)	0.72 J	4.3 J	ND(25)	
	06/17/2013	0.7 J	ND(1.0)	ND(1.0)	21.7	22.4 J	60	0.22 J	0.74 J	4.3 J	ND(25)	
	09/25/2013	ND(1.0)	ND(1.0)	ND(1.0)	2.4	2.4	54.3	ND(5.0)	0.54 J	3.1 J	ND(25)	
	12/17/2013	0.45 J	ND(1.0)	ND(1.0)	6.5	7.0 J	38.8	ND(5.0)	0.46 J	3.1 J	ND(25)	
	03/14/2014	0.58	ND(1.0)	ND(0.50)	20.4	21.0	57.7	0.25 J	0.72 J	4.2 J	22.5 J	
	06/23/2014	0.34 J	ND(1.0)	ND(1.0)	5.5	5.8 J	54.3	0.25 J	0.72 J	4.1 J	ND(25)	
	09/11/2014	0.34 J	ND(1.0)	ND(1.0)	8.3	8.6 J	33.7	ND(2.0)	0.42 J	2.5	ND(10)	
	12/10/2014	0.54	1.1	ND(1.0)	8.2	9.8	38.2	0.25 J	0.70 J	2.1	ND(10)	
	03/11/2015	ND(1)	ND(1)	ND(1)	ND(1)	BRL	ND(1)	ND(1)	ND(1)	ND(1)	ND(5)	
	06/10/2015	ND(1)	ND(1)	ND(1)	ND(1)	BRL	19	ND(1)	ND(1)	1	ND(5)	
	09/21/2015	ND(1)	ND(1)	ND(1)	ND(1)	BRL	16	ND(1)	ND(1)	0.8 J	ND(20)	
	12/31/2015	ND(1)	ND(1)	ND(1)	ND(1)	BRL	0.9 J	ND(1)	ND(1)	ND(1)	ND(5)	
	03/09/2016	ND(1)	ND(1)	ND(1)	ND(1)	BRL	1	ND(1)	ND(1)	ND(1)	ND(5)	
	06/20/2016	ND(1)	ND(1)	ND(1)	4	4	16	ND(1)	ND(1)	ND(1)	ND(5)	
	09/26/2016	ND(1)	ND(1)	ND(1)	ND(1)	BRL	ND(1)	ND(1)	ND(1)	ND(1)	ND(20)	
	12/07/2016	ND(1)	ND(1)	ND(1)	ND(1)	BRL	9	ND(1)	ND(1)	ND(1)	ND(5)	
	03/20/2017	ND(1)	ND(1)	ND(1)	ND(1)	BRL	9	ND(1)	ND(1)	ND(1)	ND(5)	
05/16/2017	ND(1)	ND(1)	ND(1)	ND(1)	BRL	10	ND(1)	ND(1)	ND(1)	ND(5)		
09/28/2017	ND(1)	13	4	23	40	14	ND(1)	ND(1)	0.8 J	ND(20)		
12/21/2017	ND(1)	ND(1)	ND(1)	ND(1)	BRL	3	ND(1)	ND(1)	ND(1)	ND(20)		
03/01/2018	ND(1)	ND(1)	ND(1)	ND(1)	BRL	ND(1)	ND(1)	ND(1)	ND(1)	ND(5)		
05/23/2018	ND(1)	ND(1)	ND(1)	ND(1)	BRL	1	ND(1)	ND(1)	ND(1)	ND(5)		

TABLE 1

**Summary of Groundwater Analytical Results
Inactive Exxon Facility #28077
14528 Jarrettsville Pike
Phoenix, Maryland**

August 8, 2005 through January 22, 2019

Sample ID	Date	Benzene (µg/L)	Toluene (µg/L)	Ethyl- benzene (µg/L)	Total Xylenes (µg/L)	Total BTEX (µg/L)	MTBE (µg/L)	DIPE (µg/L)	ETBE (µg/L)	TAME (µg/L)	TBA (µg/L)	Comments
MW-75	08/09/2018	ND(1)	ND(1)	ND(1)	ND(5)	BRL	ND(1)	ND(1)	ND(1)	ND(1)	ND(25)	
	11/16/2018	ND(1)	ND(1)	ND(1)	ND(5)	BRL	0.3 J	ND(1)	ND(1)	ND(1)	ND(25)	
MW-82B [R]	05/23/2014	90.4	ND(10)	ND(5.0)	117	207	3650	10.9 J	39.7 J	274	ND(250)	
	05/29/2014	85.1	ND(20)	ND(20)	106	191	4190	13.1 J	46.1 J	336	ND(500)	
	05/30/2014	82.5	0.40 J	ND(1.0)	114	197 J	4280	15.2	52.2	344	37.4	
	09/24/2014	40.2	ND(20)	ND(20)	41.7	81.9	2230	7.7 J	27.3 J	190	ND(200)	
	10/20/2014	0.93	ND(1.0)	ND(1.0)	0.74 J	1.67 J	611	2.3	7.3	45.9	ND(10)	
	11/10/2014	0.69	ND(1.0)	ND(1.0)	0.41 J	1.10 J	378	2.1	7.1	29.5	ND(10)	
	12/15/2014	0.54	ND(1.0)	ND(1.0)	0.22 J	0.76 J	345	1.7 J	5.5	24.2	ND(10)	
	01/15/2015	ND(1)	ND(1)	ND(1)	ND(1)	BRL	300	1	4	19	2 J	
	02/13/2015	ND(1)	ND(1)	ND(1)	ND(1)	BRL	210	1	4	13	2 J	
	03/24/2015	ND(1)	ND(1)	ND(1)	ND(1)	BRL	210	1	4	12	ND(5)	
	04/23/2015	ND(1)	ND(1)	ND(1)	ND(1)	BRL	170	1	3	10	ND(5)	
	05/12/2015	ND(1)	ND(1)	ND(1)	ND(1)	BRL	140	0.9 J	3	7	ND(5)	
	06/15/2015	ND(1)	ND(1)	ND(1)	ND(1)	BRL	100	0.9 J	3	5	ND(5)	
	07/21/2015	ND(1)	ND(1)	ND(1)	ND(1)	BRL	120	0.9 J	3	6	ND(5)	
	08/10/2015	ND(1)	ND(1)	ND(1)	ND(1)	BRL	100	0.9 J	3	4	4 J	
	09/21/2015	ND(1)	ND(1)	ND(1)	ND(1)	BRL	110	1	3	3	ND(20)	
	10/13/2015	ND(1)	ND(1)	ND(1)	ND(1)	BRL	140	1	3	6	ND(5)	
	11/23/2015	ND(1)	ND(1)	ND(1)	ND(1)	BRL	130	1 J	3	4	3 J	
	12/31/2015	ND(1)	ND(1)	ND(1)	ND(1)	BRL	96	0.9 J	3	3	4 J	
	01/07/2016	ND(1)	ND(1)	ND(1)	ND(1)	BRL	96	0.9 J	2	3	3 J	
	02/08/2016	ND(1)	ND(1)	ND(1)	ND(1)	BRL	84	0.7 J	2	2	ND(5)	
	03/09/2016	ND(1)	ND(1)	ND(1)	ND(1)	BRL	98	0.8 J	2	3	3 J	
	04/08/2016	ND(1)	ND(1)	ND(1)	ND(1)	BRL	71	0.8 J	2	2	ND(20)	
	05/17/2016	ND(1)	ND(1)	ND(1)	ND(1)	BRL	44	0.7 J	2	1	ND(5)	
	06/20/2016	ND(1)	ND(1)	ND(1)	ND(1)	BRL	29	0.5 J	1	0.8 J	ND(5)	
	07/20/2016	ND(1)	ND(1)	ND(1)	ND(1)	BRL	26	ND(1)	1 J	0.8 J	ND(5)	
	08/29/2016	ND(1)	ND(1)	ND(1)	ND(1)	BRL	29	ND(1)	1	0.7 J	ND(5)	
	09/14/2016	ND(1)	ND(1)	ND(1)	ND(1)	BRL	5	ND(1)	ND(1)	ND(1)	ND(20)	
10/24/2016	ND(1)	ND(1)	ND(1)	ND(1)	BRL	1	ND(1)	ND(1)	ND(1)	ND(5)		
11/14/2016	ND(1)	ND(1)	ND(1)	ND(1)	BRL	2	ND(1)	ND(1)	ND(1)	ND(5)		
12/07/2016	ND(1)	ND(1)	ND(1)	ND(1)	BRL	2	ND(1)	ND(1)	ND(1)	ND(5)		
01/26/2017	ND(1)	ND(1)	ND(1)	ND(1)	BRL	2	ND(1)	ND(1)	ND(1)	ND(5)		
02/08/2017	ND(1)	ND(1)	ND(1)	ND(1)	BRL	3	ND(1)	ND(1)	ND(1)	ND(5)		

TABLE 1

**Summary of Groundwater Analytical Results
Inactive Exxon Facility #28077
14528 Jarrettsville Pike
Phoenix, Maryland**

August 8, 2005 through January 22, 2019

Sample ID	Date	Benzene (µg/L)	Toluene (µg/L)	Ethyl- benzene (µg/L)	Total Xylenes (µg/L)	Total BTEX (µg/L)	MTBE (µg/L)	DIPE (µg/L)	ETBE (µg/L)	TAME (µg/L)	TBA (µg/L)	Comments
MW-82B [R]	03/20/2017	ND(1)	ND(1)	ND(1)	ND(1)	BRL	3	ND(1)	ND(1)	ND(1)	ND(5)	
	04/10/2017	ND(1)	ND(1)	ND(1)	ND(1)	BRL	2	ND(1)	ND(1)	ND(1)	ND(5)	
	05/16/2017	ND(1)	ND(1)	ND(1)	ND(1)	BRL	2	ND(1)	ND(1)	ND(1)	ND(5)	
	06/30/2017	ND(1)	ND(1)	ND(1)	ND(1)	BRL	1	ND(1)	ND(1)	ND(1)	ND(5)	
	07/27/2017	ND(1)	ND(1)	ND(1)	ND(1)	BRL	1	ND(1)	ND(1)	ND(1)	ND(5)	
	08/31/2017	ND(1)	ND(1)	ND(1)	ND(1)	BRL	ND(1)	ND(1)	ND(1)	ND(1)	ND(5)	
	09/25/2017	ND(1)	ND(1)	ND(1)	ND(1)	BRL	1	ND(1)	ND(1)	ND(1)	ND(20)	
	10/12/2017	ND(1)	ND(1)	ND(1)	ND(1)	BRL	1 J	ND(1)	ND(1)	ND(1)	ND(5)	
	11/22/2017	ND(1)	ND(1)	ND(1)	ND(1)	BRL	ND(1)	ND(1)	ND(1)	ND(1)	ND(5)	
	12/21/2017	ND(1)	ND(1)	ND(1)	ND(1)	BRL	2	ND(1)	ND(1)	ND(1)	ND(20)	
	01/15/2018	ND(1)	ND(1)	ND(1)	ND(1)	BRL	2	ND(1)	ND(1)	ND(1)	ND(5)	
	02/27/2018	ND(1)	ND(1)	ND(1)	ND(1)	BRL	3	ND(1)	ND(1)	ND(1)	ND(5)	
	03/07/2018	ND(1)	ND(1)	ND(1)	ND(1)	BRL	2	ND(1)	ND(1)	ND(1)	ND(5)	
	04/04/2018	ND(1)	ND(1)	ND(1)	ND(1)	BRL	2	ND(1)	ND(1)	ND(1)	ND(5)	
	05/25/2018	ND(1)	ND(1)	ND(1)	ND(1)	BRL	4	ND(1)	ND(1)	ND(1)	ND(5)	
	06/12/2018	ND(1)	ND(1)	ND(1)	ND(1)	BRL	3	ND(1)	ND(1)	ND(1)	ND(5)	
	07/10/2018	ND(1)	ND(1)	ND(1)	ND(1)	BRL	2	ND(1)	ND(1)	ND(1)	5 J	
	08/16/2018	ND(1)	ND(1)	ND(1)	ND(5)	BRL	2	ND(1)	ND(1)	ND(1)	ND(25)	
	09/20/2018	ND(1)	ND(1)	ND(1)	ND(5)	BRL	3	ND(1)	ND(1)	ND(1)	ND(25)	
	10/04/2018	ND(1)	0.2 J	ND(1)	ND(5)	0.2 J	5	ND(1)	ND(1)	ND(1)	ND(25)	
10/25/2018	ND(1)	ND(1)	ND(1)	ND(5)	BRL	70	0.4 J	1	2	ND(25)		
11/14/2018	ND(1)	ND(1)	ND(1)	ND(5)	BRL	ND(1)	ND(1)	ND(1)	ND(1)	ND(25)		
12/31/2018	ND(1)	ND(1)	ND(1)	ND(5)	BRL	25	0.6 J	2	0.5 J	ND(25)		
01/08/2019	ND(1)	ND(1)	ND(1)	ND(5)	BRL	28	0.5 J	1	ND(1)	ND(25)		
MW-82B(HS-S)	06/03/2014	67.5	ND(10)	ND(10)	66.4	133.9	3510	11.8 J	40.3 J	287	ND(250)	
	06/17/2014	63.8	ND(10)	ND(10)	64.1	127.9	4340	13.4 J	45.3 J	326	ND(250)	
	07/02/2014	70.8	ND(5.0)	ND(5.0)	91.9	162.7	4150	14.3	56.4	381	1510	
	07/15/2014	62.8	ND(25)	ND(25)	79.6	142.4	3610	13.1 J	45.1 J	342	542 J	
	08/15/2014	40.8	ND(5.0)	ND(5.0)	39.9	80.7	3130	ND(10)	33.7	269	ND(130)	
09/12/2014	42.7	ND(25)	ND(25)	50.8	93.5	3790	11.6 J	45.3 J	313	ND(250)		
MW-82B(HS-D)	06/03/2014	57.0	ND(10)	ND(10)	52.6	109.6	3900	12.2 J	43.9 J	309	ND(250)	
	06/17/2014	35.8	ND(10)	ND(10)	50.7	86.5	4040	14.2 J	46.9 J	340	ND(250)	
	07/02/2014	48.4	ND(5.0)	ND(5.0)	75.2	123.6	4670	14.3	55.6	379	1430	
	07/15/2014	39.5	ND(25)	ND(25)	61.6	101.1	4140	12.1 J	45.8 J	320	ND(630)	
	08/15/2014	42.6	ND(5.0)	ND(5.0)	50.0	92.6	3700	11.6	43.3	341	ND(130)	

TABLE 1

**Summary of Groundwater Analytical Results
Inactive Exxon Facility #28077
14528 Jarrettsville Pike
Phoenix, Maryland**

August 8, 2005 through January 22, 2019

Sample ID	Date	Benzene (µg/L)	Toluene (µg/L)	Ethyl- benzene (µg/L)	Total Xylenes (µg/L)	Total BTEX (µg/L)	MTBE (µg/L)	DIPE (µg/L)	ETBE (µg/L)	TAME (µg/L)	TBA (µg/L)	Comments
MW-82B(HS-D)	09/12/2014	43.7	ND(25)	ND(25)	57.0	100.7	4010	ND(50)	47.0 J	337	317	
MW-82D	07/30/2014	9.9	ND(1.0)	ND(1.0)	11.8	21.7	363	1.3 J	4.4 J	28.5	ND(25)	
	07/31/2014	6.2	ND(1.0)	ND(1.0)	7.8	14.0	317	0.80 J	2.9 J	18.6	ND(25)	
MW-82D(140.5)	11/25/2014	0.93	ND(1.0)	ND(1.0)	1.6	2.5	195	0.74 J	2.6	14.5	6.2 J	
	12/18/2014	0.84	ND(1.0)	ND(1.0)	1.4	2.2	144	0.65 J	2.1	11.4	11.2	
	01/29/2015	0.9 J	ND(1)	ND(1)	2	3 J	180	0.7 J	2	13	4 J	
MW-82D(212)	11/25/2014	1.3	ND(1.0)	ND(1.0)	2.4	3.7	246	1.0 J	3.4	19.2	7.1 J	
	12/18/2014	0.90	ND(1.0)	ND(1.0)	1.5	2.4	218	0.84 J	2.9	16.2	8.7 J	
	01/29/2015	0.7 J	ND(1)	ND(1)	2	3 J	240	0.9 J	3	18	4 J	
MW-82D(239.5)	11/25/2014	0.97	ND(1.0)	ND(1.0)	1.9	2.9	236	0.87 J	3.0	16.2	7.6 J	
	12/18/2014	0.90	ND(1.0)	ND(1.0)	1.5	2.4	179	0.73 J	2.4	13.8	8.0 J	
	01/29/2015	1	ND(1)	ND(1)	2	3	220	0.9 J	3	17	3 J	
MW-82D(277)	11/25/2014	1.3	ND(1.0)	ND(1.0)	2.5	3.8	259	1.0 J	3.4	18.9	9.6 J	
	12/18/2014	0.99	ND(1.0)	ND(1.0)	1.9	2.9	229	0.89 J	3.0	17.2	8.6 J	
	01/29/2015	0.6 J	ND(1)	ND(1)	1	2 J	180	0.7 J	2	14	4 J	
MW-82D(302)	11/25/2014	0.88	ND(1.0)	ND(1.0)	1.7	2.6	228	0.82 J	2.9	15.9	7.7 J	
	12/18/2014	0.90	ND(1.0)	ND(1.0)	1.6	2.5	184	0.68 J	2.5	14.1	6.5 J	
	01/29/2015	0.6 J	ND(1)	ND(1)	1	2 J	150	0.6 J	2	11	3 J	
MW-82D(317)	11/25/2014	0.94	ND(1.0)	ND(1.0)	1.8	2.7	278	1.1 J	3.8	20.4	9.3 J	
	12/18/2014	0.94	ND(1.0)	ND(1.0)	1.6	2.5	177	0.71 J	2.4	13.6	7.1 J	
	01/29/2015	0.8 J	ND(1)	ND(1)	2	3 J	210	0.8 J	2	15	3 J	
MW-82D(373)	11/25/2014	1.4	ND(1.0)	ND(1.0)	2.6	4.0	249	1.0 J	3.5	18.9	8.9 J	
	12/18/2014	1.1	ND(1.0)	ND(1.0)	2.2	3.3	273	1.1 J	3.7	20.1	11.7	
	01/29/2015	0.7 J	ND(1)	ND(1)	2	3 J	240	0.8 J	3	18	3 J	
MW-82D(HS-S)	08/19/2014	6.8	ND(1.0)	ND(1.0)	8.2	15.0	302	1.1 J	4.0	26.2	ND(10)	
	09/11/2014	4.3	ND(2.0)	ND(2.0)	3.4	7.7	251	0.97 J	3.2 J	18.6	ND(20)	
	10/17/2014	3.2	ND(1.0)	ND(1.0)	5.9	9.1	290	1.1 J	3.8	22.5	6.5 J	
	11/19/2014	3.4	ND(1.0)	ND(1.0)	4.8	8.2	300	1.3 J	4.2	25.0	ND(10)	
	01/30/2015	ND(1)	ND(1)	ND(1)	0.7 J	0.7 J	190	0.8 J	2	14	5 J	
	02/23/2015	0.6 J	ND(1)	ND(1)	1	2 J	150	ND(1)	2	10	2 J	
	03/16/2015	0.6 J	ND(1)	ND(1)	2	3 J	120	ND(1)	1	8	2 J	
	04/28/2015	0.7 J	ND(1)	ND(1)	1	2 J	140	ND(1)	2	11	4 J	
	05/20/2015	0.8 J	ND(1)	ND(1)	1	2 J	230	0.7 J	2	16	6	
06/22/2015	0.6 J	ND(1)	ND(1)	2	3 J	270	0.8 J	3	18	5 J		

TABLE 1

**Summary of Groundwater Analytical Results
Inactive Exxon Facility #28077
14528 Jarrettsville Pike
Phoenix, Maryland**

August 8, 2005 through January 22, 2019

Sample ID	Date	Benzene (µg/L)	Toluene (µg/L)	Ethyl- benzene (µg/L)	Total Xylenes (µg/L)	Total BTEX (µg/L)	MTBE (µg/L)	DIPE (µg/L)	ETBE (µg/L)	TAME (µg/L)	TBA (µg/L)	Comments
MW-82D(HS-5)	07/22/2015	ND(1)	ND(1)	ND(1)	0.6 J	0.6 J	120	ND(1)	1	7	3 J	
	08/19/2015	0.5 J	ND(1)	ND(1)	0.5 J	1.0 J	110	ND(1)	1	7	3 J	
	09/29/2015	ND(1)	ND(1)	ND(1)	ND(1)	BRL	120	ND(1)	0.7 J	5	ND(20)	
	10/26/2015	ND(1)	ND(1)	ND(1)	ND(1)	BRL	39	ND(1)	ND(1)	3	ND(5)	
	11/23/2015	ND(1)	ND(1)	ND(1)	ND(1)	BRL	65	ND(1)	0.7 J	4	ND(5)	
	12/31/2015	ND(1)	ND(1)	ND(1)	ND(1)	BRL	48	ND(1)	ND(1)	3	5	
	01/29/2016	ND(1)	ND(1)	ND(1)	ND(1)	BRL	45	ND(1)	0.6 J	3	3 J	
	02/08/2016	ND(1)	ND(1)	ND(1)	ND(1)	BRL	59	ND(1)	0.7 J	4	5 J	
	03/22/2016	ND(1)	ND(1)	ND(1)	ND(1)	BRL	62	ND(1)	0.7 J	4	ND(5)	
	04/08/2016	ND(1)	ND(1)	ND(1)	ND(1)	BRL	58	ND(1)	0.7 J	4	ND(20)	
	05/31/2016	ND(1)	ND(1)	ND(1)	ND(1)	BRL	65	ND(1)	0.8 J	5	ND(5)	
	06/28/2016	ND(1)	ND(1)	ND(1)	ND(1)	BRL	59	ND(1)	0.8 J	4	ND(5)	
	07/28/2016	ND(1)	ND(1)	ND(1)	ND(1)	BRL	28	ND(1)	ND(1)	2	ND(5)	
	08/31/2016	ND(1)	ND(1)	ND(1)	ND(1)	BRL	27	ND(1)	ND(1)	2	ND(5)	
	09/30/2016	ND(1)	ND(1)	ND(1)	ND(1)	BRL	28	ND(1)	ND(1)	2	ND(20)	
	10/28/2016	ND(1)	ND(1)	ND(1)	ND(1)	BRL	26	ND(1)	ND(1)	1	ND(5)	
	11/23/2016	ND(1)	ND(1)	ND(1)	ND(1)	BRL	23	ND(1)	ND(1)	2	ND(5)	
	12/27/2016	ND(1)	ND(1)	ND(1)	ND(1)	BRL	11	ND(1)	ND(1)	0.7 J	ND(5)	
	01/31/2017	ND(1)	ND(1)	ND(1)	0.5 J	0.5 J	73	ND(1)	0.9 J	5	ND(5)	
	02/20/2017	0.5 J	ND(1)	ND(1)	0.7 J	1.2 J	92	ND(1)	1	7	ND(5)	
	03/31/2017	ND(1)	ND(1)	ND(1)	ND(1)	BRL	8	ND(1)	ND(1)	0.5 J	ND(5)	
	04/28/2017	ND(1)	ND(1)	ND(1)	0.5 J	0.5 J	85	ND(1)	0.9 J	6	ND(5)	
	05/24/2017	ND(1)	ND(1)	ND(1)	ND(1)	BRL	18	ND(1)	ND(1)	1 J	ND(5)	
	06/30/2017	ND(1)	ND(1)	ND(1)	ND(1)	BRL	21	ND(1)	ND(1)	1	ND(5)	
	07/28/2017	ND(1)	ND(1)	ND(1)	ND(1)	BRL	20	ND(1)	ND(1)	1	ND(5)	
	08/31/2017	ND(1)	ND(1)	ND(1)	ND(1)	BRL	20	ND(1)	ND(1)	ND(1)	ND(5)	
	09/22/2017	ND(1)	ND(1)	ND(1)	ND(1)	BRL	21	ND(1)	ND(1)	1	ND(20)	
	10/25/2017	ND(1)	ND(1)	ND(1)	ND(1)	BRL	20	ND(1)	ND(1)	1	ND(5)	
	11/16/2017	ND(1)	ND(1)	ND(1)	ND(1)	BRL	20	ND(1)	ND(1)	1	ND(5)	
	12/18/2017	ND(1)	ND(1)	ND(1)	ND(1)	BRL	15	ND(1)	ND(1)	1 J	ND(5)	
01/24/2018	ND(1)	ND(1)	ND(1)	ND(1)	BRL	14	ND(1)	ND(1)	0.8 J	7		
02/27/2018	ND(1)	ND(1)	ND(1)	ND(1)	BRL	16	ND(1)	ND(1)	1	ND(5)		
03/09/2018	ND(1)	ND(1)	ND(1)	ND(1)	BRL	9	ND(1)	ND(1)	ND(1)	ND(5)		
04/05/2018	ND(1)	ND(1)	ND(1)	ND(1)	BRL	14	ND(1)	ND(1)	0.8 J	ND(5)		
05/18/2018	ND(1)	ND(1)	ND(1)	ND(1)	BRL	16	ND(1)	ND(1)	1	ND(5)		

TABLE 1

**Summary of Groundwater Analytical Results
Inactive Exxon Facility #28077
14528 Jarrettsville Pike
Phoenix, Maryland**

August 8, 2005 through January 22, 2019

Sample ID	Date	Benzene (µg/L)	Toluene (µg/L)	Ethyl- benzene (µg/L)	Total Xylenes (µg/L)	Total BTEX (µg/L)	MTBE (µg/L)	DIPE (µg/L)	ETBE (µg/L)	TAME (µg/L)	TBA (µg/L)	Comments
MW-82D(HS-S)	06/13/2018	ND(1)	ND(1)	ND(1)	ND(1)	BRL	13	ND(1)	ND(1)	0.7 J	ND(5)	
	07/10/2018	ND(1)	ND(1)	ND(1)	ND(1)	BRL	24	ND(1)	ND(1)	2	ND(5)	
	08/17/2018	ND(1)	ND(1)	ND(1)	ND(5)	BRL	32	0.2 J	0.5 J	2	ND(25)	
	09/06/2018	ND(1)	ND(1)	ND(1)	ND(5)	BRL	51	0.4 J	1 J	3	ND(25)	
	10/04/2018	ND(1)	ND(1)	ND(1)	ND(5)	BRL	9	ND(1)	ND(1)	0.5 J	15 J	
	11/28/2018	ND(1)	ND(1)	ND(1)	ND(5)	BRL	120	0.4 J	1	7	ND(25)	
	12/19/2018	ND(1)	ND(1)	ND(1)	ND(5)	BRL	85	0.3 J	1	5	ND(25)	
01/22/2019	ND(1)	ND(1)	ND(1)	ND(5)	BRL	8	ND(1)	ND(1)	0.4 J	ND(25)		
MW-82D(HS-M)	08/19/2014	5.9	ND(1.0)	ND(1.0)	6.5	12.4	288	1.1 J	3.8	24.7	ND(10)	
	09/11/2014	4.7	ND(2.0)	ND(2.0)	4.4	9.1	254	0.98 J	3.3 J	19.0	ND(20)	
	10/17/2014	2.1	ND(1.0)	ND(1.0)	4.2	6.3	256	0.91 J	3.4	19.5	ND(10)	
	11/19/2014	0.86	ND(1.0)	ND(1.0)	1.3	2.2	212	0.81 J	2.7	16.1	ND(10)	
	01/30/2015	0.6 J	ND(1)	ND(1)	1	2 J	260	0.9 J	3	19	4 J	
	02/23/2015	0.9 J	ND(1)	ND(1)	2	3 J	250	0.9 J	3	17	4 J	
	03/16/2015	0.6 J	ND(1)	ND(1)	0.9 J	1.5 J	110	ND(1)	1	8	ND(5)	
	04/28/2015	0.9 J	ND(1)	ND(1)	2	3 J	170	0.6 J	2	14	3 J	
	05/20/2015	0.7 J	ND(1)	ND(1)	1	2 J	150	ND(1)	2	10	ND(5)	
	06/22/2015	0.6 J	ND(1)	ND(1)	1	2 J	260	0.8 J	3	18	5 J	
	07/22/2015	ND(1)	ND(1)	ND(1)	0.6 J	0.6 J	130	ND(1)	1	8	4 J	
	08/19/2015	ND(1)	ND(1)	ND(1)	0.5 J	0.5 J	110	ND(1)	1	7	4 J	
	09/29/2015	0.6 J	ND(1)	ND(1)	ND(1)	0.6 J	120	ND(1)	ND(1)	6	ND(20)	
	10/26/2015	ND(1)	ND(1)	ND(1)	0.8 J	0.8 J	110	ND(1)	1	8	ND(5)	
	11/23/2015	ND(1)	ND(1)	ND(1)	ND(1)	BRL	48	ND(1)	ND(1)	3	ND(5)	
	12/31/2015	ND(1)	ND(1)	ND(1)	ND(1)	BRL	49	ND(1)	ND(1)	3	3 J	
	01/29/2016	ND(1)	ND(1)	ND(1)	ND(1)	BRL	46	ND(1)	0.6 J	3	ND(5)	
	02/08/2016	ND(1)	ND(1)	ND(1)	0.7 J	0.7 J	78	ND(1)	1 J	6	5	
	03/22/2016	ND(1)	ND(1)	ND(1)	ND(1)	BRL	65	ND(1)	0.7 J	4	2 J	
	04/08/2016	0.6 J	ND(1)	ND(1)	0.7 J	1.3 J	100	ND(1)	1	7	ND(20)	
05/31/2016	ND(1)	ND(1)	ND(1)	ND(1)	BRL	87	ND(1)	1	7	ND(5)		
06/28/2016	ND(1)	ND(1)	ND(1)	0.5 J	0.5 J	67	ND(1)	0.8 J	5	3 J		
07/28/2016	ND(1)	ND(1)	ND(1)	ND(1)	BRL	29	ND(1)	ND(1)	2	2 J		
08/31/2016	ND(1)	ND(1)	ND(1)	ND(1)	BRL	26	ND(1)	ND(1)	2	ND(5)		
09/30/2016	ND(1)	ND(1)	ND(1)	ND(1)	BRL	28	ND(1)	ND(1)	2	ND(20)		
10/28/2016	ND(1)	ND(1)	ND(1)	ND(1)	BRL	31	ND(1)	ND(1)	1	ND(5)		
11/23/2016	ND(1)	ND(1)	ND(1)	ND(1)	BRL	23	ND(1)	ND(1)	1	ND(5)		

TABLE 1

**Summary of Groundwater Analytical Results
Inactive Exxon Facility #28077
14528 Jarrettsville Pike
Phoenix, Maryland**

August 8, 2005 through January 22, 2019

Sample ID	Date	Benzene (µg/L)	Toluene (µg/L)	Ethyl- benzene (µg/L)	Total Xylenes (µg/L)	Total BTEX (µg/L)	MTBE (µg/L)	DIPE (µg/L)	ETBE (µg/L)	TAME (µg/L)	TBA (µg/L)	Comments
MW-82D(HS-M)	12/27/2016	ND(1)	ND(1)	ND(1)	ND(1)	BRL	48	ND(1)	0.6 J	4	ND(5)	
	01/31/2017	ND(1)	ND(1)	ND(1)	0.6 J	0.6 J	72	ND(1)	0.8 J	5	ND(5)	
	02/20/2017	ND(1)	ND(1)	ND(1)	ND(1)	BRL	8	ND(1)	ND(1)	ND(1)	ND(5)	
	03/31/2017	0.5 J	ND(1)	ND(1)	0.6 J	1.1 J	97	ND(1)	1	7	ND(5)	
	04/28/2017	0.5 J	ND(1)	ND(1)	0.6 J	1.1 J	97	ND(1)	1	6	ND(5)	
	05/24/2017	ND(1)	ND(1)	ND(1)	ND(1)	BRL	18	ND(1)	ND(1)	1	ND(5)	
	06/30/2017	ND(1)	ND(1)	ND(1)	ND(1)	BRL	21	ND(1)	ND(1)	1	ND(5)	
	07/28/2017	ND(1)	ND(1)	ND(1)	ND(1)	BRL	20	ND(1)	ND(1)	1	ND(5)	
	08/31/2017	ND(1)	ND(1)	ND(1)	ND(1)	BRL	20	ND(1)	ND(1)	1	ND(5)	
	09/22/2017	0.6 J	ND(1)	ND(1)	ND(1)	0.6 J	94	ND(1)	1	7	ND(20)	
	10/25/2017	ND(1)	ND(1)	ND(1)	ND(1)	BRL	79	ND(1)	0.9 J	5	ND(5)	
	11/16/2017	ND(1)	ND(1)	ND(1)	ND(1)	BRL	84	ND(1)	0.9 J	6	ND(5)	
	12/18/2017	0.5 J	ND(1)	ND(1)	ND(1)	0.5 J	89	ND(1)	0.9 J	6	ND(5)	
	01/24/2018	ND(1)	ND(1)	ND(1)	ND(1)	BRL	35	ND(1)	ND(1)	2	ND(5)	
	02/27/2018	ND(1)	ND(1)	ND(1)	ND(1)	BRL	14	ND(1)	ND(1)	0.9 J	ND(5)	
	03/09/2018	ND(1)	ND(1)	ND(1)	ND(1)	BRL	60	ND(1)	0.8 J	4	ND(5)	
	04/05/2018	ND(1)	ND(1)	ND(1)	ND(1)	BRL	14	ND(1)	ND(1)	0.8 J	ND(5)	
	05/18/2018	ND(1)	ND(1)	ND(1)	ND(1)	BRL	50	ND(1)	0.6 J	4	ND(5)	
	06/13/2018	ND(1)	ND(1)	ND(1)	ND(1)	BRL	13	ND(1)	ND(1)	0.7 J	ND(5)	
	07/10/2018	ND(1)	ND(1)	ND(1)	ND(1)	BRL	54	ND(1)	0.7 J	4	ND(5)	
08/17/2018	0.4 J	ND(1)	ND(1)	ND(5)	0.4 J	64	0.2 J	0.7 J	4	ND(25)		
09/06/2018	0.5 J	ND(1)	ND(1)	ND(5)	0.5 J	100	ND(1)	1	7	ND(25)		
10/04/2018	ND(1)	ND(1)	ND(1)	ND(5)	BRL	9	ND(1)	ND(1)	0.5 J	ND(25)		
11/28/2018	0.4 J	ND(1)	ND(1)	ND(5)	0.4 J	100	0.4 J	1	6	ND(25)		
12/19/2018	0.5 J	ND(1)	ND(1)	ND(5)	0.5 J	110	0.4 J	1	7	ND(25)		
01/22/2019	ND(1)	ND(1)	ND(1)	ND(5)	BRL	7	ND(1)	ND(1)	0.4 J	ND(25)		
MW-82D(HS-D)	08/19/2014	4.8	ND(1.0)	ND(1.0)	4.5	9.3	264	0.95 J	3.5	22.6	ND(10)	
	09/11/2014	4.5	ND(2.0)	ND(2.0)	3.9	8.4	242	1.0 J	3.1 J	18.3	ND(20)	
	10/17/2014	0.64	ND(1.0)	ND(1.0)	1.6	2.2	225	0.79 J	2.8	16.9	ND(10)	
	11/19/2014	1.2	ND(1.0)	ND(1.0)	1.7	2.9	250	0.86 J	2.9	17.0	ND(10)	
	01/30/2015	ND(1)	ND(1)	ND(1)	2	2	270	1 J	3	20	4 J	
	02/23/2015	0.6 J	ND(1)	ND(1)	2	3 J	250	0.9 J	3	17	4 J	
	03/16/2015	0.7 J	ND(1)	ND(1)	1	2 J	140	0.5 J	2	11	ND(5)	
	04/28/2015	0.7 J	ND(1)	ND(1)	1	2 J	120	ND(1)	1	9	2 J	
05/20/2015	0.8 J	ND(1)	ND(1)	1	2 J	160	0.6 J	2	12	5 J		

TABLE 1

**Summary of Groundwater Analytical Results
Inactive Exxon Facility #28077
14528 Jarrettsville Pike
Phoenix, Maryland**

August 8, 2005 through January 22, 2019

Sample ID	Date	Benzene (µg/L)	Toluene (µg/L)	Ethyl- benzene (µg/L)	Total Xylenes (µg/L)	Total BTEX (µg/L)	MTBE (µg/L)	DIPE (µg/L)	ETBE (µg/L)	TAME (µg/L)	TBA (µg/L)	Comments
MW-82D(HS-D)	06/22/2015	0.6 J	ND(1)	ND(1)	1	2 J	260	0.8 J	3	18	4 J	
	07/22/2015	ND(1)	ND(1)	ND(1)	0.6 J	0.6 J	130	ND(1)	1	9	2 J	
	08/19/2015	ND(1)	ND(1)	ND(1)	0.6 J	0.6 J	110	ND(1)	1	8	6	
	09/29/2015	0.6 J	ND(1)	ND(1)	ND(1)	0.6 J	120	ND(1)	0.7 J	6	ND(20)	
	10/26/2015	ND(1)	ND(1)	ND(1)	0.7 J	0.7 J	100	ND(1)	1	7	ND(5)	
	11/23/2015	ND(1)	ND(1)	ND(1)	0.5 J	0.5 J	150	ND(1)	2	10	3 J	
	12/31/2015	ND(1)	ND(1)	ND(1)	ND(1)	BRL	49	ND(1)	ND(1)	3	2 J	
	01/29/2016	ND(1)	ND(1)	ND(1)	ND(1)	BRL	42	ND(1)	0.5 J	3	ND(5)	
	02/08/2016	ND(1)	ND(1)	ND(1)	0.6 J	0.6 J	75	ND(1)	0.9 J	5	5	
	03/22/2016	ND(1)	ND(1)	ND(1)	ND(1)	BRL	84	ND(1)	0.9 J	6	2 J	
	04/08/2016	0.5 J	ND(1)	ND(1)	0.5 J	1.0 J	100	ND(1)	1	7	ND(20)	
	05/31/2016	ND(1)	ND(1)	ND(1)	ND(1)	BRL	73	ND(1)	0.9 J	5	ND(5)	
	06/28/2016	0.5 J	ND(1)	ND(1)	0.5 J	1.0 J	96	ND(1)	1	7	3 J	
	07/28/2016	ND(1)	ND(1)	ND(1)	ND(1)	BRL	27	ND(1)	ND(1)	2	ND(5)	
	08/31/2016	ND(1)	ND(1)	ND(1)	ND(1)	BRL	26	ND(1)	ND(1)	2	ND(5)	
	09/30/2016	ND(1)	ND(1)	ND(1)	ND(1)	BRL	25	ND(1)	ND(1)	1	ND(20)	
	10/28/2016	ND(1)	ND(1)	ND(1)	ND(1)	BRL	24	ND(1)	ND(1)	1	ND(5)	
	11/23/2016	ND(1)	ND(1)	ND(1)	ND(1)	BRL	23	ND(1)	ND(1)	2	ND(5)	
	12/27/2016	ND(1)	0.6 J	ND(1)	ND(1)	0.6 J	30	ND(1)	ND(1)	2	ND(5)	
	01/31/2017	ND(1)	ND(1)	ND(1)	ND(1)	BRL	55	ND(1)	0.7 J	4	ND(5)	
	02/20/2017	ND(1)	ND(1)	ND(1)	ND(1)	BRL	67	ND(1)	0.8 J	5	ND(5)	
	03/31/2017	ND(1)	ND(1)	ND(1)	0.5 J	0.5 J	90	ND(1)	1	7	ND(5)	
	04/28/2017	ND(1)	ND(1)	ND(1)	ND(1)	BRL	26	ND(1)	ND(1)	2	ND(5)	
	05/24/2017	ND(1)	ND(1)	ND(1)	ND(1)	BRL	18	ND(1)	ND(1)	1 J	ND(5)	
	06/30/2017	ND(1)	ND(1)	ND(1)	ND(1)	BRL	21	ND(1)	ND(1)	1	ND(5)	
	07/28/2017	ND(1)	ND(1)	ND(1)	ND(1)	BRL	20	ND(1)	ND(1)	1	ND(5)	
	08/31/2017	ND(1)	ND(1)	ND(1)	ND(1)	BRL	20	ND(1)	ND(1)	1	ND(5)	
	09/22/2017	0.6 J	ND(1)	ND(1)	0.6 J	1.2 J	100	ND(1)	1	8	ND(20)	
	10/25/2017	ND(1)	ND(1)	ND(1)	ND(1)	BRL	62	ND(1)	0.7 J	4	ND(5)	
	11/16/2017	ND(1)	ND(1)	ND(1)	ND(1)	BRL	69	ND(1)	0.7 J	4	ND(5)	
12/18/2017	ND(1)	ND(1)	ND(1)	ND(1)	BRL	81	ND(1)	0.9 J	5	ND(5)		
01/24/2018	ND(1)	ND(1)	ND(1)	ND(1)	BRL	16	ND(1)	ND(1)	1	ND(5)		
02/27/2018	0.6 J	0.6 J	ND(1)	0.5 J	1.7 J	97	ND(1)	1	7	2 J		
03/09/2018	ND(1)	ND(1)	ND(1)	ND(1)	BRL	62	ND(1)	0.7 J	4	ND(5)		
04/05/2018	ND(1)	ND(1)	ND(1)	ND(1)	BRL	15	ND(1)	ND(1)	0.8 J	ND(5)		

TABLE 1

**Summary of Groundwater Analytical Results
Inactive Exxon Facility #28077
14528 Jarrettsville Pike
Phoenix, Maryland**

August 8, 2005 through January 22, 2019

Sample ID	Date	Benzene (µg/L)	Toluene (µg/L)	Ethyl- benzene (µg/L)	Total Xylenes (µg/L)	Total BTEX (µg/L)	MTBE (µg/L)	DIPE (µg/L)	ETBE (µg/L)	TAME (µg/L)	TBA (µg/L)	Comments
MW-82D(HS-D)	05/18/2018	ND(1)	ND(1)	ND(1)	ND(1)	BRL	88	ND(1)	1	6	ND(5)	
	06/13/2018	ND(1)	ND(1)	ND(1)	ND(1)	BRL	13	ND(1)	ND(1)	0.7 J	ND(5)	
	07/10/2018	ND(1)	ND(1)	ND(1)	ND(1)	BRL	88	ND(1)	1	6	ND(5)	
	08/17/2018	0.4 J	ND(1)	ND(1)	ND(5)	0.4 J	82	0.3 J	0.8 J	5	ND(25)	
	09/06/2018	0.4 J	ND(1)	ND(1)	ND(5)	0.4 J	87	0.4 J	1	6	ND(25)	
	10/04/2018	0.3 J	ND(1)	ND(1)	ND(5)	0.3 J	10	ND(1)	ND(1)	0.5 J	31	
	11/28/2018	0.3 J	ND(1)	ND(1)	ND(5)	0.3 J	90	0.2 J	1	6	ND(25)	
	12/19/2018	0.5 J	0.2 J	ND(1)	ND(5)	0.7 J	110	0.5 J	1	7	ND(25)	
	01/22/2019	ND(1)	ND(1)	ND(1)	ND(5)	BRL	7	ND(1)	ND(1)	0.4 J	ND(25)	
MW-89 [R]	03/21/2006	ND(1.0)	ND(1.0)	ND(1.0)	ND(1.0)	BRL	0.56 J	ND(5.0)	ND(5.0)	ND(5.0)	ND(25)	
	03/29/2006	ND(1.0)	ND(1.0)	ND(1.0)	ND(1.0)	BRL	1.1	ND(5.0)	ND(5.0)	ND(5.0)	ND(25)	
	04/05/2006	ND(1.0)	ND(1.0)	ND(1.0)	ND(1.0)	BRL	1.3	ND(5.0)	ND(5.0)	ND(5.0)	ND(25)	
	04/12/2006	ND(1.0)	ND(1.0)	ND(1.0)	ND(1.0)	BRL	1.2	ND(5.0)	ND(5.0)	ND(5.0)	ND(25)	
	04/19/2006	ND(1.0)	ND(1.0)	ND(1.0)	ND(1.0)	BRL	1.4	ND(5.0)	ND(5.0)	ND(5.0)	ND(25)	
	05/18/2006	1.2 J	2	ND(2)	ND(2)	3 J	216	ND(10)	0.99 J	12.7	ND(50)	
	06/22/2006	ND(1.0)	ND(1.0)	ND(1.0)	ND(1.0)	BRL	5.9	ND(5.0)	ND(5.0)	ND(5.0)	ND(25)	
	06/28/2006	ND(1.0)	ND(1.0)	ND(1.0)	ND(1.0)	BRL	14	NA	NA	NA	ND(25)	
	07/07/2006	ND(1.0)	ND(1.0)	ND(1.0)	ND(1.0)	BRL	47.6	NA	NA	NA	ND(25)	
	07/19/2006	ND(1.0)	ND(1.0)	ND(1.0)	ND(1.0)	BRL	11.4	NA	NA	NA	ND(25)	
	07/26/2006	ND(1.0)	ND(1.0)	ND(1.0)	ND(1.0)	BRL	3.1	NA	NA	NA	ND(25)	
	08/03/2006	ND(1.0)	ND(1.0)	ND(1.0)	ND(1.0)	BRL	7.5	NA	NA	NA	ND(25)	
	08/07/2006	ND(1.0)	ND(1.0)	ND(1.0)	ND(1.0)	BRL	12	NA	NA	NA	ND(25)	
	08/17/2006	ND(1.0)	ND(1.0)	ND(1.0)	ND(1.0)	BRL	30.1	NA	NA	NA	ND(25)	
	08/31/2006	ND(1.0)	ND(1.0)	ND(1.0)	ND(1.0)	BRL	15.8	NA	NA	NA	ND(25)	
	09/06/2006	ND(1.0)	ND(1.0)	ND(1.0)	ND(1.0)	BRL	17.7	NA	NA	NA	ND(25)	
	09/19/2006	ND(1.0)	ND(1.0)	ND(1.0)	ND(1.0)	BRL	47.4	NA	NA	NA	ND(25)	
	10/18/2006	ND(1.0)	ND(1.0)	ND(1.0)	ND(1.0)	BRL	31.8	NA	NA	NA	ND(25)	
	11/10/2006	ND(1.0)	ND(1.0)	ND(1.0)	ND(1.0)	BRL	32.7	NA	NA	NA	ND(25)	
	12/20/2006	ND(1.0)	ND(1.0)	ND(1.0)	ND(1.0)	BRL	74	ND(5.0)	1.9 J	8.8	ND(25)	
01/17/2007	ND(5.0)	ND(5.0)	ND(5.0)	ND(5.0)	BRL	2780	13.6 J	46.4	343	ND(130)		
02/08/2007	10	29.6	2.7 J	14.1	56 J	4080	35.1	116	455	ND(130)		
02/20/2007	50.6	140	16.5 J	84.4	292 J	10700	75.5 J	258	1360	ND(630)		
03/14/2007	46.8	177	21.1	115	360	8400	72	253	793	ND(250)		
04/11/2007	75.2	265	32.7	184	557	9650	63.9	218	930	ND(130)		
05/10/2007	137	461	53.5	252	904	9770	64.3 J	237	941	ND(500)		

TABLE 1

**Summary of Groundwater Analytical Results
Inactive Exxon Facility #28077
14528 Jarrettsville Pike
Phoenix, Maryland**

August 8, 2005 through January 22, 2019

Sample ID	Date	Benzene (µg/L)	Toluene (µg/L)	Ethyl- benzene (µg/L)	Total Xylenes (µg/L)	Total BTEX (µg/L)	MTBE (µg/L)	DIPE (µg/L)	ETBE (µg/L)	TAME (µg/L)	TBA (µg/L)	Comments
MW-89 [R]	06/08/2007	116	306	ND(25)	216	638	12900	71.3 J	259	1920	ND(630)	
	07/20/2007	3.8	2.8	ND(2.5)	18.1	24.7	2000	11.8 J	45	223	ND(63)	
	08/17/2007	ND(1.0)	ND(1.0)	ND(1.0)	ND(1.0)	BRL	276	2.9 J	10.1	28	ND(25)	
	09/12/2007	0.22 J	ND(1.0)	ND(1.0)	ND(1.0)	0.22 J	348	4.4 J	16.7	49.5	ND(25)	
	10/10/2007	ND(1.0)	ND(1.0)	ND(1.0)	ND(1.0)	BRL	ND(1.0)	ND(5.0)	0.43 J	ND(5.0)	ND(25)	
	10/15/2007	ND(1.0)	ND(1.0)	ND(1.0)	0.35 J	0.35 J	19.6	2.6 J	9.2	ND(5.0)	ND(25)	
	11/02/2007	4.9	1.7	0.94 J	62.1	69.6 J	255	2.8 J	10.6	35.7	ND(25)	
	12/10/2007	8.4	1.6	0.33 J	62	72 J	595	5.3	20.5	80.8	ND(25)	
	01/16/2008	27	21.7	10	398	457	2090	11.6 J	42.4 J	229	ND(250)	
	02/25/2008	7.3	4.5	ND(4)	105	117	437	2.9 J	9.6 J	47.4	ND(100)	
	03/17/2008	89.3	39.1	14.5	926	1069	2810	10.8	39	343	ND(25)	
	04/25/2008	43.7	6.9 J	ND(10)	417	468 J	2210	8 J	33.4 J	279	ND(250)	
	05/14/2008	ND(5.0)	ND(5.0)	ND(5.0)	ND(5.0)	BRL	1430	7.2 J	23.3 J	155	ND(130)	
	06/11/2008	ND(1.0)	ND(1.0)	ND(1.0)	ND(1.0)	BRL	ND(1.0)	ND(5.0)	ND(5.0)	ND(5.0)	ND(25)	
	07/24/2008	ND(1.0)	ND(1.0)	ND(1.0)	1.3	1.3	0.95 J	ND(5.0)	ND(5.0)	ND(5.0)	ND(25)	
	08/19/2008	ND(1.0)	ND(1.0)	ND(1.0)	ND(1.0)	BRL	8.5	ND(5.0)	ND(5.0)	0.94 J	ND(25)	
	09/18/2008	ND(1.0)	ND(1.0)	ND(1.0)	ND(1.0)	BRL	3.7	ND(5.0)	ND(5.0)	ND(5.0)	ND(25)	
	10/15/2008	ND(1.0)	ND(1.0)	ND(1.0)	ND(1.0)	BRL	4.1	ND(5.0)	ND(5.0)	ND(5.0)	18.4 J	
	11/20/2008	0.74 J	ND(1.0)	ND(1.0)	2.9	3.6 J	127	1.7 J	5.7	6.1	ND(25)	
	12/18/2008	13.5	1.2	ND(1.0)	74.2	88.9	540	3.8 J	13.4	49.2	ND(25)	
	01/30/2009	ND(1.0)	ND(1.0)	ND(1.0)	ND(1.0)	BRL	0.68 J	ND(5.0)	ND(5.0)	ND(5.0)	ND(25)	
	02/19/2009	11	0.86 J	ND(1.0)	91.2	103 J	556	2.8 J	9.3	54	ND(25)	
	03/10/2009	3.1	0.37 J	ND(1.0)	30.6	34.1 J	623	3.2	10.7	51.6	ND(25)	
	04/21/2009	165	34.9	6.5	1430	1636	5230	17.1	65.8	504	50.1	
	05/21/2009	6.2	ND(5.0)	ND(5.0)	51.8	58.0	2400	7.7 J	26.9	205	ND(130)	
	06/11/2009	9.5 J	ND(10)	ND(10)	20.9	30.4 J	1640	ND(50)	9.3 J	103	ND(250)	
	07/29/2009	3.7	ND(2)	ND(2)	21.3	25.0	1160	3.3 J	12.3	97.7	ND(50)	
	08/24/2009	2.6	ND(2.5)	ND(2.5)	10.3	12.9	1220	3.1 J	10.8 J	95.1	18.7 J	
	09/17/2009	3.3	ND(2)	ND(2)	12.8	16.1	1290	3.7 J	13	100	16.5 J	
	10/14/2009	2.7	0.60 J	ND(1.0)	13.9	17.2 J	720	2.7 J	8.5	63.6	ND(25)	
11/23/2009	2	0.38 J	ND(1.0)	14.6	17 J	307	1.2 J	4.3 J	25.6	ND(25)		
12/28/2009	1.6	ND(1.0)	ND(1.0)	9.4	11.0	370	1.7 J	5.3	32.4	12.1 J		
01/25/2010	1.7	ND(1.0)	ND(1.0)	8	10	306	0.98 J	3.4 J	24.9	8.1 J		
02/22/2010	0.48 J	ND(1.0)	ND(1.0)	0.77 J	1.25 J	191	0.84 J	2.7 J	11.9	ND(25)		
03/18/2010	0.98 J	ND(1.0)	ND(1.0)	3.1	4.1 J	132	1.1 J	3.5 J	8.5	ND(25)		

TABLE 1

**Summary of Groundwater Analytical Results
Inactive Exxon Facility #28077
14528 Jarrettsville Pike
Phoenix, Maryland**

August 8, 2005 through January 22, 2019

Sample ID	Date	Benzene (µg/L)	Toluene (µg/L)	Ethyl- benzene (µg/L)	Total Xylenes (µg/L)	Total BTEX (µg/L)	MTBE (µg/L)	DIPE (µg/L)	ETBE (µg/L)	TAME (µg/L)	TBA (µg/L)	Comments
MW-89 [R]	04/21/2010	0.82 J	ND(1.0)	ND(1.0)	1.5	2.3 J	123	1.2 J	3.6 J	8	ND(25)	
	05/26/2010	0.24 J	ND(1.0)	ND(1.0)	0.61 J	0.85 J	121	1.2 J	4.1 J	5.7	ND(25)	
	06/10/2010	ND(1.0)	ND(1.0)	ND(1.0)	ND(1.0)	BRL	59.2	2.2 J	8	1.6 J	ND(25)	
	06/23/2010	ND(1.0)	ND(1.0)	ND(1.0)	ND(1.0)	BRL	117	2 J	7.9	1.5 J	ND(25)	
	07/14/2010	ND(1.0)	ND(1.0)	ND(1.0)	ND(1.0)	BRL	174	2.8 J	10.1	6.5	ND(25)	
	07/26/2010	ND(1.0)	ND(1.0)	ND(1.0)	ND(1.0)	BRL	528	4 J	14.5	21	ND(25)	
	08/10/2010	ND(1.0)	ND(1.0)	ND(1.0)	ND(1.0)	BRL	150	2.1 J	8.6	9.2	ND(25)	
	08/24/2010	ND(1.0)	ND(1.0)	ND(1.0)	ND(1.0)	BRL	104	1.3 J	5.4	7.2	ND(25)	
	09/07/2010	ND(1.0)	ND(1.0)	ND(1.0)	ND(1.0)	BRL	4.4	ND(5.0)	ND(5.0)	ND(5.0)	ND(25)	
	09/24/2010	ND(1.0)	ND(1.0)	ND(1.0)	ND(1.0)	BRL	1.1	ND(5.0)	ND(5.0)	ND(5.0)	ND(25)	
	10/12/2010	ND(1.0)	ND(1.0)	ND(1.0)	ND(1.0)	BRL	1730	4.9 J	18	117	19.4 J	
	10/27/2010	ND(2)	ND(2)	ND(2)	ND(2)	BRL	1380	3.9 J	15.6	107	ND(50)	
	11/08/2010	ND(5.0)	ND(5.0)	ND(5.0)	ND(5.0)	BRL	1410	4.5 J	19.6 J	96.5	594	
	11/29/2010	17.3	ND(1.0)	ND(1.0)	4.2	21.5	463	2.3 J	7.4	49.2	ND(25)	
	12/10/2010	ND(1.0)	ND(1.0)	ND(1.0)	ND(1.0)	BRL	344	0.95 J	4.4 J	29.5	ND(25)	
	12/28/2010	ND(1.0)	ND(1.0)	ND(1.0)	ND(1.0)	BRL	564	1.7 J	7.1	36.3	ND(25)	
	01/11/2011	ND(1.0)	ND(1.0)	ND(1.0)	ND(1.0)	BRL	586	1.9 J	7.9	43	ND(25)	
	01/20/2011	ND(1.0)	ND(1.0)	ND(1.0)	ND(1.0)	BRL	12.4	ND(5.0)	ND(5.0)	0.71 J	ND(25)	
	02/08/2011	ND(1.0)	ND(1.0)	18.7	14.9	33.6	404	0.77 J	4.1 J	24	13 J	
	02/28/2011	ND(1.0)	ND(1.0)	ND(1.0)	ND(1.0)	BRL	1490	3.8 J	14.2	93.4	27.4	
	03/09/2011	ND(1.0)	ND(1.0)	ND(1.0)	ND(1.0)	BRL	1820	6.1	22	132	54.9	
	03/29/2011	0.72 J	ND(1.0)	ND(1.0)	0.35 J	1.07 J	163	0.59 J	2.1 J	11.4	ND(25)	
	04/07/2011	0.48 J	ND(1.0)	ND(1.0)	ND(1.0)	0.48 J	117	0.51 J	1.8 J	6.8	ND(25)	
	04/27/2011	0.72 J	ND(1.0)	ND(1.0)	ND(1.0)	0.72 J	93.9	0.53 J	1.8 J	6.6	ND(25)	
	05/11/2011	0.29 J	ND(1.0)	ND(1.0)	ND(1.0)	0.29 J	70.7	0.62 J	2.1 J	4.8 J	ND(25)	
	05/24/2011	1.7	ND(1.0)	ND(1.0)	ND(1.0)	1.7	160	0.62 J	2.1 J	12.6	ND(25)	
	06/07/2011	0.49 J	ND(1.0)	ND(1.0)	ND(1.0)	0.49 J	82.1	0.47 J	1.7 J	5.7	ND(25)	
	06/29/2011	0.33 J	ND(1.0)	ND(1.0)	ND(1.0)	0.33 J	79.3	ND(5.0)	2.2 J	5.5	ND(25)	
	07/08/2011	ND(1.0)	ND(1.0)	ND(1.0)	ND(1.0)	BRL	59.1	0.59 J	2.1 J	3.7 J	ND(25)	
	07/29/2011	ND(1.0)	ND(1.0)	ND(1.0)	ND(1.0)	BRL	38.5	1.1 J	3.8 J	1.7 J	ND(25)	
08/08/2011	ND(1.0)	ND(1.0)	ND(1.0)	ND(1.0)	BRL	27	1.7 J	5.5	0.75 J	ND(25)		
08/31/2011	ND(1.0)	ND(1.0)	ND(1.0)	ND(1.0)	BRL	140	2.1 J	9	4.2 J	ND(25)		
09/12/2011	0.52 J	ND(1.0)	ND(1.0)	ND(1.0)	0.52 J	79.2	0.27 J	1.1 J	6.3	ND(25)		
09/29/2011	ND(1.0)	ND(1.0)	ND(1.0)	ND(1.0)	BRL	65.1	ND(5.0)	1 J	4.4 J	ND(25)		
10/13/2011	ND(1.0)	ND(1.0)	ND(1.0)	ND(1.0)	BRL	50.2	0.34 J	1.2 J	3.2 J	ND(25)		

TABLE 1

**Summary of Groundwater Analytical Results
Inactive Exxon Facility #28077
14528 Jarrettsville Pike
Phoenix, Maryland**

August 8, 2005 through January 22, 2019

Sample ID	Date	Benzene (µg/L)	Toluene (µg/L)	Ethyl- benzene (µg/L)	Total Xylenes (µg/L)	Total BTEX (µg/L)	MTBE (µg/L)	DIPE (µg/L)	ETBE (µg/L)	TAME (µg/L)	TBA (µg/L)	Comments
MW-89 [R]	10/25/2011	ND(1.0)	ND(1.0)	ND(1.0)	ND(1.0)	BRL	36	ND(5.0)	0.95 J	2 J	ND(25)	
	11/08/2011	ND(1.0)	ND(1.0)	ND(1.0)	ND(1.0)	BRL	26.5	ND(5.0)	0.89 J	1.6 J	ND(25)	
	11/30/2011	ND(1.0)	ND(1.0)	ND(1.0)	ND(1.0)	BRL	40.5	0.25 J	1 J	2.6 J	ND(25)	
	12/13/2011	ND(1.0)	ND(1.0)	ND(1.0)	ND(1.0)	BRL	31	0.38 J	1.1 J	2 J	ND(25)	
	12/28/2011	ND(1.0)	ND(1.0)	ND(1.0)	ND(1.0)	BRL	33.7	0.3 J	1 J	2.2 J	ND(25)	
	01/06/2012	ND(1.0)	ND(1.0)	ND(1.0)	ND(1.0)	BRL	26.2	0.26 J	0.77 J	1.7 J	ND(25)	
	01/23/2012	ND(1.0)	ND(1.0)	ND(1.0)	ND(1.0)	BRL	26.4	ND(5.0)	0.8 J	1.7 J	ND(25)	
	02/20/2012	ND(1.0)	ND(1.0)	ND(1.0)	ND(1.0)	BRL	28.3	0.32 J	1.1 J	1.6 J	ND(25)	
	03/22/2012	ND(1.0)	ND(1.0)	ND(1.0)	ND(1.0)	BRL	31	0.60 J	1.9 J	1.5 J	ND(25)	
	04/24/2012	ND(1.0)	ND(1.0)	ND(1.0)	ND(1.0)	BRL	7.5	1.3 J	4.4 J	ND(5.0)	ND(25)	
	05/29/2012	ND(1.0)	ND(1.0)	ND(1.0)	ND(1.0)	BRL	8.1	1.7 J	5.1	ND(5.0)	ND(25)	
	06/22/2012	ND(1.0)	ND(1.0)	ND(1.0)	ND(1.0)	BRL	16.2	2.4 J	6.8	ND(5.0)	ND(25)	
	07/24/2012	ND(1.0)	ND(1.0)	ND(1.0)	ND(1.0)	BRL	1.4	ND(5.0)	ND(5.0)	ND(5.0)	ND(25)	
	08/22/2012	ND(1.0)	ND(1.0)	ND(1.0)	ND(1.0)	BRL	0.98 J	ND(5.0)	0.37 J	ND(5.0)	ND(25)	
	09/11/2012	ND(1.0)	ND(1.0)	ND(1.0)	ND(1.0)	BRL	4.6	1.3 J	3.6 J	ND(5.0)	ND(25)	
	10/24/2012	ND(1.0)	ND(1.0)	ND(1.0)	ND(1.0)	BRL	2.3	0.27 J	1.2 J	ND(5.0)	ND(25)	
	11/27/2012	ND(1.0)	ND(1.0)	ND(1.0)	ND(1.0)	BRL	107	0.41 J	1.4 J	9.5	ND(25)	
	12/18/2012	ND(1.0)	ND(1.0)	ND(1.0)	ND(1.0)	BRL	63.8	0.56 J	1.7 J	3 J	ND(25)	
	01/22/2013	ND(1.0)	ND(1.0)	ND(1.0)	ND(1.0)	BRL	50.8	0.55 J	1.6 J	2.9 J	ND(25)	
	02/25/2013	ND(1.0)	ND(1.0)	ND(1.0)	ND(1.0)	BRL	46.4	0.29 J	1 J	2.6 J	ND(25)	
	03/28/2013	ND(1.0)	ND(1.0)	ND(1.0)	ND(1.0)	BRL	25.9	0.32 J	0.92 J	1.4 J	ND(25)	
	04/24/2013	ND(1.0)	ND(1.0)	ND(1.0)	ND(1.0)	BRL	22.6	0.44 J	1.2 J	1 J	ND(25)	
	05/21/2013	ND(1.0)	ND(1.0)	ND(1.0)	ND(1.0)	BRL	12.3	0.64 J	1.6 J	0.57 J	ND(25)	
	06/17/2013	ND(1.0)	ND(1.0)	ND(1.0)	ND(1.0)	BRL	25.1	0.42 J	1.2 J	1.2 J	ND(25)	
	07/25/2013	ND(1.0)	ND(1.0)	ND(1.0)	ND(1.0)	BRL	3.7	0.49 J	1.2 J	ND(5.0)	ND(25)	
	08/23/2013	ND(1.0)	ND(1.0)	ND(1.0)	ND(1.0)	BRL	10.4	0.71 J	1.9 J	ND(5.0)	ND(25)	
	09/26/2013	ND(1.0)	ND(1.0)	ND(1.0)	ND(1.0)	BRL	1.4	0.28 J	ND(5.0)	ND(5.0)	ND(25)	
	10/17/2013	ND(1.0)	ND(1.0)	ND(1.0)	ND(1.0)	BRL	0.48 J	ND(5.0)	ND(5.0)	ND(5.0)	ND(25)	
	11/12/2013	ND(1.0)	ND(1.0)	ND(1.0)	ND(1.0)	BRL	0.54 J	ND(5.0)	ND(5.0)	ND(5.0)	ND(25)	
	12/17/2013	ND(1.0)	ND(1.0)	ND(1.0)	ND(1.0)	BRL	0.65 J	ND(5.0)	ND(5.0)	ND(5.0)	ND(25)	
	01/27/2014	ND(1.0)	ND(1.0)	ND(1.0)	ND(1.0)	BRL	0.41 J	ND(5.0)	ND(5.0)	ND(5.0)	ND(25)	
	02/18/2014	ND(1.0)	ND(1.0)	ND(1.0)	ND(1.0)	BRL	58.7	ND(5.0)	0.71 J	4.2 J	21.2 J	
	03/14/2014	ND(0.50)	ND(1.0)	ND(0.50)	ND(1.0)	BRL	ND(1.0)	ND(2.0)	ND(5.0)	ND(5.0)	ND(25)	
	04/21/2014	ND(0.50)	ND(1.0)	ND(0.50)	ND(1.0)	BRL	13.1	ND(2.0)	ND(5.0)	0.65 J	ND(25)	
	05/19/2014	ND(0.50)	ND(1.0)	ND(0.50)	ND(1.0)	BRL	8.8	ND(2.0)	ND(5.0)	0.72 J	ND(25)	

TABLE 1

**Summary of Groundwater Analytical Results
Inactive Exxon Facility #28077
14528 Jarrettsville Pike
Phoenix, Maryland**

August 8, 2005 through January 22, 2019

Sample ID	Date	Benzene (µg/L)	Toluene (µg/L)	Ethyl- benzene (µg/L)	Total Xylenes (µg/L)	Total BTEX (µg/L)	MTBE (µg/L)	DIPE (µg/L)	ETBE (µg/L)	TAME (µg/L)	TBA (µg/L)	Comments
MW-89 [R]	06/23/2014	ND(0.50)	ND(1.0)	ND(1.0)	ND(1.0)	BRL	ND(1.0)	ND(2.0)	ND(5.0)	ND(5.0)	ND(25)	
	07/22/2014	ND(0.50)	ND(1.0)	ND(1.0)	ND(1.0)	BRL	10.9	ND(2.0)	0.29 J	0.48 J	ND(25)	
	08/21/2014	ND(0.50)	ND(1.0)	ND(1.0)	ND(1.0)	BRL	4.1	ND(2.0)	ND(2.0)	ND(2.0)	ND(10)	
	09/16/2014	ND(0.50)	ND(1.0)	ND(1.0)	ND(1.0)	BRL	0.36 J	ND(2.0)	ND(2.0)	ND(2.0)	ND(10)	
	10/20/2014	ND(0.50)	ND(1.0)	ND(1.0)	ND(1.0)	BRL	3.4	ND(2.0)	ND(2.0)	ND(2.0)	ND(10)	
	11/10/2014	ND(0.50)	ND(1.0)	ND(1.0)	ND(1.0)	BRL	6.5	0.37 J	0.31 J	ND(2.0)	ND(10)	
	12/15/2014	ND(0.50)	ND(1.0)	ND(1.0)	ND(1.0)	BRL	0.82 J	ND(2.0)	ND(2.0)	ND(2.0)	ND(10)	
	01/15/2015	ND(1)	ND(1)	ND(1)	ND(1)	BRL	0.7 J	ND(1)	ND(1)	ND(1)	ND(5)	
	02/13/2015	ND(1)	ND(1)	ND(1)	ND(1)	BRL	45	ND(1)	0.8 J	1	ND(5)	
	03/24/2015	ND(1)	ND(1)	ND(1)	ND(1)	BRL	16	ND(1)	ND(1)	0.7 J	ND(5)	
	04/23/2015	ND(1)	ND(1)	ND(1)	ND(1)	BRL	12	ND(1)	ND(1)	0.6 J	ND(5)	
	05/12/2015	ND(1)	ND(1)	ND(1)	ND(1)	BRL	9	ND(1)	ND(1)	ND(1)	ND(5)	
	06/15/2015	ND(1)	ND(1)	ND(1)	ND(1)	BRL	9	ND(1)	ND(1)	0.5 J	ND(5)	
	07/21/2015	ND(1)	ND(1)	ND(1)	ND(1)	BRL	20	ND(1)	ND(1)	1 J	ND(5)	
	08/10/2015	ND(1)	ND(1)	ND(1)	ND(1)	BRL	12	ND(1)	ND(1)	0.6 J	ND(5)	
	09/21/2015	ND(1)	ND(1)	ND(1)	ND(1)	BRL	2	ND(1)	ND(1)	ND(1)	ND(20)	
	10/13/2015	ND(1)	ND(1)	ND(1)	ND(1)	BRL	7	ND(1)	0.6 J	ND(1)	ND(5)	
	11/23/2015	ND(1)	ND(1)	ND(1)	ND(1)	BRL	1	ND(1)	ND(1)	ND(1)	ND(5)	
	12/31/2015	ND(1)	ND(1)	ND(1)	ND(1)	BRL	37	ND(1)	1 J	0.9 J	2 J	
	01/07/2016	ND(1)	ND(1)	ND(1)	ND(1)	BRL	40	ND(1)	1	1	ND(5)	
	02/08/2016	ND(1)	ND(1)	ND(1)	ND(1)	BRL	12	ND(1)	ND(1)	0.6 J	4 J	
	03/09/2016	ND(1)	ND(1)	ND(1)	ND(1)	BRL	8	ND(1)	ND(1)	ND(1)	ND(5)	
	04/21/2016	ND(1)	ND(1)	ND(1)	ND(1)	BRL	6	ND(1)	ND(1)	ND(1)	ND(5)	
	05/17/2016	ND(1)	ND(1)	ND(1)	ND(1)	BRL	5	ND(1)	ND(1)	ND(1)	ND(5)	
	06/20/2016	ND(1)	ND(1)	ND(1)	ND(1)	BRL	4	ND(1)	ND(1)	ND(1)	ND(5)	
	07/20/2016	ND(1)	ND(1)	ND(1)	ND(1)	BRL	0.7 J	ND(1)	ND(1)	ND(1)	ND(5)	
	08/29/2016	ND(1)	ND(1)	ND(1)	ND(1)	BRL	0.9 J	ND(1)	ND(1)	ND(1)	ND(5)	
	09/14/2016	ND(1)	ND(1)	ND(1)	ND(1)	BRL	ND(1)	ND(1)	ND(1)	ND(1)	ND(20)	
	10/24/2016	ND(1)	ND(1)	ND(1)	ND(1)	BRL	ND(1)	ND(1)	ND(1)	ND(1)	ND(5)	
	11/14/2016	ND(1)	ND(1)	ND(1)	ND(1)	BRL	ND(1)	ND(1)	ND(1)	ND(1)	ND(5)	
11/21/2016	ND(1)	ND(1)	ND(1)	ND(1)	BRL	ND(1)	ND(1)	ND(1)	ND(1)	ND(5)		
12/07/2016	ND(1)	ND(1)	ND(1)	ND(1)	BRL	ND(1)	ND(1)	ND(1)	ND(1)	ND(5)		
01/26/2017	ND(1)	ND(1)	ND(1)	ND(1)	BRL	ND(1)	ND(1)	ND(1)	ND(1)	ND(5)		
02/08/2017	ND(1)	ND(1)	ND(1)	ND(1)	BRL	0.6 J	ND(1)	ND(1)	ND(1)	2 J		
03/20/2017	ND(1)	ND(1)	ND(1)	ND(1)	BRL	41	ND(1)	ND(1)	1 J	13		

TABLE 1

**Summary of Groundwater Analytical Results
Inactive Exxon Facility #28077
14528 Jarrettsville Pike
Phoenix, Maryland**

August 8, 2005 through January 22, 2019

Sample ID	Date	Benzene (µg/L)	Toluene (µg/L)	Ethyl- benzene (µg/L)	Total Xylenes (µg/L)	Total BTEX (µg/L)	MTBE (µg/L)	DIPE (µg/L)	ETBE (µg/L)	TAME (µg/L)	TBA (µg/L)	Comments
MW-89 [R]	04/10/2017	ND(1)	ND(1)	ND(1)	ND(1)	BRL	99	ND(1)	1	4	7	
	05/16/2017	ND(1)	ND(1)	ND(1)	ND(1)	BRL	49	ND(1)	1	ND(1)	7	
	06/26/2017	ND(1)	ND(1)	ND(1)	ND(1)	BRL	1	ND(1)	ND(1)	ND(1)	ND(5)	
	07/27/2017	ND(1)	ND(1)	ND(1)	ND(1)	BRL	17	ND(1)	0.6 J	0.8 J	ND(5)	
	08/30/2017	ND(1)	ND(1)	ND(1)	ND(1)	BRL	24	ND(1)	ND(1)	1	ND(5)	
	09/25/2017	ND(1)	ND(1)	ND(1)	ND(1)	BRL	17	ND(1)	ND(1)	0.6 J	ND(20)	
	10/12/2017	ND(1)	ND(1)	ND(1)	ND(1)	BRL	15	ND(1)	ND(1)	ND(1)	ND(5)	
	11/22/2017	ND(1)	ND(1)	ND(1)	ND(1)	BRL	ND(1)	ND(1)	ND(1)	ND(1)	ND(5)	
	12/21/2017	ND(1)	ND(1)	ND(1)	ND(1)	BRL	3	ND(1)	ND(1)	ND(1)	ND(20)	
	01/31/2018	ND(1)	ND(1)	ND(1)	ND(1)	BRL	ND(1)	ND(1)	ND(1)	ND(1)	ND(5)	
	02/27/2018	ND(1)	ND(1)	ND(1)	ND(1)	BRL	140	0.6 J	2	7	3 J	
	03/07/2018	ND(1)	ND(1)	ND(1)	ND(1)	BRL	120	0.5 J	1	5	ND(5)	
	04/04/2018	ND(1)	ND(1)	ND(1)	ND(1)	BRL	33	ND(1)	0.6 J	0.8 J	ND(5)	
	05/24/2018	ND(1)	ND(1)	ND(1)	ND(1)	BRL	18	ND(1)	ND(1)	1	ND(5)	
	06/12/2018	ND(1)	ND(1)	ND(1)	ND(1)	BRL	12	ND(1)	ND(1)	0.7 J	ND(5)	
	07/10/2018	ND(1)	ND(1)	ND(1)	ND(1)	BRL	13	ND(1)	ND(1)	0.7 J	ND(5)	
	08/16/2018	ND(1)	ND(1)	ND(1)	ND(5)	BRL	8	ND(1)	ND(1)	ND(1)	ND(25)	
	09/20/2018	ND(1)	ND(1)	ND(1)	ND(5)	BRL	8	ND(1)	ND(1)	ND(1)	ND(25)	
	10/04/2018	ND(1)	ND(1)	ND(1)	ND(5)	BRL	6	ND(1)	ND(1)	ND(1)	ND(25)	
10/25/2018	ND(1)	ND(1)	ND(1)	ND(5)	BRL	3	ND(1)	ND(1)	ND(1)	ND(25)		
11/14/2018	ND(1)	ND(1)	ND(1)	ND(5)	BRL	0.5 J	ND(1)	ND(1)	ND(1)	ND(25)		
12/31/2018	ND(1)	ND(1)	ND(1)	ND(5)	BRL	2	ND(1)	ND(1)	ND(1)	ND(25)		
01/08/2019	ND(1)	ND(1)	ND(1)	ND(5)	BRL	1	ND(1)	ND(1)	ND(1)	ND(25)		
MW-92	03/22/2006	ND(1.0)	ND(1.0)	ND(1.0)	ND(1.0)	BRL	0.67 J	ND(5.0)	ND(5.0)	ND(5.0)	ND(25)	
	03/28/2006	ND(1.0)	ND(1.0)	ND(1.0)	ND(1.0)	BRL	0.69 J	ND(5.0)	ND(5.0)	ND(5.0)	ND(25)	
	04/04/2006	ND(1.0)	ND(1.0)	ND(1.0)	ND(1.0)	BRL	0.73 J	ND(5.0)	ND(5.0)	ND(5.0)	ND(25)	
	04/12/2006	ND(1.0)	ND(1.0)	ND(1.0)	ND(1.0)	BRL	1.2	ND(5.0)	ND(5.0)	ND(5.0)	ND(25)	
	04/18/2006	ND(1.0)	ND(1.0)	ND(1.0)	ND(1.0)	BRL	0.59 J	ND(5.0)	ND(5.0)	ND(5.0)	ND(25)	
	05/16/2006	ND(1.0)	1.5	ND(1.0)	ND(1.0)	1.5	1.1	ND(5.0)	ND(5.0)	ND(5.0)	ND(25)	
	06/15/2006	ND(1.0)	ND(1.0)	ND(1.0)	ND(1.0)	BRL	0.87 J	ND(5.0)	ND(5.0)	ND(5.0)	ND(25)	
	07/12/2006	ND(1.0)	0.38 J	ND(1.0)	ND(1.0)	0.38 J	0.98 J	NA	NA	NA	ND(25)	
	08/18/2006	ND(1.0)	ND(1.0)	ND(1.0)	ND(1.0)	BRL	ND(1.0)	NA	NA	NA	ND(25)	
	11/09/2006	ND(1.0)	ND(1.0)	ND(1.0)	ND(1.0)	BRL	ND(1.0)	NA	NA	NA	ND(25)	
	02/16/2007	ND(1.0)	ND(1.0)	ND(1.0)	ND(1.0)	BRL	ND(1.0)	ND(5.0)	ND(5.0)	ND(5.0)	ND(25)	
	05/09/2007	ND(1.0)	ND(1.0)	ND(1.0)	ND(1.0)	BRL	ND(1.0)	ND(5.0)	ND(5.0)	ND(5.0)	ND(25)	

TABLE 1

**Summary of Groundwater Analytical Results
Inactive Exxon Facility #28077
14528 Jarrettsville Pike
Phoenix, Maryland**

August 8, 2005 through January 22, 2019

Sample ID	Date	Benzene (µg/L)	Toluene (µg/L)	Ethyl- benzene (µg/L)	Total Xylenes (µg/L)	Total BTEX (µg/L)	MTBE (µg/L)	DIPE (µg/L)	ETBE (µg/L)	TAME (µg/L)	TBA (µg/L)	Comments
MW-92	08/15/2007	ND(1.0)	ND(1.0)	ND(1.0)	ND(1.0)	BRL	ND(1.0)	ND(5.0)	ND(5.0)	ND(5.0)	ND(25)	
	11/02/2007	ND(1.0)	ND(1.0)	ND(1.0)	ND(1.0)	BRL	ND(1.0)	ND(5.0)	ND(5.0)	ND(5.0)	ND(25)	
	02/20/2008	ND(1.0)	ND(1.0)	ND(1.0)	ND(1.0)	BRL	ND(1.0)	ND(5.0)	ND(5.0)	ND(5.0)	ND(25)	
	08/20/2008	ND(1.0)	ND(1.0)	ND(1.0)	ND(1.0)	BRL	ND(1.0)	ND(5.0)	ND(5.0)	ND(5.0)	ND(25)	
	04/28/2009	ND(1.0)	ND(1.0)	ND(1.0)	ND(1.0)	BRL	ND(1.0)	ND(5.0)	ND(5.0)	ND(5.0)	ND(25)	
	09/10/2009	ND(1.0)	ND(1.0)	ND(1.0)	ND(1.0)	BRL	ND(1.0)	ND(5.0)	ND(5.0)	ND(5.0)	ND(25)	
	03/16/2010	ND(1.0)	ND(1.0)	ND(1.0)	ND(1.0)	BRL	ND(1.0)	ND(5.0)	ND(5.0)	ND(5.0)	ND(25)	
	09/16/2010	ND(1.0)	ND(1.0)	ND(1.0)	ND(1.0)	BRL	ND(1.0)	ND(5.0)	ND(5.0)	ND(5.0)	ND(25)	
	03/14/2011	ND(1.0)	ND(1.0)	ND(1.0)	ND(1.0)	BRL	ND(1.0)	ND(5.0)	ND(5.0)	ND(5.0)	ND(25)	
	09/16/2011	ND(1.0)	ND(1.0)	ND(1.0)	ND(1.0)	BRL	ND(1.0)	ND(5.0)	ND(5.0)	ND(5.0)	ND(25)	
	03/20/2012	ND(1.0)	ND(1.0)	ND(1.0)	ND(1.0)	BRL	ND(1.0)	ND(5.0)	ND(5.0)	ND(5.0)	ND(25)	
	09/19/2012	ND(1.0)	ND(1.0)	ND(1.0)	ND(1.0)	BRL	ND(1.0)	ND(5.0)	ND(5.0)	ND(5.0)	ND(25)	
	03/19/2013	ND(1.0)	ND(1.0)	ND(1.0)	ND(1.0)	BRL	ND(1.0)	ND(5.0)	ND(5.0)	ND(5.0)	ND(25)	
	09/12/2013	ND(1.0)	ND(1.0)	ND(1.0)	ND(1.0)	BRL	ND(1.0)	ND(5.0)	ND(5.0)	ND(5.0)	ND(25)	
	03/12/2014	ND(0.50)	ND(1.0)	ND(0.50)	ND(1.0)	BRL	ND(1.0)	ND(2.0)	ND(5.0)	ND(5.0)	ND(25)	
	09/22/2014	ND(0.50)	ND(1.0)	ND(1.0)	ND(1.0)	BRL	ND(1.0)	ND(2.0)	ND(2.0)	ND(2.0)	ND(10)	
	03/10/2015	ND(1)	ND(1)	ND(1)	ND(1)	BRL	ND(1)	ND(1)	ND(1)	ND(1)	ND(5)	
	10/01/2015	ND(1)	ND(1)	ND(1)	ND(1)	BRL	ND(1)	ND(1)	ND(1)	ND(1)	ND(20)	
	03/15/2016	ND(1)	ND(1)	ND(1)	ND(1)	BRL	ND(1)	ND(1)	ND(1)	ND(1)	ND(5)	
	09/19/2016	ND(1)	ND(1)	ND(1)	ND(1)	BRL	ND(1)	ND(1)	ND(1)	ND(1)	ND(20)	
03/23/2017	ND(1)	ND(1)	ND(1)	ND(1)	BRL	ND(1)	ND(1)	ND(1)	ND(1)	ND(5)		
10/03/2017	ND(1)	ND(1)	ND(1)	ND(1)	BRL	ND(1)	ND(1)	ND(1)	ND(1)	ND(20)		
02/15/2018	ND(1)	ND(1)	ND(1)	ND(1)	BRL	ND(1)	ND(1)	ND(1)	ND(1)	ND(5)		
05/10/2018	ND(1)	ND(1)	ND(1)	ND(1)	BRL	ND(1)	ND(1)	ND(1)	ND(1)	ND(5)		
08/10/2018	ND(1)	ND(1)	ND(1)	ND(5)	BRL	ND(1)	ND(1)	ND(1)	ND(1)	ND(25)		
11/16/2018	ND(1)	ND(1)	ND(1)	ND(5)	BRL	ND(1)	ND(1)	ND(1)	ND(1)	ND(25)		
MW-92A	12/07/2007	ND(1.0)	ND(1.0)	ND(1.0)	ND(1.0)	BRL	ND(1.0)	ND(5.0)	ND(5.0)	ND(5.0)	ND(25)	
	01/15/2008	ND(1.0)	ND(1.0)	ND(1.0)	ND(1.0)	BRL	ND(1.0)	ND(5.0)	ND(5.0)	ND(5.0)	ND(25)	
	02/20/2008	ND(1.0)	ND(1.0)	ND(1.0)	ND(1.0)	BRL	ND(1.0)	ND(5.0)	ND(5.0)	ND(5.0)	ND(25)	
	05/20/2008	ND(1.0)	ND(1.0)	ND(1.0)	ND(1.0)	BRL	ND(1.0)	ND(5.0)	ND(5.0)	ND(5.0)	ND(25)	
	08/20/2008	ND(1.0)	ND(1.0)	ND(1.0)	ND(1.0)	BRL	ND(1.0)	ND(5.0)	ND(5.0)	ND(5.0)	ND(25)	
	12/10/2008	ND(1.0)	ND(1.0)	ND(1.0)	ND(1.0)	BRL	ND(1.0)	ND(5.0)	ND(5.0)	ND(5.0)	ND(25)	
	03/11/2009	ND(1.0)	ND(1.0)	ND(1.0)	ND(1.0)	BRL	ND(1.0)	ND(5.0)	ND(5.0)	ND(5.0)	ND(25)	
	06/19/2009	ND(1.0)	ND(1.0)	ND(1.0)	ND(1.0)	BRL	ND(1.0)	ND(5.0)	ND(5.0)	ND(5.0)	ND(25)	
09/24/2009	ND(1.0)	ND(1.0)	ND(1.0)	ND(1.0)	BRL	ND(1.0)	ND(5.0)	ND(5.0)	ND(5.0)	ND(25)		

TABLE 1

**Summary of Groundwater Analytical Results
Inactive Exxon Facility #28077
14528 Jarrettsville Pike
Phoenix, Maryland**

August 8, 2005 through January 22, 2019

Sample ID	Date	Benzene (µg/L)	Toluene (µg/L)	Ethyl- benzene (µg/L)	Total Xylenes (µg/L)	Total BTEX (µg/L)	MTBE (µg/L)	DIPE (µg/L)	ETBE (µg/L)	TAME (µg/L)	TBA (µg/L)	Comments
MW-92A	12/07/2009	ND(1.0)	ND(1.0)	ND(1.0)	ND(1.0)	BRL	ND(1.0)	ND(5.0)	ND(5.0)	ND(5.0)	ND(25)	
	03/23/2010	ND(1.0)	ND(1.0)	ND(1.0)	ND(1.0)	BRL	ND(1.0)	ND(5.0)	ND(5.0)	ND(5.0)	ND(25)	
	06/10/2010	ND(1.0)	ND(1.0)	ND(1.0)	ND(1.0)	BRL	ND(1.0)	ND(5.0)	ND(5.0)	ND(5.0)	ND(25)	
	09/13/2010	ND(1.0)	ND(1.0)	ND(1.0)	ND(1.0)	BRL	ND(1.0)	ND(5.0)	ND(5.0)	ND(5.0)	ND(25)	
	12/08/2010	ND(1.0)	ND(1.0)	ND(1.0)	ND(1.0)	BRL	ND(1.0)	ND(5.0)	ND(5.0)	ND(5.0)	ND(25)	
	03/16/2011	ND(1.0)	ND(1.0)	ND(1.0)	ND(1.0)	BRL	ND(1.0)	ND(5.0)	ND(5.0)	ND(5.0)	ND(25)	
	06/16/2011	ND(1.0)	ND(1.0)	ND(1.0)	ND(1.0)	BRL	ND(1.0)	ND(5.0)	ND(5.0)	ND(5.0)	ND(25)	
	09/15/2011	ND(1.0)	ND(1.0)	ND(1.0)	ND(1.0)	BRL	ND(1.0)	ND(5.0)	ND(5.0)	ND(5.0)	ND(25)	
	12/14/2011	ND(1.0)	ND(1.0)	ND(1.0)	ND(1.0)	BRL	ND(1.0)	ND(5.0)	ND(5.0)	ND(5.0)	ND(25)	
	03/20/2012	ND(1.0)	ND(1.0)	ND(1.0)	ND(1.0)	BRL	ND(1.0)	ND(5.0)	ND(5.0)	ND(5.0)	ND(25)	
	06/07/2012	ND(1.0)	ND(1.0)	ND(1.0)	ND(1.0)	BRL	ND(1.0)	ND(5.0)	ND(5.0)	ND(5.0)	ND(25)	
	09/18/2012	ND(1.0)	ND(1.0)	ND(1.0)	ND(1.0)	BRL	ND(1.0)	ND(5.0)	ND(5.0)	ND(5.0)	ND(25)	
	12/18/2012	ND(1.0)	ND(1.0)	ND(1.0)	ND(1.0)	BRL	ND(1.0)	ND(5.0)	ND(5.0)	ND(5.0)	ND(25)	
	03/13/2013	ND(1.0)	ND(1.0)	ND(1.0)	ND(1.0)	BRL	ND(1.0)	ND(5.0)	ND(5.0)	ND(5.0)	ND(25)	
	06/14/2013	ND(1.0)	ND(1.0)	ND(1.0)	ND(1.0)	BRL	ND(1.0)	ND(5.0)	ND(5.0)	ND(5.0)	ND(25)	
	09/23/2013	ND(1.0)	ND(1.0)	ND(1.0)	ND(1.0)	BRL	ND(1.0)	ND(5.0)	ND(5.0)	ND(5.0)	ND(25)	
	12/11/2013	ND(1.0)	ND(1.0)	ND(1.0)	ND(1.0)	BRL	ND(1.0)	ND(5.0)	ND(5.0)	ND(5.0)	ND(25)	
	03/10/2014	ND(1.0)	ND(1.0)	ND(1.0)	ND(1.0)	BRL	ND(1.0)	ND(5.0)	ND(5.0)	ND(5.0)	ND(25)	
	06/13/2014	ND(0.50)	ND(1.0)	ND(1.0)	ND(1.0)	BRL	ND(1.0)	ND(2.0)	ND(5.0)	ND(5.0)	ND(25)	
	09/22/2014	ND(0.50)	ND(1.0)	ND(1.0)	ND(1.0)	BRL	ND(1.0)	ND(2.0)	ND(2.0)	ND(2.0)	ND(10)	
	12/18/2014	ND(0.50)	ND(1.0)	ND(1.0)	ND(1.0)	BRL	ND(1.0)	ND(2.0)	ND(2.0)	ND(2.0)	ND(10)	
	03/27/2015	ND(1)	ND(1)	ND(1)	ND(1)	BRL	ND(1)	ND(1)	ND(1)	ND(1)	ND(5)	
	06/23/2015	ND(1)	ND(1)	ND(1)	ND(1)	BRL	ND(1)	ND(1)	ND(1)	ND(1)	ND(5)	
	09/29/2015	ND(1)	ND(1)	ND(1)	ND(1)	BRL	ND(1)	ND(1)	ND(1)	ND(1)	ND(20)	
	12/24/2015	ND(1)	ND(1)	ND(1)	ND(1)	BRL	ND(1)	ND(1)	ND(1)	ND(1)	ND(5)	
	03/18/2016	ND(1)	ND(1)	ND(1)	ND(1)	BRL	ND(1)	ND(1)	ND(1)	ND(1)	ND(5)	
	06/21/2016	ND(1)	ND(1)	ND(1)	ND(1)	BRL	ND(1)	ND(1)	ND(1)	ND(1)	ND(5)	
	09/20/2016	ND(1)	ND(1)	ND(1)	ND(1)	BRL	ND(1)	ND(1)	ND(1)	ND(1)	ND(20)	
	12/21/2016	ND(1)	ND(1)	ND(1)	ND(1)	BRL	ND(1)	ND(1)	ND(1)	ND(1)	ND(5)	
	03/23/2017	ND(1)	ND(1)	ND(1)	ND(1)	BRL	ND(1)	ND(1)	ND(1)	ND(1)	ND(5)	
06/27/2017	ND(1)	ND(1)	ND(1)	ND(1)	BRL	ND(1)	ND(1)	ND(1)	ND(1)	ND(5)		
09/28/2017	ND(1)	ND(1)	ND(1)	ND(1)	BRL	ND(1)	ND(1)	ND(1)	ND(1)	ND(20)		
12/19/2017	ND(1)	ND(1)	ND(1)	ND(1)	BRL	ND(1)	ND(1)	ND(1)	ND(1)	ND(5)		
02/12/2018	ND(1)	ND(1)	ND(1)	ND(1)	BRL	ND(1)	ND(1)	ND(1)	ND(1)	ND(5)		
05/10/2018	ND(1)	ND(1)	ND(1)	ND(1)	BRL	ND(1)	ND(1)	ND(1)	ND(1)	ND(5)		

TABLE 1

**Summary of Groundwater Analytical Results
Inactive Exxon Facility #28077
14528 Jarrettsville Pike
Phoenix, Maryland**

August 8, 2005 through January 22, 2019

Sample ID	Date	Benzene (µg/L)	Toluene (µg/L)	Ethyl- benzene (µg/L)	Total Xylenes (µg/L)	Total BTEX (µg/L)	MTBE (µg/L)	DIPE (µg/L)	ETBE (µg/L)	TAME (µg/L)	TBA (µg/L)	Comments
MW-92A	08/10/2018	ND(1)	ND(1)	ND(1)	ND(5)	BRL	ND(1)	ND(1)	ND(1)	ND(1)	ND(25)	
	11/16/2018	ND(1)	ND(1)	ND(1)	ND(5)	BRL	ND(1)	ND(1)	ND(1)	ND(1)	ND(25)	
MW-92C	12/07/2007	ND(1.0)	0.25 J	ND(1.0)	ND(1.0)	0.25 J	ND(1.0)	ND(5.0)	ND(5.0)	ND(5.0)	ND(25)	
	01/15/2008	ND(1.0)	ND(1.0)	ND(1.0)	ND(1.0)	BRL	ND(1.0)	ND(5.0)	ND(5.0)	ND(5.0)	ND(25)	
	02/20/2008	ND(1.0)	ND(1.0)	ND(1.0)	ND(1.0)	BRL	0.75 J	ND(5.0)	ND(5.0)	ND(5.0)	ND(25)	
	05/20/2008	ND(1.0)	ND(1.0)	ND(1.0)	ND(1.0)	BRL	ND(1.0)	ND(5.0)	ND(5.0)	ND(5.0)	ND(25)	
	08/20/2008	ND(1.0)	ND(1.0)	ND(1.0)	ND(1.0)	BRL	ND(1.0)	ND(5.0)	ND(5.0)	ND(5.0)	ND(25)	
	12/10/2008	ND(1.0)	ND(1.0)	ND(1.0)	ND(1.0)	BRL	ND(1.0)	ND(5.0)	ND(5.0)	ND(5.0)	ND(25)	
	03/11/2009	ND(1.0)	ND(1.0)	ND(1.0)	ND(1.0)	BRL	ND(1.0)	ND(5.0)	ND(5.0)	ND(5.0)	ND(25)	
MW-92C(73)	06/20/2008	ND(1.0)	ND(1.0)	ND(1.0)	ND(1.0)	BRL	ND(1.0)	ND(5.0)	ND(5.0)	ND(5.0)	ND(25)	
	09/11/2008	ND(1.0)	ND(1.0)	ND(1.0)	ND(1.0)	BRL	ND(1.0)	ND(5.0)	ND(5.0)	ND(5.0)	ND(25)	
	12/04/2008	ND(1.0)	ND(1.0)	ND(1.0)	ND(1.0)	BRL	ND(1.0)	ND(5.0)	ND(5.0)	ND(5.0)	ND(25)	
	06/25/2009	ND(1.0)	ND(1.0)	ND(1.0)	ND(1.0)	BRL	ND(1.0)	ND(5.0)	ND(5.0)	ND(5.0)	ND(25)	
	09/22/2009	ND(1.0)	ND(1.0)	ND(1.0)	ND(1.0)	BRL	ND(1.0)	ND(5.0)	ND(5.0)	ND(5.0)	ND(25)	
	12/21/2009	ND(1.0)	ND(1.0)	ND(1.0)	ND(1.0)	BRL	ND(1.0)	ND(5.0)	ND(5.0)	ND(5.0)	ND(25)	
	03/24/2010	ND(1.0)	ND(1.0)	ND(1.0)	ND(1.0)	BRL	ND(1.0)	ND(5.0)	ND(5.0)	ND(5.0)	ND(25)	
	06/10/2010	ND(1.0)	ND(1.0)	ND(1.0)	ND(1.0)	BRL	ND(1.0)	ND(5.0)	ND(5.0)	ND(5.0)	ND(25)	
	09/15/2010	ND(1.0)	ND(1.0)	ND(1.0)	ND(1.0)	BRL	ND(1.0)	ND(5.0)	ND(5.0)	ND(5.0)	ND(25)	
	12/15/2010	ND(1.0)	ND(1.0)	ND(1.0)	ND(1.0)	BRL	ND(1.0)	ND(5.0)	ND(5.0)	ND(5.0)	ND(25)	
	03/17/2011	ND(1.0)	ND(1.0)	ND(1.0)	ND(1.0)	BRL	ND(1.0)	ND(5.0)	ND(5.0)	ND(5.0)	ND(25)	
	06/17/2011	ND(1.0)	0.52 J	0.62 J	4	5 J	ND(1.0)	ND(5.0)	ND(5.0)	ND(5.0)	ND(25)	
	08/23/2011	ND(1.0)	0.18 J	ND(1.0)	0.56 J	0.74 J	ND(1.0)	ND(5.0)	ND(5.0)	ND(5.0)	ND(25)	
	12/15/2011	ND(1.0)	ND(1.0)	ND(1.0)	ND(1.0)	BRL	ND(1.0)	ND(5.0)	ND(5.0)	ND(5.0)	ND(25)	
	03/14/2012	ND(1.0)	ND(1.0)	ND(1.0)	ND(1.0)	BRL	ND(1.0)	ND(5.0)	ND(5.0)	ND(5.0)	ND(25)	
	06/27/2012	ND(1.0)	ND(1.0)	ND(1.0)	ND(1.0)	BRL	ND(1.0)	ND(5.0)	ND(5.0)	ND(5.0)	ND(25)	
	09/12/2012	ND(1.0)	ND(1.0)	ND(1.0)	ND(1.0)	BRL	ND(1.0)	ND(5.0)	ND(5.0)	ND(5.0)	ND(25)	
	12/18/2012	ND(1.0)	ND(1.0)	ND(1.0)	ND(1.0)	BRL	ND(1.0)	ND(5.0)	ND(5.0)	ND(5.0)	ND(25)	
	03/14/2013	ND(1.0)	ND(1.0)	ND(1.0)	ND(1.0)	BRL	ND(1.0)	ND(5.0)	ND(5.0)	ND(5.0)	ND(25)	
	06/26/2013	ND(1.0)	ND(1.0)	ND(1.0)	ND(1.0)	BRL	ND(1.0)	ND(5.0)	ND(5.0)	ND(5.0)	ND(25)	
09/23/2013	ND(1.0)	ND(1.0)	ND(1.0)	ND(1.0)	BRL	ND(1.0)	ND(5.0)	ND(5.0)	ND(5.0)	ND(25)		
12/18/2013	ND(1.0)	ND(1.0)	ND(1.0)	ND(1.0)	BRL	ND(1.0)	ND(5.0)	ND(5.0)	ND(5.0)	ND(25)		
03/19/2014	ND(0.50)	ND(1.0)	ND(0.50)	ND(1.0)	BRL	ND(1.0)	ND(2.0)	ND(5.0)	ND(5.0)	ND(25)		
06/20/2014	ND(0.50)	ND(1.0)	ND(1.0)	ND(1.0)	BRL	ND(1.0)	ND(2.0)	ND(5.0)	ND(5.0)	ND(25)		
09/19/2014	ND(0.50)	ND(1.0)	ND(1.0)	ND(1.0)	BRL	ND(1.0)	ND(2.0)	ND(2.0)	ND(2.0)	ND(10)		
12/16/2014	ND(0.50)	ND(1.0)	ND(1.0)	ND(1.0)	BRL	ND(1.0)	ND(2.0)	ND(2.0)	ND(2.0)	ND(10)		

TABLE 1

**Summary of Groundwater Analytical Results
Inactive Exxon Facility #28077
14528 Jarrettsville Pike
Phoenix, Maryland**

August 8, 2005 through January 22, 2019

Sample ID	Date	Benzene (µg/L)	Toluene (µg/L)	Ethyl- benzene (µg/L)	Total Xylenes (µg/L)	Total BTEX (µg/L)	MTBE (µg/L)	DIPE (µg/L)	ETBE (µg/L)	TAME (µg/L)	TBA (µg/L)	Comments
MW-92C(73)	03/18/2015	ND(1)	ND(1)	ND(1)	ND(1)	BRL	ND(1)	ND(1)	ND(1)	ND(1)	ND(5)	
	06/24/2015	ND(1)	ND(1)	ND(1)	ND(1)	BRL	ND(1)	ND(1)	ND(1)	ND(1)	ND(5)	
	09/29/2015	ND(1)	ND(1)	ND(1)	ND(1)	BRL	ND(1)	ND(1)	ND(1)	ND(1)	ND(20)	
	12/29/2015	ND(1)	ND(1)	ND(1)	ND(1)	BRL	ND(1)	ND(1)	ND(1)	ND(1)	4 J	
	03/28/2016	ND(1)	ND(1)	ND(1)	ND(1)	BRL	ND(1)	ND(1)	ND(1)	ND(1)	ND(5)	
	06/30/2016	ND(1)	ND(1)	ND(1)	ND(1)	BRL	ND(1)	ND(1)	ND(1)	ND(1)	ND(5)	
	09/21/2016	ND(1)	ND(1)	ND(1)	ND(1)	BRL	ND(1)	ND(1)	ND(1)	ND(1)	ND(20)	
	12/29/2016	ND(1)	ND(1)	ND(1)	ND(1)	BRL	ND(1)	ND(1)	ND(1)	ND(1)	ND(5)	
	04/05/2017	ND(1)	ND(1)	ND(1)	ND(1)	BRL	ND(1)	ND(1)	ND(1)	ND(1)	ND(5)	
	06/30/2017	ND(1)	ND(1)	ND(1)	ND(1)	BRL	ND(1)	ND(1)	ND(1)	ND(1)	ND(5)	
	10/03/2017	ND(1)	ND(1)	ND(1)	ND(1)	BRL	ND(1)	ND(1)	ND(1)	ND(1)	ND(20)	
	12/28/2017	ND(1)	ND(1)	ND(1)	ND(1)	BRL	ND(1)	ND(1)	ND(1)	ND(1)	ND(5)	
	02/28/2018	ND(1)	ND(1)	ND(1)	ND(1)	BRL	ND(1)	ND(1)	ND(1)	ND(1)	ND(5)	
05/10/2018	ND(1)	ND(1)	ND(1)	ND(1)	BRL	ND(1)	ND(1)	ND(1)	ND(1)	ND(5)		
08/10/2018	ND(1)	ND(1)	ND(1)	ND(5)	BRL	ND(1)	ND(1)	ND(1)	ND(1)	ND(25)		
11/16/2018	ND(1)	ND(1)	ND(1)	ND(5)	BRL	ND(1)	ND(1)	ND(1)	ND(1)	ND(25)		
MW-92C(103-105)	06/20/2008	ND(1.0)	ND(1.0)	ND(1.0)	ND(1.0)	BRL	ND(1.0)	ND(5.0)	ND(5.0)	ND(5.0)	ND(25)	
	09/11/2008	ND(1.0)	ND(1.0)	ND(1.0)	ND(1.0)	BRL	ND(1.0)	ND(5.0)	ND(5.0)	ND(5.0)	ND(25)	
	12/04/2008	ND(1.0)	ND(1.0)	ND(1.0)	ND(1.0)	BRL	ND(1.0)	ND(5.0)	ND(5.0)	ND(5.0)	ND(25)	
	06/25/2009	ND(1.0)	ND(1.0)	ND(1.0)	ND(1.0)	BRL	ND(1.0)	ND(5.0)	ND(5.0)	ND(5.0)	ND(25)	
	09/22/2009	ND(1.0)	ND(1.0)	ND(1.0)	ND(1.0)	BRL	ND(1.0)	ND(5.0)	ND(5.0)	ND(5.0)	ND(25)	
	12/21/2009	ND(1.0)	ND(1.0)	ND(1.0)	ND(1.0)	BRL	ND(1.0)	ND(5.0)	ND(5.0)	ND(5.0)	ND(25)	
	03/24/2010	ND(1.0)	ND(1.0)	ND(1.0)	ND(1.0)	BRL	ND(1.0)	ND(5.0)	ND(5.0)	ND(5.0)	ND(25)	
	06/10/2010	ND(1.0)	ND(1.0)	ND(1.0)	ND(1.0)	BRL	ND(1.0)	ND(5.0)	ND(5.0)	ND(5.0)	ND(25)	
	09/15/2010	ND(1.0)	ND(1.0)	ND(1.0)	ND(1.0)	BRL	ND(1.0)	ND(5.0)	ND(5.0)	ND(5.0)	ND(25)	
	12/15/2010	ND(1.0)	ND(1.0)	ND(1.0)	ND(1.0)	BRL	ND(1.0)	ND(5.0)	ND(5.0)	ND(5.0)	ND(25)	
	03/17/2011	ND(1.0)	ND(1.0)	ND(1.0)	ND(1.0)	BRL	ND(1.0)	ND(5.0)	ND(5.0)	ND(5.0)	ND(25)	
	06/17/2011	ND(1.0)	0.55 J	0.69 J	4.4	5.6 J	ND(1.0)	ND(5.0)	ND(5.0)	ND(5.0)	ND(25)	
	08/23/2011	ND(1.0)	0.17 J	ND(1.0)	0.76 J	0.93 J	ND(1.0)	ND(5.0)	ND(5.0)	ND(5.0)	ND(25)	
	12/15/2011	ND(1.0)	ND(1.0)	ND(1.0)	ND(1.0)	BRL	ND(1.0)	ND(5.0)	ND(5.0)	ND(5.0)	ND(25)	
	03/14/2012	ND(1.0)	ND(1.0)	ND(1.0)	ND(1.0)	BRL	ND(1.0)	ND(5.0)	ND(5.0)	ND(5.0)	ND(25)	
	06/27/2012	ND(1.0)	ND(1.0)	ND(1.0)	ND(1.0)	BRL	ND(1.0)	ND(5.0)	ND(5.0)	ND(5.0)	ND(25)	
	09/12/2012	ND(1.0)	ND(1.0)	ND(1.0)	ND(1.0)	BRL	ND(1.0)	ND(5.0)	ND(5.0)	ND(5.0)	ND(25)	
12/18/2012	ND(1.0)	ND(1.0)	ND(1.0)	ND(1.0)	BRL	ND(1.0)	ND(5.0)	ND(5.0)	ND(5.0)	ND(25)		
03/14/2013	ND(1.0)	ND(1.0)	ND(1.0)	ND(1.0)	BRL	ND(1.0)	ND(5.0)	ND(5.0)	ND(5.0)	ND(25)		

TABLE 1

**Summary of Groundwater Analytical Results
Inactive Exxon Facility #28077
14528 Jarrettsville Pike
Phoenix, Maryland**

August 8, 2005 through January 22, 2019

Sample ID	Date	Benzene (µg/L)	Toluene (µg/L)	Ethyl- benzene (µg/L)	Total Xylenes (µg/L)	Total BTEX (µg/L)	MTBE (µg/L)	DIPE (µg/L)	ETBE (µg/L)	TAME (µg/L)	TBA (µg/L)	Comments
MW-92C(103-105)	06/26/2013	ND(1.0)	ND(1.0)	ND(1.0)	ND(1.0)	BRL	ND(1.0)	ND(5.0)	ND(5.0)	ND(5.0)	ND(25)	
	09/23/2013	ND(1.0)	ND(1.0)	ND(1.0)	ND(1.0)	BRL	ND(1.0)	ND(5.0)	ND(5.0)	ND(5.0)	ND(25)	
	12/18/2013	ND(1.0)	ND(1.0)	ND(1.0)	ND(1.0)	BRL	ND(1.0)	ND(5.0)	ND(5.0)	ND(5.0)	ND(25)	
	03/19/2014	ND(0.50)	ND(1.0)	ND(0.50)	ND(1.0)	BRL	ND(1.0)	ND(2.0)	ND(5.0)	ND(5.0)	ND(25)	
	06/20/2014	ND(0.50)	ND(1.0)	ND(1.0)	ND(1.0)	BRL	ND(1.0)	ND(2.0)	ND(5.0)	ND(5.0)	ND(25)	
	09/19/2014	ND(0.50)	ND(1.0)	ND(1.0)	ND(1.0)	BRL	ND(1.0)	ND(2.0)	ND(2.0)	ND(2.0)	ND(10)	
	12/16/2014	ND(0.50)	ND(1.0)	ND(1.0)	ND(1.0)	BRL	ND(1.0)	ND(2.0)	ND(2.0)	ND(2.0)	ND(10)	
	03/18/2015	ND(1)	ND(1)	ND(1)	ND(1)	BRL	ND(1)	ND(1)	ND(1)	ND(1)	ND(5)	
	06/24/2015	ND(1)	ND(1)	ND(1)	ND(1)	BRL	ND(1)	ND(1)	ND(1)	ND(1)	ND(5)	
	09/29/2015	ND(1)	ND(1)	ND(1)	ND(1)	BRL	ND(1)	ND(1)	ND(1)	ND(1)	ND(20)	
	12/29/2015	ND(1)	ND(1)	ND(1)	ND(1)	BRL	ND(1)	ND(1)	ND(1)	ND(1)	ND(5)	
	03/28/2016	ND(1)	ND(1)	ND(1)	ND(1)	BRL	ND(1)	ND(1)	ND(1)	ND(1)	ND(5)	
	06/30/2016	ND(1)	ND(1)	ND(1)	ND(1)	BRL	ND(1)	ND(1)	ND(1)	ND(1)	ND(5)	
	09/21/2016	ND(1)	ND(1)	ND(1)	ND(1)	BRL	ND(1)	ND(1)	ND(1)	ND(1)	ND(20)	
	12/29/2016	ND(1)	ND(1)	ND(1)	ND(1)	BRL	ND(1)	ND(1)	ND(1)	ND(1)	ND(5)	
	04/05/2017	ND(1)	ND(1)	ND(1)	ND(1)	BRL	ND(1)	ND(1)	ND(1)	ND(1)	ND(5)	
	06/30/2017	ND(1)	ND(1)	ND(1)	ND(1)	BRL	ND(1)	ND(1)	ND(1)	ND(1)	ND(5)	
	10/03/2017	ND(1)	ND(1)	ND(1)	ND(1)	BRL	ND(1)	ND(1)	ND(1)	ND(1)	ND(20)	
	12/28/2017	ND(1)	ND(1)	ND(1)	ND(1)	BRL	ND(1)	ND(1)	ND(1)	ND(1)	ND(5)	
02/28/2018	ND(1)	ND(1)	ND(1)	ND(1)	BRL	ND(1)	ND(1)	ND(1)	ND(1)	ND(5)		
05/10/2018	ND(1)	ND(1)	ND(1)	ND(1)	BRL	ND(1)	ND(1)	ND(1)	ND(1)	ND(5)		
08/10/2018	ND(1)	ND(1)	ND(1)	ND(5)	BRL	ND(1)	ND(1)	ND(1)	ND(1)	ND(25)		
11/16/2018	ND(1)	ND(1)	ND(1)	ND(5)	BRL	ND(1)	ND(1)	ND(1)	ND(1)	ND(25)		
MW-92C(203)	06/20/2008	ND(1.0)	ND(1.0)	ND(1.0)	ND(1.0)	BRL	ND(1.0)	ND(5.0)	ND(5.0)	ND(5.0)	ND(25)	
	09/11/2008	ND(1.0)	ND(1.0)	ND(1.0)	ND(1.0)	BRL	ND(1.0)	ND(5.0)	ND(5.0)	ND(5.0)	ND(25)	
	12/04/2008	ND(1.0)	ND(1.0)	ND(1.0)	ND(1.0)	BRL	ND(1.0)	ND(5.0)	ND(5.0)	ND(5.0)	ND(25)	
	06/25/2009	ND(1.0)	ND(1.0)	ND(1.0)	ND(1.0)	BRL	ND(1.0)	ND(5.0)	ND(5.0)	ND(5.0)	ND(25)	
	09/22/2009	ND(1.0)	ND(1.0)	ND(1.0)	ND(1.0)	BRL	ND(1.0)	ND(5.0)	ND(5.0)	ND(5.0)	ND(25)	
	12/21/2009	ND(1.0)	ND(1.0)	ND(1.0)	ND(1.0)	BRL	ND(1.0)	ND(5.0)	ND(5.0)	ND(5.0)	ND(25)	
	03/24/2010	ND(1.0)	ND(1.0)	ND(1.0)	ND(1.0)	BRL	ND(1.0)	ND(5.0)	ND(5.0)	ND(5.0)	ND(25)	
	06/10/2010	ND(1.0)	ND(1.0)	ND(1.0)	ND(1.0)	BRL	ND(1.0)	ND(5.0)	ND(5.0)	ND(5.0)	ND(25)	
	09/15/2010	ND(1.0)	ND(1.0)	ND(1.0)	ND(1.0)	BRL	ND(1.0)	ND(5.0)	ND(5.0)	ND(5.0)	ND(25)	
	12/15/2010	ND(1.0)	ND(1.0)	ND(1.0)	ND(1.0)	BRL	ND(1.0)	ND(5.0)	ND(5.0)	ND(5.0)	ND(25)	
	03/17/2011	ND(1.0)	ND(1.0)	ND(1.0)	ND(1.0)	BRL	ND(1.0)	ND(5.0)	ND(5.0)	ND(5.0)	ND(25)	
	06/17/2011	ND(1.0)	0.46 J	0.5 J	3.3	4.3 J	ND(1.0)	ND(5.0)	ND(5.0)	ND(5.0)	ND(25)	

TABLE 1

**Summary of Groundwater Analytical Results
Inactive Exxon Facility #28077
14528 Jarrettsville Pike
Phoenix, Maryland**

August 8, 2005 through January 22, 2019

Sample ID	Date	Benzene (µg/L)	Toluene (µg/L)	Ethyl- benzene (µg/L)	Total Xylenes (µg/L)	Total BTEX (µg/L)	MTBE (µg/L)	DIPE (µg/L)	ETBE (µg/L)	TAME (µg/L)	TBA (µg/L)	Comments
MW-92C(203)	08/23/2011	ND(1.0)	ND(1.0)	ND(1.0)	0.66 J	0.66 J	ND(1.0)	ND(5.0)	ND(5.0)	ND(5.0)	ND(25)	
	12/15/2011	ND(1.0)	ND(1.0)	ND(1.0)	ND(1.0)	BRL	ND(1.0)	ND(5.0)	ND(5.0)	ND(5.0)	ND(25)	
	03/14/2012	ND(1.0)	ND(1.0)	ND(1.0)	ND(1.0)	BRL	ND(1.0)	ND(5.0)	ND(5.0)	ND(5.0)	ND(25)	
	06/27/2012	ND(1.0)	ND(1.0)	ND(1.0)	ND(1.0)	BRL	ND(1.0)	ND(5.0)	ND(5.0)	ND(5.0)	ND(25)	
	09/12/2012	ND(1.0)	ND(1.0)	ND(1.0)	ND(1.0)	BRL	ND(1.0)	ND(5.0)	ND(5.0)	ND(5.0)	ND(25)	
	12/18/2012	ND(1.0)	ND(1.0)	ND(1.0)	ND(1.0)	BRL	ND(1.0)	ND(5.0)	ND(5.0)	ND(5.0)	ND(25)	
	03/14/2013	ND(1.0)	ND(1.0)	ND(1.0)	ND(1.0)	BRL	ND(1.0)	ND(5.0)	ND(5.0)	ND(5.0)	ND(25)	
	06/26/2013	ND(1.0)	ND(1.0)	ND(1.0)	ND(1.0)	BRL	ND(1.0)	ND(5.0)	ND(5.0)	ND(5.0)	ND(25)	
	09/23/2013	ND(1.0)	ND(1.0)	ND(1.0)	ND(1.0)	BRL	ND(1.0)	ND(5.0)	ND(5.0)	ND(5.0)	ND(25)	
	12/18/2013	ND(1.0)	ND(1.0)	ND(1.0)	ND(1.0)	BRL	ND(1.0)	ND(5.0)	ND(5.0)	ND(5.0)	ND(25)	
	03/19/2014	ND(0.50)	ND(1.0)	ND(0.50)	ND(1.0)	BRL	ND(1.0)	ND(2.0)	ND(5.0)	ND(5.0)	ND(25)	
	06/20/2014	ND(0.50)	ND(1.0)	ND(1.0)	ND(1.0)	BRL	ND(1.0)	ND(2.0)	ND(5.0)	ND(5.0)	ND(25)	
	09/19/2014	ND(0.50)	ND(1.0)	ND(1.0)	ND(1.0)	BRL	ND(1.0)	ND(2.0)	ND(2.0)	ND(2.0)	ND(10)	
	12/16/2014	ND(0.50)	ND(1.0)	ND(1.0)	ND(1.0)	BRL	ND(1.0)	ND(2.0)	ND(2.0)	ND(2.0)	ND(10)	
	03/18/2015	ND(1)	ND(1)	ND(1)	ND(1)	BRL	ND(1)	ND(1)	ND(1)	ND(1)	ND(5)	
	06/24/2015	ND(1)	ND(1)	ND(1)	ND(1)	BRL	ND(1)	ND(1)	ND(1)	ND(1)	ND(5)	
	09/29/2015	ND(1)	ND(1)	ND(1)	ND(1)	BRL	ND(1)	ND(1)	ND(1)	ND(1)	ND(20)	
	12/29/2015	ND(1)	ND(1)	ND(1)	ND(1)	BRL	ND(1)	ND(1)	ND(1)	ND(1)	ND(5)	
	03/28/2016	ND(1)	ND(1)	ND(1)	ND(1)	BRL	ND(1)	ND(1)	ND(1)	ND(1)	ND(5)	
	06/30/2016	ND(1)	ND(1)	ND(1)	ND(1)	BRL	ND(1)	ND(1)	ND(1)	ND(1)	ND(5)	
	09/21/2016	ND(1)	ND(1)	ND(1)	ND(1)	BRL	ND(1)	ND(1)	ND(1)	ND(1)	ND(20)	
	12/29/2016	ND(1)	ND(1)	ND(1)	ND(1)	BRL	ND(1)	ND(1)	ND(1)	ND(1)	ND(5)	
	04/05/2017	ND(1)	ND(1)	ND(1)	ND(1)	BRL	ND(1)	ND(1)	ND(1)	ND(1)	ND(5)	
06/30/2017	ND(1)	ND(1)	ND(1)	ND(1)	BRL	ND(1)	ND(1)	ND(1)	ND(1)	ND(5)		
10/03/2017	ND(1)	ND(1)	ND(1)	ND(1)	BRL	ND(1)	ND(1)	ND(1)	ND(1)	ND(20)		
12/28/2017	ND(1)	ND(1)	ND(1)	ND(1)	BRL	ND(1)	ND(1)	ND(1)	ND(1)	ND(5)		
02/28/2018	ND(1)	ND(1)	ND(1)	ND(1)	BRL	ND(1)	ND(1)	ND(1)	ND(1)	ND(5)		
05/10/2018	ND(1)	ND(1)	ND(1)	ND(1)	BRL	ND(1)	ND(1)	ND(1)	ND(1)	ND(5)		
08/10/2018	ND(1)	ND(1)	ND(1)	ND(5)	BRL	ND(1)	ND(1)	ND(1)	ND(1)	ND(25)		
11/16/2018	ND(1)	ND(1)	ND(1)	ND(5)	BRL	ND(1)	ND(1)	ND(1)	ND(1)	ND(25)		
MW-92C(210-215)	06/20/2008	ND(1.0)	ND(1.0)	ND(1.0)	ND(1.0)	BRL	ND(1.0)	ND(5.0)	ND(5.0)	ND(5.0)	ND(25)	
	09/11/2008	ND(1.0)	ND(1.0)	ND(1.0)	ND(1.0)	BRL	ND(1.0)	ND(5.0)	ND(5.0)	ND(5.0)	ND(25)	
	12/04/2008	ND(1.0)	ND(1.0)	ND(1.0)	ND(1.0)	BRL	ND(1.0)	ND(5.0)	ND(5.0)	ND(5.0)	ND(25)	
	06/25/2009	ND(1.0)	ND(1.0)	ND(1.0)	ND(1.0)	BRL	ND(1.0)	ND(5.0)	ND(5.0)	ND(5.0)	ND(25)	
	09/22/2009	ND(1.0)	ND(1.0)	ND(1.0)	ND(1.0)	BRL	ND(1.0)	ND(5.0)	ND(5.0)	ND(5.0)	ND(25)	

TABLE 1

**Summary of Groundwater Analytical Results
Inactive Exxon Facility #28077
14528 Jarrettsville Pike
Phoenix, Maryland**

August 8, 2005 through January 22, 2019

Sample ID	Date	Benzene (µg/L)	Toluene (µg/L)	Ethyl- benzene (µg/L)	Total Xylenes (µg/L)	Total BTEX (µg/L)	MTBE (µg/L)	DIPE (µg/L)	ETBE (µg/L)	TAME (µg/L)	TBA (µg/L)	Comments
MW-92C(210-215)	12/21/2009	ND(1.0)	ND(1.0)	ND(1.0)	ND(1.0)	BRL	ND(1.0)	ND(5.0)	ND(5.0)	ND(5.0)	ND(25)	
	03/24/2010	ND(1.0)	ND(1.0)	ND(1.0)	ND(1.0)	BRL	ND(1.0)	ND(5.0)	ND(5.0)	ND(5.0)	ND(25)	
	06/10/2010	ND(1.0)	ND(1.0)	ND(1.0)	ND(1.0)	BRL	ND(1.0)	ND(5.0)	ND(5.0)	ND(5.0)	ND(25)	
	09/15/2010	ND(1.0)	ND(1.0)	ND(1.0)	ND(1.0)	BRL	ND(1.0)	ND(5.0)	ND(5.0)	ND(5.0)	ND(25)	
	12/15/2010	ND(1.0)	ND(1.0)	ND(1.0)	ND(1.0)	BRL	ND(1.0)	ND(5.0)	ND(5.0)	ND(5.0)	ND(25)	
	03/17/2011	ND(1.0)	ND(1.0)	ND(1.0)	ND(1.0)	BRL	ND(1.0)	ND(5.0)	ND(5.0)	ND(5.0)	ND(25)	
	06/17/2011	ND(1.0)	0.39 J	0.46 J	2.9	3.8 J	ND(1.0)	ND(5.0)	ND(5.0)	ND(5.0)	ND(25)	
	08/23/2011	ND(1.0)	0.23 J	ND(1.0)	0.71 J	0.94 J	ND(1.0)	ND(5.0)	ND(5.0)	ND(5.0)	ND(25)	
	12/15/2011	ND(1.0)	ND(1.0)	ND(1.0)	0.21 J	0.21 J	ND(1.0)	ND(5.0)	ND(5.0)	ND(5.0)	ND(25)	
	03/14/2012	ND(1.0)	ND(1.0)	ND(1.0)	ND(1.0)	BRL	ND(1.0)	ND(5.0)	ND(5.0)	ND(5.0)	ND(25)	
	06/27/2012	ND(1.0)	ND(1.0)	ND(1.0)	ND(1.0)	BRL	ND(1.0)	ND(5.0)	ND(5.0)	ND(5.0)	ND(25)	
	09/12/2012	ND(1.0)	ND(1.0)	ND(1.0)	ND(1.0)	BRL	ND(1.0)	ND(5.0)	ND(5.0)	ND(5.0)	ND(25)	
	12/18/2012	ND(1.0)	ND(1.0)	ND(1.0)	ND(1.0)	BRL	ND(1.0)	ND(5.0)	ND(5.0)	ND(5.0)	ND(25)	
	03/14/2013	ND(1.0)	ND(1.0)	ND(1.0)	ND(1.0)	BRL	ND(1.0)	ND(5.0)	ND(5.0)	ND(5.0)	ND(25)	
	06/26/2013	ND(1.0)	ND(1.0)	ND(1.0)	ND(1.0)	BRL	ND(1.0)	ND(5.0)	ND(5.0)	ND(5.0)	ND(25)	
	09/23/2013	ND(1.0)	ND(1.0)	ND(1.0)	ND(1.0)	BRL	ND(1.0)	ND(5.0)	ND(5.0)	ND(5.0)	ND(25)	
	12/18/2013	ND(1.0)	ND(1.0)	ND(1.0)	ND(1.0)	BRL	ND(1.0)	ND(5.0)	ND(5.0)	ND(5.0)	ND(25)	
	03/19/2014	ND(0.50)	ND(1.0)	ND(0.50)	ND(1.0)	BRL	ND(1.0)	ND(2.0)	ND(5.0)	ND(5.0)	ND(25)	
	06/20/2014	ND(0.50)	ND(1.0)	ND(1.0)	ND(1.0)	BRL	ND(1.0)	ND(2.0)	ND(5.0)	ND(5.0)	ND(25)	
	09/19/2014	ND(0.50)	ND(1.0)	ND(1.0)	ND(1.0)	BRL	ND(1.0)	ND(2.0)	ND(2.0)	ND(2.0)	ND(10)	
	12/16/2014	ND(0.50)	ND(1.0)	ND(1.0)	ND(1.0)	BRL	ND(1.0)	ND(2.0)	ND(2.0)	ND(2.0)	ND(10)	
	03/18/2015	ND(1)	ND(1)	ND(1)	ND(1)	BRL	ND(1)	ND(1)	ND(1)	ND(1)	ND(5)	
	06/24/2015	ND(1)	ND(1)	ND(1)	ND(1)	BRL	ND(1)	ND(1)	ND(1)	ND(1)	ND(5)	
	09/29/2015	ND(1)	ND(1)	ND(1)	ND(1)	BRL	ND(1)	ND(1)	ND(1)	ND(1)	ND(20)	
	12/29/2015	ND(1)	ND(1)	ND(1)	ND(1)	BRL	ND(1)	ND(1)	ND(1)	ND(1)	ND(5)	
	03/28/2016	ND(1)	ND(1)	ND(1)	ND(1)	BRL	ND(1)	ND(1)	ND(1)	ND(1)	ND(5)	
	06/30/2016	ND(1)	ND(1)	ND(1)	ND(1)	BRL	ND(1)	ND(1)	ND(1)	ND(1)	ND(5)	
	09/21/2016	ND(1)	ND(1)	ND(1)	ND(1)	BRL	ND(1)	ND(1)	ND(1)	ND(1)	ND(20)	
	12/29/2016	ND(1)	ND(1)	ND(1)	ND(1)	BRL	ND(1)	ND(1)	ND(1)	ND(1)	ND(5)	
	04/05/2017	ND(1)	ND(1)	ND(1)	ND(1)	BRL	ND(1)	ND(1)	ND(1)	ND(1)	ND(5)	
06/30/2017	ND(1)	ND(1)	ND(1)	ND(1)	BRL	ND(1)	ND(1)	ND(1)	ND(1)	ND(5)		
10/03/2017	ND(1)	ND(1)	ND(1)	ND(1)	BRL	ND(1)	ND(1)	ND(1)	ND(1)	ND(20)		
12/28/2017	ND(1)	ND(1)	ND(1)	ND(1)	BRL	ND(1)	ND(1)	ND(1)	ND(1)	ND(5)		
02/28/2018	ND(1)	ND(1)	ND(1)	ND(1)	BRL	ND(1)	ND(1)	ND(1)	ND(1)	ND(5)		
05/10/2018	ND(1)	ND(1)	ND(1)	ND(1)	BRL	ND(1)	ND(1)	ND(1)	ND(1)	ND(5)		

TABLE 1

**Summary of Groundwater Analytical Results
Inactive Exxon Facility #28077
14528 Jarrettsville Pike
Phoenix, Maryland**

August 8, 2005 through January 22, 2019

Sample ID	Date	Benzene (µg/L)	Toluene (µg/L)	Ethyl- benzene (µg/L)	Total Xylenes (µg/L)	Total BTEX (µg/L)	MTBE (µg/L)	DIPE (µg/L)	ETBE (µg/L)	TAME (µg/L)	TBA (µg/L)	Comments
MW-92C(210-215)	08/10/2018	ND(1)	ND(1)	ND(1)	ND(5)	BRL	ND(1)	ND(1)	ND(1)	ND(1)	ND(25)	
	11/16/2018	ND(1)	ND(1)	ND(1)	ND(5)	BRL	ND(1)	ND(1)	ND(1)	ND(1)	ND(25)	
MW-92C(315)	06/20/2008	ND(1.0)	ND(1.0)	ND(1.0)	ND(1.0)	BRL	ND(1.0)	ND(5.0)	ND(5.0)	ND(5.0)	ND(25)	
	09/11/2008	ND(1.0)	ND(1.0)	ND(1.0)	ND(1.0)	BRL	ND(1.0)	ND(5.0)	ND(5.0)	ND(5.0)	ND(25)	
	12/04/2008	ND(1.0)	ND(1.0)	ND(1.0)	ND(1.0)	BRL	ND(1.0)	ND(5.0)	ND(5.0)	ND(5.0)	ND(25)	
	06/25/2009	ND(1.0)	ND(1.0)	ND(1.0)	ND(1.0)	BRL	ND(1.0)	ND(5.0)	ND(5.0)	ND(5.0)	ND(25)	
	09/22/2009	ND(1.0)	ND(1.0)	ND(1.0)	ND(1.0)	BRL	ND(1.0)	ND(5.0)	ND(5.0)	ND(5.0)	ND(25)	
	12/21/2009	ND(1.0)	ND(1.0)	ND(1.0)	ND(1.0)	BRL	ND(1.0)	ND(5.0)	ND(5.0)	ND(5.0)	ND(25)	
	03/24/2010	ND(1.0)	ND(1.0)	ND(1.0)	ND(1.0)	BRL	ND(1.0)	ND(5.0)	ND(5.0)	ND(5.0)	ND(25)	
	06/10/2010	ND(1.0)	ND(1.0)	ND(1.0)	ND(1.0)	BRL	ND(1.0)	ND(5.0)	ND(5.0)	ND(5.0)	ND(25)	
	09/15/2010	ND(1.0)	ND(1.0)	ND(1.0)	ND(1.0)	BRL	ND(1.0)	ND(5.0)	ND(5.0)	ND(5.0)	ND(25)	
	12/15/2010	ND(1.0)	ND(1.0)	ND(1.0)	ND(1.0)	BRL	ND(1.0)	ND(5.0)	ND(5.0)	ND(5.0)	ND(25)	
	03/17/2011	ND(1.0)	ND(1.0)	ND(1.0)	ND(1.0)	BRL	ND(1.0)	ND(5.0)	ND(5.0)	ND(5.0)	ND(25)	
	06/17/2011	ND(1.0)	0.42 J	0.32 J	2	3 J	ND(1.0)	ND(5.0)	ND(5.0)	ND(5.0)	ND(25)	
	08/23/2011	ND(1.0)	0.19 J	ND(1.0)	0.84 J	1.03 J	ND(1.0)	ND(5.0)	ND(5.0)	ND(5.0)	ND(25)	
	12/15/2011	ND(1.0)	ND(1.0)	ND(1.0)	ND(1.0)	BRL	ND(1.0)	ND(5.0)	ND(5.0)	ND(5.0)	ND(25)	
	03/14/2012	ND(1.0)	ND(1.0)	ND(1.0)	ND(1.0)	BRL	ND(1.0)	ND(5.0)	ND(5.0)	ND(5.0)	ND(25)	
	06/27/2012	ND(1.0)	ND(1.0)	ND(1.0)	ND(1.0)	BRL	ND(1.0)	ND(5.0)	ND(5.0)	ND(5.0)	ND(25)	
	09/12/2012	ND(1.0)	ND(1.0)	ND(1.0)	ND(1.0)	BRL	ND(1.0)	ND(5.0)	ND(5.0)	ND(5.0)	ND(25)	
	12/18/2012	ND(1.0)	ND(1.0)	ND(1.0)	ND(1.0)	BRL	ND(1.0)	ND(5.0)	ND(5.0)	ND(5.0)	ND(25)	
	03/14/2013	ND(1.0)	ND(1.0)	ND(1.0)	ND(1.0)	BRL	ND(1.0)	ND(5.0)	ND(5.0)	ND(5.0)	ND(25)	
	06/26/2013	ND(1.0)	ND(1.0)	ND(1.0)	ND(1.0)	BRL	ND(1.0)	ND(5.0)	ND(5.0)	ND(5.0)	ND(25)	
	09/23/2013	ND(1.0)	ND(1.0)	ND(1.0)	ND(1.0)	BRL	ND(1.0)	ND(5.0)	ND(5.0)	ND(5.0)	ND(25)	
	12/18/2013	ND(1.0)	ND(1.0)	ND(1.0)	ND(1.0)	BRL	ND(1.0)	ND(5.0)	ND(5.0)	ND(5.0)	ND(25)	
	03/19/2014	ND(0.50)	ND(1.0)	ND(0.50)	ND(1.0)	BRL	ND(1.0)	ND(2.0)	ND(5.0)	ND(5.0)	ND(25)	
	06/20/2014	ND(0.50)	ND(1.0)	ND(1.0)	ND(1.0)	BRL	ND(1.0)	ND(2.0)	ND(5.0)	ND(5.0)	ND(25)	
	09/19/2014	ND(0.50)	ND(1.0)	ND(1.0)	ND(1.0)	BRL	ND(1.0)	ND(2.0)	ND(2.0)	ND(2.0)	ND(10)	
	12/16/2014	ND(0.50)	ND(1.0)	ND(1.0)	ND(1.0)	BRL	ND(1.0)	ND(2.0)	ND(2.0)	ND(2.0)	ND(10)	
	03/18/2015	ND(1)	ND(1)	ND(1)	ND(1)	BRL	ND(1)	ND(1)	ND(1)	ND(1)	ND(5)	
06/24/2015	ND(1)	ND(1)	ND(1)	ND(1)	BRL	ND(1)	ND(1)	ND(1)	ND(1)	ND(5)		
09/29/2015	ND(1)	ND(1)	ND(1)	ND(1)	BRL	ND(1)	ND(1)	ND(1)	ND(1)	ND(20)		
12/29/2015	ND(1)	ND(1)	ND(1)	ND(1)	BRL	ND(1)	ND(1)	ND(1)	ND(1)	ND(5)		
03/28/2016	ND(1)	ND(1)	ND(1)	ND(1)	BRL	ND(1)	ND(1)	ND(1)	ND(1)	ND(5)		
06/30/2016	ND(1)	ND(1)	ND(1)	ND(1)	BRL	ND(1)	ND(1)	ND(1)	ND(1)	ND(5)		
09/21/2016	ND(1)	ND(1)	ND(1)	ND(1)	BRL	ND(1)	ND(1)	ND(1)	ND(1)	ND(20)		

TABLE 1

**Summary of Groundwater Analytical Results
Inactive Exxon Facility #28077
14528 Jarrettsville Pike
Phoenix, Maryland**

August 8, 2005 through January 22, 2019

Sample ID	Date	Benzene (µg/L)	Toluene (µg/L)	Ethyl- benzene (µg/L)	Total Xylenes (µg/L)	Total BTEX (µg/L)	MTBE (µg/L)	DIPE (µg/L)	ETBE (µg/L)	TAME (µg/L)	TBA (µg/L)	Comments
MW-92C(315)	12/29/2016	ND(1)	ND(1)	ND(1)	ND(1)	BRL	ND(1)	ND(1)	ND(1)	ND(1)	ND(5)	
	04/05/2017	ND(1)	ND(1)	ND(1)	ND(1)	BRL	ND(1)	ND(1)	ND(1)	ND(1)	ND(5)	
	06/30/2017	ND(1)	ND(1)	ND(1)	ND(1)	BRL	ND(1)	ND(1)	ND(1)	ND(1)	ND(5)	
	10/03/2017	ND(1)	ND(1)	ND(1)	ND(1)	BRL	ND(1)	ND(1)	ND(1)	ND(1)	ND(20)	
	12/28/2017	ND(1)	ND(1)	ND(1)	ND(1)	BRL	ND(1)	ND(1)	ND(1)	ND(1)	ND(5)	
	02/28/2018	ND(1)	ND(1)	ND(1)	ND(1)	BRL	ND(1)	ND(1)	ND(1)	ND(1)	ND(5)	
	05/10/2018	ND(1)	ND(1)	ND(1)	ND(1)	BRL	ND(1)	ND(1)	ND(1)	ND(1)	ND(5)	
	08/10/2018	ND(1)	ND(1)	ND(1)	ND(5)	BRL	ND(1)	ND(1)	ND(1)	ND(1)	ND(25)	
11/16/2018	ND(1)	ND(1)	ND(1)	ND(5)	BRL	ND(1)	ND(1)	ND(1)	ND(1)	ND(25)		
MW-138D(AP)	08/12/2013	ND(1.0)	ND(1.0)	ND(1.0)	ND(1.0)	BRL	0.4 J	ND(5.0)	ND(5.0)	ND(5.0)	ND(25)	
	08/19/2013	ND(1.0)	ND(1.0)	ND(1.0)	ND(1.0)	BRL	0.8 J	ND(5.0)	ND(5.0)	ND(5.0)	ND(25)	
	08/26/2013	ND(1.0)	ND(1.0)	ND(1.0)	ND(1.0)	BRL	1.1	ND(5.0)	ND(5.0)	ND(5.0)	ND(25)	
MW-138D(BP)	08/12/2013	ND(1.0)	ND(1.0)	ND(1.0)	ND(1.0)	BRL	0.43 J	ND(5.0)	ND(5.0)	ND(5.0)	ND(25)	
	08/19/2013	1.6	ND(1.0)	0.27 J	0.76 J	2.6 J	25.1	ND(5.0)	0.35 J	1.7 J	ND(25)	
	08/26/2013	2.5	0.56 J	0.54 J	6.5	10.1 J	80.2	ND(5.0)	ND(5.0)	5.7	ND(25)	
MW-138D (77-82)	05/02/2014	ND(0.50)	0.94 J	ND(0.50)	ND(1.0)	0.94 J	ND(1.0)	ND(2.0)	ND(5.0)	ND(5.0)	ND(25)	
	05/13/2014	ND(0.50)	ND(1.0)	ND(0.50)	ND(1.0)	BRL	ND(1.0)	ND(2.0)	ND(5.0)	ND(5.0)	ND(25)	
	05/21/2014	ND(0.50)	ND(1.0)	ND(1.0)	ND(1.0)	BRL	0.29 J	ND(2.0)	ND(5.0)	ND(5.0)	ND(25)	
	05/28/2014	ND(0.50)	ND(1.0)	ND(1.0)	ND(1.0)	BRL	ND(1.0)	ND(2.0)	ND(5.0)	ND(5.0)	ND(25)	
	06/03/2014	ND(0.50)	ND(1.0)	ND(1.0)	ND(1.0)	BRL	ND(1.0)	ND(2.0)	ND(5.0)	ND(5.0)	ND(25)	
	06/17/2014	ND(0.50)	ND(1.0)	ND(1.0)	ND(1.0)	BRL	ND(1.0)	ND(2.0)	ND(5.0)	ND(5.0)	ND(25)	
	07/02/2014	ND(0.50)	ND(1.0)	ND(1.0)	ND(1.0)	BRL	ND(1.0)	ND(2.0)	ND(5.0)	ND(5.0)	ND(25)	
	07/15/2014	ND(0.50)	ND(1.0)	ND(1.0)	ND(1.0)	BRL	ND(1.0)	ND(2.0)	ND(5.0)	ND(5.0)	ND(25)	
	08/15/2014	ND(0.50)	ND(1.0)	ND(1.0)	ND(1.0)	BRL	0.27 J	ND(2.0)	ND(5.0)	ND(5.0)	ND(25)	
	09/23/2014	ND(0.50)	ND(1.0)	ND(1.0)	ND(1.0)	BRL	ND(1.0)	ND(2.0)	ND(2.0)	ND(2.0)	ND(10)	
	10/23/2014	ND(0.50)	ND(1.0)	ND(1.0)	ND(1.0)	BRL	ND(1.0)	ND(2.0)	ND(2.0)	ND(2.0)	ND(10)	
	11/21/2014	ND(0.50)	ND(1.0)	ND(1.0)	ND(1.0)	BRL	0.29 J	ND(2.0)	ND(2.0)	ND(2.0)	ND(10)	
	12/19/2014	ND(0.50)	ND(1.0)	ND(1.0)	ND(1.0)	BRL	ND(1.0)	ND(2.0)	ND(2.0)	ND(2.0)	23.8	
	01/15/2015	ND(1)	ND(1)	ND(1)	ND(1)	BRL	ND(1)	ND(1)	ND(1)	ND(1)	ND(5)	
	02/12/2015	ND(1)	ND(1)	ND(1)	ND(1)	BRL	ND(1)	ND(1)	ND(1)	ND(1)	ND(5)	
	03/11/2015	ND(1)	ND(1)	ND(1)	ND(1)	BRL	ND(1)	ND(1)	ND(1)	ND(1)	ND(5)	
	04/15/2015	ND(1)	ND(1)	ND(1)	ND(1)	BRL	ND(1)	ND(1)	ND(1)	ND(1)	ND(5)	
05/14/2015	ND(1)	ND(1)	ND(1)	ND(1)	BRL	ND(1)	ND(1)	ND(1)	ND(1)	ND(5)		
06/17/2015	ND(1)	ND(1)	ND(1)	ND(1)	BRL	ND(1)	ND(1)	ND(1)	ND(1)	ND(5)		
07/16/2015	ND(1)	ND(1)	ND(1)	ND(1)	BRL	ND(1)	ND(1)	ND(1)	ND(1)	ND(5)		

TABLE 1

**Summary of Groundwater Analytical Results
Inactive Exxon Facility #28077
14528 Jarrettsville Pike
Phoenix, Maryland**

August 8, 2005 through January 22, 2019

Sample ID	Date	Benzene (µg/L)	Toluene (µg/L)	Ethyl- benzene (µg/L)	Total Xylenes (µg/L)	Total BTEX (µg/L)	MTBE (µg/L)	DIPE (µg/L)	ETBE (µg/L)	TAME (µg/L)	TBA (µg/L)	Comments
MW-138D (77-82)	08/13/2015	ND(1)	ND(1)	ND(1)	ND(1)	BRL	ND(1)	ND(1)	ND(1)	ND(1)	ND(5)	
	09/18/2015	ND(1)	ND(1)	ND(1)	ND(1)	BRL	ND(1)	ND(1)	ND(1)	ND(1)	ND(20)	
	10/30/2015	ND(1)	ND(1)	ND(1)	ND(1)	BRL	ND(1)	ND(1)	ND(1)	ND(1)	ND(5)	
	11/18/2015	ND(1)	ND(1)	ND(1)	ND(1)	BRL	ND(1)	ND(1)	ND(1)	ND(1)	ND(5)	
	12/29/2015	ND(1)	ND(1)	ND(1)	ND(1)	BRL	ND(1)	ND(1)	ND(1)	ND(1)	ND(5)	
	01/29/2016	ND(1)	ND(1)	ND(1)	ND(1)	BRL	ND(1)	ND(1)	ND(1)	ND(1)	ND(5)	
	02/18/2016	ND(1)	ND(1)	ND(1)	ND(1)	BRL	ND(1)	ND(1)	ND(1)	ND(1)	ND(5)	
	03/29/2016	ND(1)	ND(1)	ND(1)	ND(1)	BRL	ND(1)	ND(1)	ND(1)	ND(1)	ND(5)	
	04/08/2016	ND(1)	ND(1)	ND(1)	ND(1)	BRL	ND(1)	ND(1)	ND(1)	ND(1)	ND(20)	
	05/11/2016	ND(1)	ND(1)	ND(1)	ND(1)	BRL	ND(1)	ND(1)	ND(1)	ND(1)	ND(5)	
	06/30/2016	ND(1)	ND(1)	ND(1)	ND(1)	BRL	ND(1)	ND(1)	ND(1)	ND(1)	ND(5)	
	07/29/2016	ND(1)	ND(1)	ND(1)	ND(1)	BRL	ND(1)	ND(1)	ND(1)	ND(1)	ND(5)	
	08/31/2016	ND(1)	ND(1)	ND(1)	ND(1)	BRL	ND(1)	ND(1)	ND(1)	ND(1)	ND(5)	
	09/30/2016	ND(1)	ND(1)	ND(1)	ND(1)	BRL	ND(1)	ND(1)	ND(1)	ND(1)	ND(20)	
	10/31/2016	ND(1)	ND(1)	ND(1)	ND(1)	BRL	ND(1)	ND(1)	ND(1)	ND(1)	ND(5)	
	11/30/2016	ND(1)	ND(1)	ND(1)	ND(1)	BRL	ND(1)	ND(1)	ND(1)	ND(1)	ND(5)	
	12/28/2016	ND(1)	ND(1)	ND(1)	ND(1)	BRL	ND(1)	ND(1)	ND(1)	ND(1)	ND(5)	
	01/31/2017	ND(1)	ND(1)	ND(1)	ND(1)	BRL	0.6 J	ND(1)	ND(1)	ND(1)	ND(5)	
	02/28/2017	11	ND(5)	ND(5)	ND(5)	11	640	ND(5)	7	39	ND(25)	
	03/30/2017	ND(1)	ND(1)	ND(1)	ND(1)	BRL	ND(1)	ND(1)	ND(1)	ND(1)	ND(5)	
	04/27/2017	ND(1)	ND(1)	ND(1)	ND(1)	BRL	ND(1)	ND(1)	ND(1)	ND(1)	ND(5)	
	05/30/2017	NS	NS	NS	NS	NS	NS	NS	NS	NS	NS	Not Sampled
	06/28/2017	0.6 J	ND(1)	ND(1)	ND(1)	0.6 J	26	ND(1)	ND(1)	2	ND(5)	
	07/31/2017	ND(1)	ND(1)	ND(1)	ND(1)	BRL	0.8 J	ND(1)	ND(1)	ND(1)	6	
	08/11/2017	ND(1)	ND(1)	ND(1)	ND(1)	BRL	ND(1)	ND(1)	ND(1)	ND(1)	ND(5)	
	09/28/2017	ND(1)	ND(1)	ND(1)	ND(1)	BRL	4	ND(1)	ND(1)	ND(1)	ND(20)	
	10/25/2017	ND(1)	ND(1)	ND(1)	ND(1)	BRL	0.6 J	ND(1)	ND(1)	ND(1)	ND(20)	
	11/16/2017	7	ND(1)	ND(1)	ND(1)	7	470	2	6	34	ND(20)	
	12/18/2017	ND(1)	ND(1)	ND(1)	ND(1)	BRL	ND(1)	ND(1)	ND(1)	ND(1)	ND(5)	
	01/30/2018	ND(1)	ND(1)	ND(1)	ND(1)	BRL	0.9 J	ND(1)	ND(1)	ND(1)	ND(5)	
02/20/2018	ND(1)	ND(1)	ND(1)	ND(1)	BRL	0.6 J	ND(1)	ND(1)	ND(1)	ND(5)		
03/12/2018	ND(1)	ND(1)	ND(1)	ND(1)	BRL	0.6 J	ND(1)	ND(1)	ND(1)	ND(20)		
04/27/2018	ND(1)	ND(1)	ND(1)	ND(1)	BRL	0.6 J	ND(1)	ND(1)	ND(1)	ND(5)		
05/18/2018	ND(1)	ND(1)	ND(1)	ND(1)	BRL	0.7 J	ND(1)	ND(1)	ND(1)	ND(5)		
06/12/2018	ND(1)	ND(1)	ND(1)	ND(1)	BRL	0.7 J	ND(1)	ND(1)	ND(1)	ND(5)		

TABLE 1

**Summary of Groundwater Analytical Results
Inactive Exxon Facility #28077
14528 Jarrettsville Pike
Phoenix, Maryland**

August 8, 2005 through January 22, 2019

Sample ID	Date	Benzene (µg/L)	Toluene (µg/L)	Ethyl- benzene (µg/L)	Total Xylenes (µg/L)	Total BTEX (µg/L)	MTBE (µg/L)	DIPE (µg/L)	ETBE (µg/L)	TAME (µg/L)	TBA (µg/L)	Comments
MW-138D (77-82)	07/09/2018	ND(1)	ND(1)	ND(1)	ND(1)	BRL	0.5 J	ND(1)	ND(1)	ND(1)	ND(5)	
	08/20/2018	ND(1)	ND(1)	ND(1)	ND(5)	BRL	ND(1)	ND(1)	ND(1)	ND(1)	ND(25)	
	09/19/2018	ND(1)	ND(1)	ND(1)	ND(5)	BRL	ND(1)	ND(1)	ND(1)	ND(1)	ND(25)	
	10/18/2018	ND(1)	ND(1)	ND(1)	ND(5)	BRL	0.6 J	ND(1)	ND(1)	ND(1)	ND(25)	
	11/29/2018	0.2 J	ND(1)	ND(1)	ND(5)	0.2 J	1	ND(1)	ND(1)	ND(1)	ND(25)	
	12/21/2018	ND(1)	0.3 J	ND(1)	ND(5)	0.3 J	1	ND(1)	ND(1)	ND(1)	ND(25)	
	01/11/2019	ND(1)	0.2 J	ND(1)	ND(5)	0.2 J	1	ND(1)	ND(1)	0.3 J	ND(25)	
MW-138D (95-100)	05/02/2014	ND(0.50)	7.1	ND(0.50)	ND(1.0)	7.1	0.86 J	ND(2.0)	ND(5.0)	ND(5.0)	ND(25)	
	05/13/2014	ND(0.50)	0.70 J	ND(0.50)	ND(1.0)	0.70 J	1.1	ND(2.0)	ND(5.0)	ND(5.0)	ND(25)	
	05/21/2014	ND(0.50)	0.33 J	ND(1.0)	ND(1.0)	0.33 J	3.6	ND(2.0)	ND(5.0)	ND(5.0)	ND(25)	
	05/28/2014	ND(0.50)	ND(1.0)	ND(1.0)	ND(1.0)	BRL	16.2	ND(2.0)	ND(5.0)	1.3 J	ND(25)	
	06/03/2014	ND(0.50)	ND(1.0)	ND(1.0)	ND(1.0)	BRL	57.0	0.29 J	0.81 J	3.9 J	ND(25)	
	06/17/2014	ND(0.50)	ND(1.0)	ND(1.0)	ND(1.0)	BRL	45.4	0.24 J	0.64 J	3.6 J	ND(25)	
	07/02/2014	0.33 J	ND(1.0)	ND(1.0)	0.29 J	0.62 J	110	0.45 J	1.3 J	7.7	ND(25)	
	07/15/2014	0.51	ND(1.0)	ND(1.0)	0.43 J	0.94 J	126	0.52 J	1.7 J	9.7	ND(25)	
	08/15/2014	2.2	ND(1.0)	ND(1.0)	1.0	3.2	216	0.95 J	3.1 J	16.8	ND(25)	
	09/23/2014	2.7	ND(1.0)	ND(1.0)	ND(1.0)	2.7	147	0.51 J	1.8 J	11.8	ND(10)	
	10/23/2014	7.5	ND(1.0)	ND(1.0)	0.63 J	8.1 J	291	1.1 J	3.7	22.3	ND(10)	
	11/21/2014	7.2	ND(2.0)	ND(2.0)	ND(2.0)	7.2	344	1.3 J	4.1	20.4	ND(20)	
	12/19/2014	5.4	ND(1.0)	ND(1.0)	0.22 J	5.6 J	314	1.0 J	3.5	21.0	18.4	
	01/15/2015	7	ND(1)	ND(1)	ND(1)	7	340	1	4	25	ND(5)	
	02/12/2015	6	ND(1)	ND(1)	ND(1)	6	290	1	4	21	4 J	
	03/11/2015	7	ND(1)	ND(1)	ND(1)	7	310	1	4	26	3 J	
	04/15/2015	7	ND(1)	ND(1)	ND(1)	7	300	1 J	4	24	ND(5)	
	05/14/2015	6	ND(1)	ND(1)	ND(1)	6	280	1 J	3	21	2 J	
	06/17/2015	8	ND(1)	ND(1)	ND(1)	8	350	1	4	24	2 J	
	07/16/2015	8	ND(1)	ND(1)	ND(1)	8	360	1	4	26	ND(5)	
	08/13/2015	7	ND(1)	ND(1)	ND(1)	7	300	1	4	23	ND(5)	
	09/18/2015	4	ND(1)	ND(1)	ND(1)	4	190	0.8 J	2	13	ND(20)	
	10/30/2015	4	ND(1)	ND(1)	ND(1)	4	32	ND(1)	ND(1)	3	ND(5)	
	11/18/2015	6	ND(1)	ND(1)	ND(1)	6	280	1	3	19	ND(5)	
	12/29/2015	5	ND(1)	ND(1)	ND(1)	5	350	1	4	27	ND(5)	
01/29/2016	2	ND(1)	ND(1)	ND(1)	2	160	0.7 J	2	12	ND(5)		
02/18/2016	5	ND(1)	ND(1)	ND(1)	5	340	1	4	25	ND(5)		
03/29/2016	6	ND(1)	ND(1)	ND(1)	6	270	1	3	19	2 J		

TABLE 1

**Summary of Groundwater Analytical Results
Inactive Exxon Facility #28077
14528 Jarrettsville Pike
Phoenix, Maryland**

August 8, 2005 through January 22, 2019

Sample ID	Date	Benzene (µg/L)	Toluene (µg/L)	Ethyl- benzene (µg/L)	Total Xylenes (µg/L)	Total BTEX (µg/L)	MTBE (µg/L)	DIPE (µg/L)	ETBE (µg/L)	TAME (µg/L)	TBA (µg/L)	Comments	
MW-138D (95-100)	04/08/2016	5	ND(1)	ND(1)	ND(1)	5	310	1	4	24	ND(20)		
	05/11/2016	2	ND(1)	ND(1)	ND(1)	2	110	ND(1)	1	8	ND(5)		
	06/30/2016	4	ND(1)	ND(1)	ND(1)	4	280	1	3	19	2 J		
	07/29/2016	3	ND(1)	ND(1)	ND(1)	3	280	0.9 J	3	18	ND(5)		
	08/31/2016	2	ND(1)	ND(1)	ND(1)	2	270	0.9 J	3	17	2 J		
	09/30/2016	4	ND(1)	ND(1)	ND(1)	4	250	1 J	3	18	ND(20)		
	10/31/2016	3	ND(1)	ND(1)	ND(1)	3	160	ND(1)	2	10	ND(5)		
	11/30/2016	3	ND(1)	ND(1)	ND(1)	3	150	0.6 J	2	13	ND(5)		
	12/28/2016	3	ND(1)	ND(1)	ND(1)	3	210	0.8 J	3	17	ND(5)		
	01/31/2017	8	ND(1)	ND(1)	ND(1)	8	730	2	9	53	4 J		
	02/28/2017	5	ND(5)	ND(5)	ND(5)	5	760	ND(5)	7	43	ND(25)		
	03/30/2017	11	ND(1)	ND(1)	ND(1)	11	600	2	6	40	ND(5)		
	04/27/2017	10	ND(1)	ND(1)	0.6 J	11 J	610	2	7	41	2 J		
	05/30/2017	NS	NS	NS	NS	NS	NS	NS	NS	NS	NS	NS	Not Sampled
	06/28/2017	6	ND(1)	ND(1)	ND(1)	6	580	2	6	37	ND(5)		
	07/31/2017	8	ND(5)	ND(5)	ND(5)	8	660	ND(5)	7	41	ND(25)		
	08/11/2017	6	ND(1)	ND(1)	ND(1)	6	380	1	4	25	ND(5)		
	09/28/2017	5	ND(1)	ND(1)	ND(1)	5	640	2	8	47	ND(20)		
	10/25/2017	6	ND(1)	ND(1)	ND(1)	6	570	2	7	41	39		
	11/16/2017	7	ND(1)	ND(1)	ND(1)	7	480	2	5	33	ND(20)		
	12/18/2017	6	ND(1)	ND(1)	ND(1)	6	370	1	4	24	2 J		
	01/30/2018	5	ND(1)	ND(1)	ND(1)	5	190	0.7 J	2	14	ND(5)		
	02/20/2018	7	ND(1)	ND(1)	ND(1)	7	350	1	4	24	ND(5)		
	03/12/2018	6	ND(1)	ND(1)	ND(1)	6	360	2	5	29	ND(20)		
	04/27/2018	5	ND(5)	ND(5)	ND(5)	5	410	ND(5)	5 J	29	ND(25)		
	05/18/2018	6	ND(1)	ND(1)	ND(1)	6	380	1	4	29	ND(5)		
	06/12/2018	5	ND(1)	ND(1)	ND(1)	5	150	0.6 J	2	10	ND(5)		
	07/09/2018	2	ND(1)	ND(1)	ND(1)	2	35	ND(1)	ND(1)	2	ND(5)		
	08/20/2018	3	0.2 J	ND(1)	ND(5)	3 J	59	0.2 J	0.6 J	4	ND(25)		
	09/19/2018	0.2 J	ND(1)	ND(1)	ND(5)	0.2 J	17	ND(1)	ND(1)	0.9 J	ND(25)		
10/18/2018	3	ND(1)	ND(1)	ND(5)	3	350	1	4	25	ND(25)			
11/29/2018	2	0.2 J	ND(1)	ND(5)	2 J	300	0.9 J	3	18	ND(25)			
12/21/2018	2	0.2 J	ND(1)	ND(5)	2 J	380	1	4	21	ND(25)			
01/11/2019	2	0.3 J	ND(1)	ND(5)	2 J	350	1	3	21	ND(25)			

TABLE 1

**Summary of Groundwater Analytical Results
Inactive Exxon Facility #28077
14528 Jarrettsville Pike
Phoenix, Maryland**

August 8, 2005 through January 22, 2019

Sample ID	Date	Benzene (µg/L)	Toluene (µg/L)	Ethyl- benzene (µg/L)	Total Xylenes (µg/L)	Total BTEX (µg/L)	MTBE (µg/L)	DIPE (µg/L)	ETBE (µg/L)	TAME (µg/L)	TBA (µg/L)	Comments
MW-138D (120-125)	05/02/2014	0.29 J	2.4	ND(0.50)	ND(1.0)	2.7 J	2.4	ND(2.0)	ND(5.0)	ND(5.0)	ND(25)	
	05/13/2014	0.55	0.50 J	ND(0.50)	ND(1.0)	1.05 J	4.9	ND(2.0)	ND(5.0)	0.42 J	ND(25)	
	05/21/2014	0.86	0.43 J	ND(1.0)	0.22 J	1.51 J	15.0	ND(2.0)	0.25 J	1.3 J	ND(25)	
	05/28/2014	2.6	1.1	0.48 J	2.6	6.8 J	64.7	0.30 J	0.93 J	5.4	ND(25)	
	06/03/2014	7.8	0.88 J	2.0	10.8	21.5 J	175	0.83 J	2.5 J	13.0	ND(25)	
	06/17/2014	3.3	0.83 J	0.66 J	3.3	8.1 J	98.3	0.48 J	1.4 J	8.5	ND(25)	
	07/02/2014	10.3	0.67 J	2.3	14.5	27.8 J	293	1.2 J	3.8 J	22.1	ND(25)	
	07/15/2014	11.7	0.58 J	3.1	19.2	34.6 J	323	1.3 J	4.1 J	25.2	ND(25)	
	08/15/2014	18.3	0.56 J	4.6	28.6	52.1 J	467	2.0	6.6	38.0	12.1 J	
	09/23/2014	14.4	ND(2.5)	2.8	5.1	22.3	424	1.6 J	5.2	33.6	ND(25)	
	10/23/2014	21.8	ND(2.5)	5.3	10.7	37.8	529	2.1 J	6.8	41.9	ND(25)	
	11/21/2014	16.5	0.40 J	3.7	4.9	25.5 J	521	1.7 J	6.1	37.1	ND(10)	
	12/19/2014	13.2	0.39 J	3.3	4.2	21.1 J	416	1.6 J	5.2	31.3	ND(10)	
	01/15/2015	15	ND(1)	3	4	22	440	1	5	35	ND(5)	
	02/12/2015	14	ND(1)	4	3	21	400	2	5	30	4 J	
	03/11/2015	16	ND(1)	4	3	23	410	2	5	36	4 J	
	04/15/2015	15	ND(1)	4	6	25	390	1	5	34	ND(5)	
	05/14/2015	18	ND(1)	4	4	26	460	2	6	38	3 J	
	06/17/2015	18	ND(1)	5	5	28	480	2	6	34	3 J	
	07/16/2015	21	ND(1)	5	4	30	520	2	6	40	ND(5)	
	08/13/2015	15	ND(1)	4	4	23	390	2	5	30	2 J	
	09/18/2015	15	ND(1)	3	4	22	420	2	5	32	ND(20)	
	10/30/2015	11	ND(1)	2	2	15	420	2	5	32	ND(5)	
	11/18/2015	9	ND(5)	ND(5)	ND(5)	9	310	ND(5)	3 J	21	ND(25)	
	12/29/2015	10	ND(1)	2	3	15	410	2	5	33	6	
	01/29/2016	12	0.7 J	3	3	19 J	400	2	5	33	4 J	
	02/18/2016	10	ND(1)	2	3	15	420	2	6	32	3 J	
03/29/2016	13	0.6 J	3	3	20 J	410	2	5	30	2 J		
04/08/2016	11	0.5 J	2	3	17 J	400	2	5	31	ND(20)		
05/11/2016	8	ND(5)	ND(5)	ND(5)	8	320	ND(5)	4 J	23	ND(25)		
06/30/2016	11	0.5 J	2	3	17 J	410	2	5	30	ND(5)		
07/29/2016	3	ND(1)	ND(1)	ND(1)	3	340	1	4	21	ND(5)		
08/31/2016	6	ND(1)	0.8 J	1	8 J	420	1	5	29	3 J		
09/30/2016	9	ND(1)	1	2	12	470	2	6	36	ND(20)		
10/31/2016	9	0.5 J	1	3	14 J	390	1	5	27	3 J		

TABLE 1

**Summary of Groundwater Analytical Results
Inactive Exxon Facility #28077
14528 Jarrettsville Pike
Phoenix, Maryland**

August 8, 2005 through January 22, 2019

Sample ID	Date	Benzene (µg/L)	Toluene (µg/L)	Ethyl- benzene (µg/L)	Total Xylenes (µg/L)	Total BTEX (µg/L)	MTBE (µg/L)	DIPE (µg/L)	ETBE (µg/L)	TAME (µg/L)	TBA (µg/L)	Comments
MW-138D (120-125)	11/30/2016	5	ND(1)	0.8 J	1	7 J	410	2	5	34	2 J	
	12/28/2016	6	ND(1)	0.9 J	2	9 J	390	2	5	33	3 J	
	01/31/2017	14	0.6 J	2	2	19 J	630	2	8	48	3 J	
	02/28/2017	11	ND(5)	ND(5)	ND(5)	11	610	ND(5)	6	37	ND(25)	
	03/30/2017	13	ND(1)	3	2	18	420	2	5	29	ND(5)	
	04/27/2017	13	ND(1)	3	4	20	450	2	5	31	2 J	
	05/30/2017	NS	NS	NS	NS	NS	NS	NS	NS	NS	NS	Not Sampled
	06/28/2017	12	ND(1)	2	1	15	590	2	6	40	ND(5)	
	07/31/2017	12	ND(5)	3 J	ND(5)	15 J	490	ND(5)	5	32	ND(25)	
	08/11/2017	12	ND(1)	2	3	17	530	2	6	38	ND(5)	
	09/22/2017	11	ND(1)	2	2	15	510	2	6	39	ND(20)	
	09/28/2017	3	ND(1)	ND(1)	ND(1)	3	360	1	4	26	ND(20)	
	10/05/2017	7	ND(1)	ND(1)	ND(1)	7	700	2	8	46	3 J	
	10/13/2017	12	ND(1)	2	2	16	530	2	6	36	3 J	
	10/20/2017	8	ND(1)	2	3	13	610	2	7	43	3 J	
	10/25/2017	9	ND(1)	2	2	13	550	2	7	42	36	
	11/16/2017	2	ND(1)	ND(1)	ND(1)	2	210	0.7 J	2	13	ND(20)	
	12/18/2017	7	ND(1)	1	1	9	510	2	5	35	4 J	
	01/30/2018	9	ND(1)	2	2	13	530	2	6	33	3 J	
	02/20/2018	15	ND(1)	3	5	23	410	1	5	30	3 J	
	03/12/2018	11	ND(1)	2	2	15	400	2	5	32	ND(20)	
	04/27/2018	10	ND(5)	ND(5)	ND(5)	10	480	ND(5)	6	35	ND(25)	
	05/18/2018	11	0.7 J	2	2	16 J	530	2	6	41	3 J	
06/12/2018	11	0.6 J	2	4	18 J	470	2	5	32	ND(5)		
07/09/2018	5	ND(1)	1	2	8	350	1	4	23	ND(5)		
08/20/2018	6	0.4 J	1	0.9 J	8 J	320	1	4	25	ND(25)		
09/19/2018	0.3 J	ND(1)	ND(1)	ND(5)	0.3 J	19	ND(1)	ND(1)	1	ND(25)		
10/18/2018	6	0.4 J	2	1 J	9 J	450	2	6	33	ND(25)		
11/29/2018	2	0.3 J	1	2 J	5 J	680	2	7	42	ND(25)		
12/21/2018	4	0.5 J	1	1 J	7 J	570	2	5	33	ND(25)		
01/11/2019	5	0.6 J	1	1 J	8 J	540	2	6	36	ND(25)		
MW-138D (151-156)	05/02/2014	1.0	3.7	ND(0.50)	ND(1.0)	4.7	4.4	ND(2.0)	ND(5.0)	0.31 J	ND(25)	
	05/13/2014	0.94	5.2	ND(0.50)	ND(1.0)	6.1	2.6	ND(2.0)	ND(5.0)	ND(5.0)	ND(25)	
	05/21/2014	0.74	ND(1.0)	ND(1.0)	ND(1.0)	0.74	12.7	ND(2.0)	ND(5.0)	0.92 J	ND(25)	
	05/28/2014	0.94	ND(1.0)	ND(1.0)	ND(1.0)	0.94	48.3	ND(2.0)	0.66 J	3.5 J	ND(25)	

TABLE 1

**Summary of Groundwater Analytical Results
Inactive Exxon Facility #28077
14528 Jarrettsville Pike
Phoenix, Maryland**

August 8, 2005 through January 22, 2019

Sample ID	Date	Benzene (µg/L)	Toluene (µg/L)	Ethyl- benzene (µg/L)	Total Xylenes (µg/L)	Total BTEX (µg/L)	MTBE (µg/L)	DIPE (µg/L)	ETBE (µg/L)	TAME (µg/L)	TBA (µg/L)	Comments
MW-138D (151-156)	06/03/2014	2.0	ND(1.0)	ND(1.0)	ND(1.0)	2.0	121	0.55 J	1.6 J	7.8	ND(25)	
	06/17/2014	0.64	ND(1.0)	ND(1.0)	ND(1.0)	0.64	46.2	0.23 J	0.63 J	3.6 J	ND(25)	
	07/02/2014	2.3	ND(1.0)	ND(1.0)	ND(1.0)	2.3	194	0.70 J	2.3 J	12.8	ND(25)	
	07/15/2014	2.3	ND(1.0)	ND(1.0)	ND(1.0)	2.3	179	0.68 J	2.2 J	13.3	ND(25)	
	08/15/2014	3.4	ND(1.0)	ND(1.0)	ND(1.0)	3.4	251	0.98 J	3.3 J	18.0	6.2 J	
	09/23/2014	1.3	ND(1.0)	ND(1.0)	ND(1.0)	1.3	114	0.33 J	1.3 J	8.4	ND(10)	
	10/23/2014	6.0	0.52 J	ND(1.0)	ND(1.0)	6.5 J	358	1.3 J	4.5	26.8	ND(10)	
	11/21/2014	3.6	ND(2.5)	ND(2.5)	ND(2.5)	3.6	339	1.2 J	4.0 J	19.0	ND(25)	
	12/19/2014	4.4	0.26 J	ND(1.0)	ND(1.0)	4.7 J	270	1.0 J	3.5	19.8	9.9 J	
	01/15/2015	6	ND(1)	ND(1)	ND(1)	6	320	1	3	23	ND(5)	
	02/12/2015	6	ND(1)	ND(1)	ND(1)	6	290	1	4	20	3 J	
	03/11/2015	5	ND(1)	ND(1)	ND(1)	5	260	0.9 J	3	21	3 J	
	04/15/2015	5	ND(1)	ND(1)	ND(1)	5	250	0.8 J	3	20	ND(5)	
	05/14/2015	6	ND(1)	ND(1)	ND(1)	6	340	1	4	26	3 J	
	06/17/2015	6	ND(1)	ND(1)	ND(1)	6	360	1	4	24	2 J	
	07/16/2015	7	ND(1)	ND(1)	ND(1)	7	360	1	4	26	5	
	08/13/2015	5	ND(1)	ND(1)	ND(1)	5	260	1	3	18	ND(5)	
	09/18/2015	5	ND(1)	ND(1)	ND(1)	5	200	0.8 J	2	13	ND(20)	
	10/30/2015	4	ND(1)	ND(1)	ND(1)	4	270	1	3	19	ND(5)	
	11/18/2015	3	ND(1)	ND(1)	ND(1)	3	210	0.7 J	2	13	ND(5)	
	12/29/2015	3	ND(1)	ND(1)	ND(1)	3	300	1	4	22	ND(5)	
	01/29/2016	5	ND(1)	ND(1)	ND(1)	5	350	2	4	26	2 J	
	02/18/2016	4	ND(1)	ND(1)	ND(1)	4	320	1	4	22	ND(5)	
	03/29/2016	5	ND(1)	ND(1)	ND(1)	5	320	1	4	21	2 J	
	04/08/2016	3	ND(1)	ND(1)	ND(1)	3	300	1	4	20	ND(20)	
	05/11/2016	3	ND(1)	ND(1)	ND(1)	3	210	0.8 J	3	15	ND(5)	
	06/30/2016	4	ND(1)	ND(1)	ND(1)	4	360	1	4	24	ND(5)	
	07/29/2016	8	ND(1)	2	2	12	390	1	5	26	ND(5)	
	08/31/2016	2	ND(1)	ND(1)	ND(1)	2	340	1	4	21	ND(5)	
	09/30/2016	6	ND(1)	0.6 J	0.8 J	7 J	360	2	7	35	28	
10/31/2016	3	ND(1)	ND(1)	ND(1)	3	310	0.8 J	3	19	ND(5)		
11/30/2016	2	ND(1)	ND(1)	ND(1)	2	280	1	3	22	ND(5)		
12/28/2016	2	ND(1)	ND(1)	ND(1)	2	320	1	4	25	2 J		
01/31/2017	5	ND(1)	ND(1)	ND(1)	5	420	1	5	29	ND(5)		
02/28/2017	0.6 J	0.7 J	ND(1)	ND(1)	1.3 J	290	0.6 J	3	12	ND(5)		

TABLE 1

**Summary of Groundwater Analytical Results
Inactive Exxon Facility #28077
14528 Jarrettsville Pike
Phoenix, Maryland**

August 8, 2005 through January 22, 2019

Sample ID	Date	Benzene (µg/L)	Toluene (µg/L)	Ethyl- benzene (µg/L)	Total Xylenes (µg/L)	Total BTEX (µg/L)	MTBE (µg/L)	DIPE (µg/L)	ETBE (µg/L)	TAME (µg/L)	TBA (µg/L)	Comments	
MW-138D (151-156)	03/30/2017	6	ND(1)	ND(1)	ND(1)	6	400	1	4	25	ND(5)		
	04/27/2017	4	ND(1)	ND(1)	ND(1)	4	280	0.9 J	3	17	ND(5)		
	05/30/2017	NS	NS	NS	NS	NS	NS	NS	NS	NS	NS	Not Sampled	
	06/28/2017	4	ND(1)	ND(1)	ND(1)	4	430	1	4	26	ND(5)		
	07/31/2017	ND(1)	ND(1)	ND(1)	ND(1)	BRL	17	ND(1)	ND(1)	0.9 J	ND(5)		
	08/11/2017	5	ND(1)	ND(1)	ND(1)	5	410	1	4	29	ND(5)		
	09/28/2017	8	ND(1)	1	1	10	400	2	5	31	ND(20)		
	10/25/2017	4	ND(1)	ND(1)	ND(1)	4	510	2	5	32	ND(20)		
	11/16/2017	4	ND(1)	ND(1)	ND(1)	4	510	2	6	35	ND(20)		
	12/18/2017	4	ND(1)	ND(1)	ND(1)	4	530	2	5	33	3 J		
	01/30/2018	9	ND(1)	2	2	13	500	2	6	32	3 J		
	02/20/2018	4	ND(1)	ND(1)	ND(1)	4	270	0.8 J	3	17	ND(5)		
	03/12/2018	11	ND(1)	2	2	15	400	2	5	32	ND(20)		
	04/27/2018	3 J	ND(5)	ND(5)	ND(5)	3 J	400	ND(5)	4 J	26	ND(25)		
	05/18/2018	4	0.5 J	ND(1)	ND(1)	5 J	490	1	5	33	3 J		
	06/12/2018	4	ND(1)	ND(1)	ND(1)	4	440	2	5	26	ND(5)		
	07/09/2018	2	ND(1)	ND(1)	ND(1)	2	160	0.6 J	2	9	ND(5)		
	08/20/2018	3	0.4 J	ND(1)	ND(1)	ND(5)	3 J	190	0.7 J	2	12	ND(25)	
	09/19/2018	ND(1)	ND(1)	ND(1)	ND(5)	BRL	26	ND(1)	ND(1)	1	ND(25)		
	10/18/2018	0.6 J	0.5 J	ND(1)	ND(5)	1.1 J	15	ND(1)	0.3 J	1	ND(25)		
11/29/2018	4	0.3 J	ND(1)	0.7 J	5 J	770	2	8	45	ND(25)			
12/21/2018	3	0.4 J	ND(1)	ND(5)	3 J	790	2	7	44	ND(25)			
01/11/2019	3	0.4 J	ND(1)	ND(5)	3 J	910	3	10	59	ND(25)			
MW-138D (190-200)	05/02/2014	ND(0.50)	83.6	ND(0.50)	ND(1.0)	83.6	58.1	0.26 J	0.81 J	2.7 J	ND(25)		
	05/13/2014	ND(0.50)	99.5	ND(0.50)	ND(1.0)	99.5	29.2	ND(2.0)	0.52 J	1.6 J	ND(25)		
	05/21/2014	0.36 J	105	ND(1.0)	ND(1.0)	105 J	35.3	ND(2.0)	0.65 J	2.0 J	ND(25)		
	05/28/2014	0.36 J	115	ND(1.0)	ND(1.0)	115 J	51.6	0.31 J	0.89 J	2.7 J	ND(25)		
	06/03/2014	0.49 J	115	ND(1.0)	ND(1.0)	115 J	93.1	0.50 J	1.5 J	4.1 J	ND(25)		
	06/17/2014	0.30 J	24.7	ND(1.0)	ND(1.0)	25.0 J	55.7	0.33 J	0.93 J	2.8 J	ND(25)		
	07/02/2014	0.24 J	0.62 J	ND(1.0)	ND(1.0)	0.86 J	78.6	0.38 J	1.2 J	3.0 J	ND(25)		
	07/15/2014	0.25 J	ND(1.0)	ND(1.0)	ND(1.0)	0.25 J	59.5	0.32 J	0.95 J	2.5 J	ND(25)		
	08/15/2014	0.23 J	ND(1.0)	ND(1.0)	ND(1.0)	0.23 J	43.6	0.27 J	0.83 J	2.0 J	ND(25)		
	09/23/2014	ND(0.50)	0.28 J	ND(1.0)	ND(1.0)	0.28 J	3.2	ND(2.0)	ND(2.0)	ND(2.0)	ND(10)		
	10/23/2014	0.24 J	ND(1.0)	ND(1.0)	ND(1.0)	0.24 J	45.9	0.22 J	0.67 J	1.9 J	ND(10)		
	11/21/2014	0.22 J	ND(1.0)	ND(1.0)	ND(1.0)	0.22 J	5.1	ND(2.0)	ND(2.0)	ND(2.0)	ND(10)		

TABLE 1

**Summary of Groundwater Analytical Results
Inactive Exxon Facility #28077
14528 Jarrettsville Pike
Phoenix, Maryland**

August 8, 2005 through January 22, 2019

Sample ID	Date	Benzene (µg/L)	Toluene (µg/L)	Ethyl- benzene (µg/L)	Total Xylenes (µg/L)	Total BTEX (µg/L)	MTBE (µg/L)	DIPE (µg/L)	ETBE (µg/L)	TAME (µg/L)	TBA (µg/L)	Comments
MW-138D (190-200)	12/19/2014	0.23 J	ND(1.0)	ND(1.0)	ND(1.0)	0.23 J	17.2	ND(2.0)	0.28 J	0.78 J	12.2	
	01/15/2015	ND(1)	ND(1)	ND(1)	ND(1)	BRL	19	ND(1)	ND(1)	0.7 J	ND(5)	
	02/12/2015	ND(1)	ND(1)	ND(1)	ND(1)	BRL	33	ND(1)	ND(1)	1	ND(5)	
	03/11/2015	ND(1)	ND(1)	ND(1)	ND(1)	BRL	54	ND(1)	0.7 J	3	ND(5)	
	04/15/2015	ND(1)	ND(1)	ND(1)	ND(1)	BRL	72	ND(1)	0.6 J	4	ND(5)	
	05/14/2015	ND(1)	ND(1)	ND(1)	ND(1)	BRL	59	ND(1)	0.7 J	3	ND(5)	
	06/17/2015	ND(1)	ND(1)	ND(1)	ND(1)	BRL	30	ND(1)	ND(1)	2	ND(5)	
	07/16/2015	ND(1)	ND(1)	ND(1)	ND(1)	BRL	30	ND(1)	ND(1)	1	ND(5)	
	08/13/2015	ND(1)	ND(1)	ND(1)	ND(1)	BRL	39	ND(1)	0.5 J	2	ND(5)	
	09/18/2015	0.5 J	ND(1)	ND(1)	ND(1)	0.5 J	53	ND(1)	0.6 J	3	ND(20)	
	10/30/2015	ND(1)	0.6 J	ND(1)	ND(1)	0.6 J	200	0.6 J	2	11	ND(5)	
	11/18/2015	ND(1)	ND(1)	ND(1)	ND(1)	BRL	9	ND(1)	ND(1)	ND(1)	ND(5)	
	12/29/2015	0.5 J	ND(1)	ND(1)	ND(1)	0.5 J	99	ND(1)	1	5	5 J	
	01/29/2016	0.5 J	0.7 J	ND(1)	ND(1)	1.2 J	48	ND(1)	0.6 J	3	ND(5)	
	02/18/2016	0.5 J	0.7 J	ND(1)	ND(1)	1.2 J	130	ND(1)	1	6	ND(5)	
	03/29/2016	ND(1)	0.6 J	ND(1)	ND(1)	0.6 J	51	ND(1)	0.5 J	3	ND(5)	
	04/08/2016	0.5 J	ND(1)	ND(1)	ND(1)	0.5 J	11	ND(1)	ND(1)	0.7 J	ND(20)	
	05/11/2016	0.5 J	ND(1)	ND(1)	ND(1)	0.5 J	15	ND(1)	ND(1)	0.8 J	ND(5)	
	06/30/2016	0.5 J	ND(1)	ND(1)	ND(1)	0.5 J	210	0.6 J	2	11	ND(5)	
	07/29/2016	0.6 J	ND(1)	ND(1)	ND(1)	0.6 J	300	0.7 J	3	12	ND(5)	
	08/31/2016	0.5 J	0.6 J	ND(1)	ND(1)	1.1 J	200	ND(1)	2	9	ND(5)	
	09/30/2016	0.6 J	0.8 J	ND(1)	ND(1)	1.4 J	33	ND(1)	ND(1)	2	ND(20)	
	10/31/2016	0.5 J	0.7 J	ND(1)	ND(1)	1.2 J	43	ND(1)	ND(1)	2	ND(5)	
	11/30/2016	ND(1)	0.8 J	ND(1)	ND(1)	0.8 J	58	ND(1)	0.6 J	3	ND(5)	
	12/28/2016	0.5 J	0.8 J	ND(1)	ND(1)	1.3 J	35	ND(1)	ND(1)	3	ND(5)	
	01/31/2017	ND(1)	0.7 J	ND(1)	ND(1)	0.7 J	41	ND(1)	ND(1)	2	ND(5)	
	02/28/2017	0.5 J	0.7 J	ND(1)	ND(1)	1.2 J	320	0.7 J	3	14	ND(5)	
	03/30/2017	0.7 J	ND(1)	ND(1)	ND(1)	0.7 J	79	ND(1)	0.8 J	3	ND(5)	
	04/27/2017	0.6 J	ND(1)	ND(1)	ND(1)	0.6 J	110	ND(1)	1	5	ND(5)	
	05/30/2017	NS	NS	NS	NS	NS	NS	NS	NS	NS	NS	NS
06/28/2017	0.6 J	0.6 J	ND(1)	ND(1)	1.2 J	210	ND(1)	2	9	ND(5)		
07/31/2017	4	ND(1)	ND(1)	ND(1)	4	400	2	5	27	4 J		
08/11/2017	0.5 J	ND(1)	ND(1)	ND(1)	0.5 J	56	ND(1)	0.6 J	3	ND(5)		
09/28/2017	0.6 J	0.6 J	ND(1)	ND(1)	1.2 J	290	0.9 J	3	15	ND(20)		
10/25/2017	4	ND(1)	ND(1)	ND(1)	4	500	2	5	33	ND(20)		

TABLE 1

**Summary of Groundwater Analytical Results
Inactive Exxon Facility #28077
14528 Jarrettsville Pike
Phoenix, Maryland**

August 8, 2005 through January 22, 2019

Sample ID	Date	Benzene (µg/L)	Toluene (µg/L)	Ethyl- benzene (µg/L)	Total Xylenes (µg/L)	Total BTEX (µg/L)	MTBE (µg/L)	DIPE (µg/L)	ETBE (µg/L)	TAME (µg/L)	TBA (µg/L)	Comments
MW-138D (190-200)	11/16/2017	4	ND(1)	ND(1)	ND(1)	4	510	2	6	34	ND(20)	
	12/18/2017	4	ND(1)	ND(1)	ND(1)	4	530	2	5	33	3 J	
	01/30/2018	4	ND(1)	ND(1)	ND(1)	4	520	2	6	32	3 J	
	02/20/2018	0.7 J	0.6 J	ND(1)	ND(1)	1.3 J	53	ND(1)	0.5 J	2	ND(5)	
	03/12/2018	4	ND(1)	ND(1)	ND(1)	4	310	2	4	23	ND(20)	
	04/27/2018	0.6 J	0.8 J	ND(1)	ND(1)	1.4 J	75	ND(1)	0.8 J	4	ND(5)	
	05/18/2018	0.8 J	0.9 J	ND(1)	ND(1)	1.7 J	350	0.9 J	3	19	4 J	
	06/12/2018	0.7 J	0.8 J	ND(1)	ND(1)	1.5 J	280	0.8 J	3	13	ND(5)	
	07/09/2018	ND(1)	ND(1)	ND(1)	ND(1)	BRL	77	ND(1)	0.7 J	4	ND(5)	
	08/20/2018	0.5 J	0.5 J	ND(1)	ND(5)	1.0 J	9	ND(1)	ND(1)	0.6 J	ND(25)	
	09/19/2018	ND(1)	ND(1)	ND(1)	ND(5)	BRL	12	ND(1)	ND(1)	0.6 J	ND(25)	
	10/18/2018	2	0.3 J	ND(1)	ND(5)	2 J	240	0.9 J	3	18	ND(25)	
	11/29/2018	1 J	0.5 J	ND(1)	ND(5)	2 J	340	1 J	3	15	ND(25)	
12/21/2018	0.7 J	0.8 J	ND(1)	ND(5)	1.5 J	220	0.7 J	2	9	ND(25)		
01/11/2019	0.7 J	0.8 J	ND(1)	ND(5)	1.5 J	520	1	5	25	ND(25)		
MW-138D (217-222)	05/02/2014	ND(0.50)	132	ND(0.50)	ND(1.0)	132	21.6	ND(2.0)	0.35 J	0.77 J	ND(25)	
	05/13/2014	ND(0.50)	148	ND(0.50)	ND(1.0)	148	5.6	ND(2.0)	ND(5.0)	0.34 J	ND(25)	
	05/21/2014	ND(0.50)	121	ND(1.0)	ND(1.0)	121	1.2	ND(2.0)	ND(5.0)	ND(5.0)	ND(25)	
	05/28/2014	ND(0.50)	136	ND(1.0)	ND(1.0)	136	1.1	ND(2.0)	ND(5.0)	ND(5.0)	ND(25)	
	06/03/2014	ND(0.50)	145	ND(1.0)	ND(1.0)	145	1.9	ND(2.0)	ND(5.0)	ND(5.0)	ND(25)	
	06/17/2014	ND(0.50)	41.6	ND(1.0)	ND(1.0)	41.6	0.85 J	ND(2.0)	ND(5.0)	0.39 J	ND(25)	
	07/02/2014	ND(0.50)	72.4	ND(1.0)	ND(1.0)	72.4	0.89 J	ND(2.0)	ND(5.0)	ND(5.0)	ND(25)	
	07/15/2014	ND(0.50)	30.9	ND(1.0)	ND(1.0)	30.9	1.0	ND(2.0)	ND(5.0)	ND(5.0)	ND(25)	
	08/15/2014	ND(0.50)	38.2	ND(1.0)	ND(1.0)	38.2	1.0	ND(2.0)	ND(5.0)	ND(5.0)	ND(25)	
	09/23/2014	ND(0.50)	2.8	ND(1.0)	ND(1.0)	2.8	3.1	ND(2.0)	ND(2.0)	ND(2.0)	ND(10)	
	10/23/2014	0.24 J	33.3	ND(1.0)	ND(1.0)	33.5 J	1.1	ND(2.0)	ND(2.0)	ND(2.0)	ND(10)	
	11/21/2014	ND(0.50)	1.5	ND(1.0)	ND(1.0)	1.5	6.1	ND(2.0)	ND(2.0)	ND(2.0)	ND(10)	
	12/19/2014	0.22 J	9.7	ND(1.0)	ND(1.0)	9.9 J	3.9	ND(2.0)	ND(2.0)	ND(2.0)	15.0	
	01/15/2015	ND(1)	11	ND(1)	ND(1)	11	2	ND(1)	ND(1)	ND(1)	ND(5)	
	02/12/2015	ND(1)	4	ND(1)	ND(1)	4	7	ND(1)	ND(1)	ND(1)	ND(5)	
	03/11/2015	ND(1)	4	ND(1)	ND(1)	4	4	ND(1)	ND(1)	ND(1)	ND(5)	
	04/15/2015	ND(1)	8	ND(1)	ND(1)	8	10	ND(1)	ND(1)	ND(1)	ND(5)	
05/14/2015	ND(1)	4	ND(1)	ND(1)	4	8	ND(1)	ND(1)	ND(1)	ND(5)		
06/17/2015	ND(1)	5	ND(1)	ND(1)	5	18	ND(1)	ND(1)	1	ND(5)		
07/16/2015	ND(1)	5	ND(1)	ND(1)	5	8	ND(1)	ND(1)	ND(1)	ND(5)		

TABLE 1

**Summary of Groundwater Analytical Results
Inactive Exxon Facility #28077
14528 Jarrettsville Pike
Phoenix, Maryland**

August 8, 2005 through January 22, 2019

Sample ID	Date	Benzene (µg/L)	Toluene (µg/L)	Ethyl- benzene (µg/L)	Total Xylenes (µg/L)	Total BTEX (µg/L)	MTBE (µg/L)	DIPE (µg/L)	ETBE (µg/L)	TAME (µg/L)	TBA (µg/L)	Comments	
MW-138D (217-222)	08/13/2015	ND(1)	2	ND(1)	ND(1)	2	8	ND(1)	ND(1)	0.5 J	ND(5)		
	09/18/2015	0.5 J	2	ND(1)	ND(1)	3 J	22	ND(1)	ND(1)	1	ND(20)		
	10/30/2015	ND(1)	0.8 J	ND(1)	ND(1)	0.8 J	6	ND(1)	ND(1)	ND(1)	ND(5)		
	11/18/2015	0.5 J	4	ND(1)	ND(1)	5 J	2	ND(1)	ND(1)	ND(1)	ND(5)		
	12/29/2015	ND(1)	0.8 J	ND(1)	ND(1)	0.8 J	2	ND(1)	ND(1)	ND(1)	ND(5)		
	01/29/2016	ND(1)	1	ND(1)	ND(1)	1	56	ND(1)	0.6 J	2	ND(5)		
	02/18/2016	ND(1)	1	ND(1)	ND(1)	1	88	ND(1)	1 J	4	ND(5)		
	03/29/2016	ND(1)	0.8 J	ND(1)	ND(1)	0.8 J	15	ND(1)	ND(1)	0.7 J	ND(5)		
	04/08/2016	ND(1)	1 J	ND(1)	ND(1)	1 J	3	ND(1)	ND(1)	ND(1)	ND(20)		
	05/11/2016	0.6 J	0.8 J	ND(1)	ND(1)	1.4 J	2	ND(1)	ND(1)	ND(1)	ND(5)		
	06/30/2016	ND(1)	1 J	ND(1)	ND(1)	1 J	57	ND(1)	0.6 J	2	ND(5)		
	07/29/2016	ND(1)	1	ND(1)	ND(1)	1	67	ND(1)	0.6 J	2	ND(5)		
	08/31/2016	ND(1)	ND(1)	ND(1)	ND(1)	BRL	64	ND(1)	ND(1)	2	ND(5)		
	09/30/2016	0.6 J	4	ND(1)	ND(1)	5 J	59	ND(1)	0.6 J	2	ND(20)		
	10/31/2016	ND(1)	1	ND(1)	ND(1)	1	65	ND(1)	0.6 J	3	ND(5)		
	11/30/2016	ND(1)	1 J	ND(1)	ND(1)	1 J	24	ND(1)	ND(1)	2	ND(5)		
	12/28/2016	0.5 J	4	ND(1)	ND(1)	5 J	4	ND(1)	ND(1)	ND(1)	7		
	01/31/2017	0.5 J	2	ND(1)	ND(1)	3 J	8	ND(1)	ND(1)	0.6 J	ND(5)		
	02/28/2017	0.5 J	1	ND(1)	ND(1)	2 J	11	ND(1)	ND(1)	0.8 J	ND(5)		
	03/30/2017	0.7 J	0.8 J	ND(1)	ND(1)	1.5 J	1	ND(1)	ND(1)	ND(1)	ND(5)		
	04/27/2017	0.5 J	0.8 J	ND(1)	ND(1)	1.3 J	25	ND(1)	ND(1)	1	ND(5)		
	05/30/2017	NS	NS	NS	NS	NS	NS	NS	NS	NS	NS	NS	Not Sampled
	06/28/2017	ND(1)	1	ND(1)	ND(1)	1	5	ND(1)	ND(1)	0.6 J	ND(5)		
	07/31/2017	0.9 J	1	ND(1)	ND(1)	2 J	7	ND(1)	ND(1)	0.7 J	ND(5)		
	08/11/2017	0.7 J	0.8 J	ND(1)	ND(1)	1.5 J	8	ND(1)	ND(1)	ND(1)	ND(5)		
	09/28/2017	0.7 J	0.9 J	ND(1)	ND(1)	1.6 J	21	ND(1)	ND(1)	0.9 J	ND(20)		
	10/25/2017	0.7 J	1	ND(1)	ND(1)	2 J	9	ND(1)	ND(1)	0.9 J	ND(20)		
	11/16/2017	0.7 J	1	ND(1)	ND(1)	2 J	5	ND(1)	ND(1)	0.6 J	ND(20)		
	12/18/2017	0.6 J	1	ND(1)	ND(1)	2 J	4	ND(1)	ND(1)	ND(1)	ND(5)		
	01/30/2018	0.6 J	2	ND(1)	ND(1)	3 J	4	ND(1)	ND(1)	0.6 J	ND(5)		
	02/20/2018	0.5 J	0.8 J	ND(1)	ND(1)	1.3 J	71	ND(1)	0.6 J	2	ND(5)		
	03/12/2018	0.6 J	0.9 J	ND(1)	ND(1)	1.5 J	210	0.9 J	2	10	ND(20)		
04/27/2018	ND(1)	1	ND(1)	ND(1)	1	83	ND(1)	0.9 J	4	ND(5)			
05/18/2018	0.7 J	2	ND(1)	ND(1)	3 J	99	ND(1)	1	5	ND(5)			
06/12/2018	0.7 J	1	ND(1)	ND(1)	2 J	65	ND(1)	0.7 J	3	ND(5)			

TABLE 1

**Summary of Groundwater Analytical Results
Inactive Exxon Facility #28077
14528 Jarrettsville Pike
Phoenix, Maryland**

August 8, 2005 through January 22, 2019

Sample ID	Date	Benzene (µg/L)	Toluene (µg/L)	Ethyl- benzene (µg/L)	Total Xylenes (µg/L)	Total BTEX (µg/L)	MTBE (µg/L)	DIPE (µg/L)	ETBE (µg/L)	TAME (µg/L)	TBA (µg/L)	Comments
MW-138D (217-222)	07/09/2018	0.9 J	0.8 J	ND(1)	ND(1)	1.7 J	13	ND(1)	ND(1)	1	ND(5)	
	08/20/2018	0.6 J	1	ND(1)	ND(5)	2 J	38	ND(1)	0.3 J	2	ND(25)	
	09/19/2018	ND(1)	ND(1)	ND(1)	ND(5)	BRL	2	ND(1)	ND(1)	ND(1)	ND(25)	
	10/18/2018	0.7 J	0.9 J	ND(1)	ND(5)	1.6 J	38	ND(1)	0.5 J	2	ND(25)	
	11/29/2018	0.9 J	0.8 J	ND(1)	ND(5)	1.7 J	17	ND(1)	0.2 J	0.8 J	ND(25)	
	12/21/2018	0.7 J	0.7 J	ND(1)	ND(5)	1.4 J	210	0.7 J	2	9	ND(25)	
	01/11/2019	0.9 J	1 J	ND(1)	ND(5)	2 J	160	0.2 J	1 J	4	ND(25)	
MW-138D (250-255)	05/02/2014	ND(0.50)	177	ND(0.50)	ND(1.0)	177	9.4	ND(2.0)	ND(5.0)	0.35 J	ND(25)	
	05/13/2014	ND(0.50)	186	ND(0.50)	ND(1.0)	186	3.3	ND(2.0)	ND(5.0)	ND(5.0)	ND(25)	
	05/21/2014	ND(0.50)	247	ND(1.0)	ND(1.0)	247	4.5	ND(2.0)	ND(5.0)	ND(5.0)	ND(25)	
	05/28/2014	ND(0.50)	203	ND(1.0)	ND(1.0)	203	3.7	ND(2.0)	ND(5.0)	ND(5.0)	ND(25)	
	06/03/2014	0.21 J	296	ND(1.0)	ND(1.0)	296 J	2.3	ND(2.0)	ND(5.0)	ND(5.0)	ND(25)	
	06/17/2014	ND(1.0)	211	ND(2.0)	ND(2.0)	211	2.0	ND(4.0)	ND(10)	ND(10)	ND(50)	
	07/02/2014	0.22 J	179	ND(1.0)	ND(1.0)	179 J	0.95 J	ND(2.0)	ND(5.0)	ND(5.0)	ND(25)	
	07/15/2014	ND(0.50)	173	ND(1.0)	ND(1.0)	173	3.1	ND(2.0)	ND(5.0)	ND(5.0)	ND(25)	
	08/15/2014	0.29 J	139	ND(1.0)	ND(1.0)	139 J	2.0	ND(2.0)	ND(5.0)	ND(5.0)	ND(25)	
	09/23/2014	ND(0.50)	10.9	ND(1.0)	ND(1.0)	10.9	2.0	ND(2.0)	ND(2.0)	ND(2.0)	ND(10)	
	10/23/2014	0.39 J	79.4	ND(1.0)	ND(1.0)	79.8 J	8.1	ND(2.0)	ND(2.0)	0.63 J	ND(10)	
	11/21/2014	ND(0.50)	19.3	ND(1.0)	ND(1.0)	19.3	14.5	ND(2.0)	ND(2.0)	ND(2.0)	ND(10)	
	12/19/2014	0.28 J	34.2	ND(1.0)	ND(1.0)	34.5 J	7.5	ND(2.0)	ND(2.0)	0.36 J	6.5 J	
	01/15/2015	ND(1)	29	ND(1)	ND(1)	29	6	ND(1)	ND(1)	ND(1)	ND(5)	
	02/12/2015	ND(1)	15	ND(1)	ND(1)	15	10	ND(1)	ND(1)	ND(1)	ND(5)	
	03/11/2015	ND(1)	29	ND(1)	ND(1)	29	8	ND(1)	ND(1)	ND(1)	ND(5)	
	04/15/2015	ND(1)	25	ND(1)	ND(1)	25	22	ND(1)	ND(1)	0.7 J	ND(5)	
	05/14/2015	0.5 J	22	ND(1)	ND(1)	23 J	16	ND(1)	ND(1)	0.8 J	ND(5)	
	06/17/2015	0.6 J	17	ND(1)	ND(1)	18 J	27	ND(1)	ND(1)	2	ND(5)	
	07/16/2015	0.6 J	13	ND(1)	ND(1)	14 J	13	ND(1)	ND(1)	0.7 J	ND(5)	
	08/13/2015	0.6 J	8	ND(1)	ND(1)	9 J	25	ND(1)	ND(1)	1	ND(5)	
	09/18/2015	0.7 J	5	ND(1)	ND(1)	6 J	29	ND(1)	ND(1)	1	ND(20)	
	10/30/2015	ND(1)	5	ND(1)	ND(1)	5	13	ND(1)	ND(1)	0.9 J	ND(5)	
	11/18/2015	0.7 J	4	ND(1)	ND(1)	5 J	5	ND(1)	ND(1)	ND(1)	ND(5)	
12/29/2015	ND(1)	3	ND(1)	ND(1)	3	4	ND(1)	ND(1)	0.8 J	ND(5)		
01/29/2016	ND(1)	1	ND(1)	ND(1)	1	39	ND(1)	ND(1)	1	ND(5)		
02/18/2016	ND(1)	1	ND(1)	ND(1)	1	88	ND(1)	1 J	4	ND(5)		
03/29/2016	0.6 J	3	ND(1)	ND(1)	4 J	17	ND(1)	ND(1)	0.7 J	ND(5)		

TABLE 1

**Summary of Groundwater Analytical Results
Inactive Exxon Facility #28077
14528 Jarrettsville Pike
Phoenix, Maryland**

August 8, 2005 through January 22, 2019

Sample ID	Date	Benzene (µg/L)	Toluene (µg/L)	Ethyl- benzene (µg/L)	Total Xylenes (µg/L)	Total BTEX (µg/L)	MTBE (µg/L)	DIPE (µg/L)	ETBE (µg/L)	TAME (µg/L)	TBA (µg/L)	Comments	
MW-138D (250-255)	04/08/2016	0.5 J	3	ND(1)	ND(1)	4 J	9	ND(1)	ND(1)	0.6 J	ND(20)		
	05/11/2016	0.7 J	3	ND(1)	ND(1)	4 J	5	ND(1)	ND(1)	ND(1)	ND(5)		
	06/30/2016	0.7 J	3	ND(1)	ND(1)	4 J	25	ND(1)	ND(1)	0.8 J	ND(5)		
	07/29/2016	ND(1)	3	ND(1)	ND(1)	3	23	ND(1)	ND(1)	0.7 J	ND(5)		
	08/31/2016	ND(1)	3	ND(1)	ND(1)	3	16	ND(1)	ND(1)	0.8 J	ND(5)		
	09/30/2016	ND(1)	1	ND(1)	ND(1)	1	64	ND(1)	0.8 J	3	ND(20)		
	10/31/2016	ND(1)	4	ND(1)	ND(1)	4	41	ND(1)	ND(1)	1	ND(5)		
	11/30/2016	ND(1)	3	ND(1)	ND(1)	3	24	ND(1)	ND(1)	1	ND(5)		
	12/28/2016	0.5 J	3	ND(1)	ND(1)	4 J	11	ND(1)	ND(1)	1 J	ND(5)		
	01/31/2017	0.7 J	4	ND(1)	ND(1)	5 J	8	ND(1)	ND(1)	0.8 J	ND(5)		
	02/28/2017	0.7 J	3	ND(1)	ND(1)	4 J	57	ND(1)	ND(1)	1	ND(5)		
	03/30/2017	1	2	ND(1)	ND(1)	3	15	ND(1)	ND(1)	1	ND(5)		
	04/27/2017	1 J	1	ND(1)	ND(1)	2 J	25	ND(1)	ND(1)	1	ND(5)		
	05/30/2017	NS	NS	NS	NS	NS	NS	NS	NS	NS	NS	NS	Not Sampled
	06/28/2017	0.6 J	3	ND(1)	ND(1)	4 J	51	ND(1)	ND(1)	2	ND(5)		
	07/31/2017	1	1	ND(1)	ND(1)	2	9	ND(1)	ND(1)	1	ND(5)		
	08/11/2017	ND(1)	1	ND(1)	ND(1)	1	26	ND(1)	ND(1)	1	ND(5)		
	09/28/2017	0.6 J	2	ND(1)	ND(1)	3 J	22	ND(1)	ND(1)	1	ND(20)		
	10/25/2017	1 J	2	ND(1)	ND(1)	3 J	17	ND(1)	ND(1)	0.9 J	ND(20)		
	11/16/2017	0.7 J	1	ND(1)	ND(1)	2 J	5	ND(1)	ND(1)	0.6 J	ND(20)		
	12/18/2017	0.6 J	1	ND(1)	ND(1)	2 J	4	ND(1)	ND(1)	0.6 J	ND(5)		
	01/30/2018	0.6 J	2	ND(1)	ND(1)	3 J	12	ND(1)	ND(1)	1	ND(5)		
	02/20/2018	0.9 J	1 J	ND(1)	ND(1)	2 J	40	ND(1)	ND(1)	1	ND(5)		
	03/12/2018	0.7 J	2	ND(1)	ND(1)	3 J	11	ND(1)	ND(1)	0.9 J	ND(20)		
	04/27/2018	0.8 J	1	ND(1)	ND(1)	2 J	47	ND(1)	ND(1)	2	ND(5)		
	05/18/2018	0.9 J	2	ND(1)	ND(1)	3 J	44	ND(1)	0.5 J	3	ND(5)		
	06/12/2018	0.9 J	1	ND(1)	ND(1)	2 J	50	ND(1)	0.5 J	2	ND(5)		
	07/09/2018	0.5 J	2	ND(1)	ND(1)	3 J	8	ND(1)	ND(1)	ND(1)	ND(5)		
	08/20/2018	0.9 J	1	ND(1)	ND(5)	2 J	18	ND(1)	0.2 J	1	ND(25)		
	09/19/2018	ND(1)	ND(1)	ND(1)	ND(5)	BRL	2	ND(1)	ND(1)	ND(1)	ND(25)		
10/18/2018	0.9 J	1 J	ND(1)	ND(5)	2 J	34	ND(1)	0.4 J	2	ND(25)			
11/29/2018	1	0.8 J	ND(1)	ND(5)	2 J	12	ND(1)	0.2 J	1	ND(25)			
12/21/2018	1 J	1	ND(1)	ND(5)	2 J	13	ND(1)	0.3 J	1	ND(25)			
01/11/2019	0.9 J	1	ND(1)	ND(5)	2 J	160	0.2 J	1	4	ND(25)			

TABLE 1

**Summary of Groundwater Analytical Results
Inactive Exxon Facility #28077
14528 Jarrettsville Pike
Phoenix, Maryland**

August 8, 2005 through January 22, 2019

Sample ID	Date	Benzene (µg/L)	Toluene (µg/L)	Ethyl- benzene (µg/L)	Total Xylenes (µg/L)	Total BTEX (µg/L)	MTBE (µg/L)	DIPE (µg/L)	ETBE (µg/L)	TAME (µg/L)	TBA (µg/L)	Comments
MW-138D (288-293)	05/02/2014	ND(0.50)	143	ND(0.50)	ND(1.0)	143	9.7	ND(2.0)	ND(5.0)	0.42 J	ND(25)	
	05/13/2014	ND(0.50)	169	ND(0.50)	ND(1.0)	169	3.3	ND(2.0)	ND(5.0)	ND(5.0)	ND(25)	
	05/21/2014	ND(0.50)	186	ND(1.0)	ND(1.0)	186	2.9	ND(2.0)	ND(5.0)	0.28 J	ND(25)	
	05/28/2014	ND(0.50)	229	ND(1.0)	ND(1.0)	229	2.1	ND(2.0)	ND(5.0)	ND(5.0)	ND(25)	
	06/03/2014	0.24 J	295	ND(1.0)	ND(1.0)	295 J	3.4	ND(2.0)	ND(5.0)	ND(5.0)	ND(25)	
	06/17/2014	ND(1.0)	252	ND(2.0)	ND(2.0)	252	1.8 J	ND(4.0)	ND(10)	ND(10)	ND(50)	
	07/02/2014	ND(1.0)	231	ND(2.0)	ND(2.0)	231	1.5 J	ND(4.0)	ND(10)	ND(10)	ND(50)	
	07/15/2014	ND(0.50)	223	ND(1.0)	ND(1.0)	223	8.8	ND(2.0)	ND(5.0)	ND(5.0)	ND(25)	
	08/15/2014	0.28 J	193	ND(1.0)	ND(1.0)	193 J	3.8	ND(2.0)	ND(5.0)	0.33 J	ND(25)	
	09/23/2014	0.26 J	70.5	ND(1.0)	ND(1.0)	70.8 J	4.6	ND(2.0)	ND(2.0)	ND(2.0)	ND(10)	
	10/23/2014	0.39 J	116	ND(1.0)	ND(1.0)	116 J	6.5	ND(2.0)	ND(2.0)	ND(2.0)	ND(10)	
	11/21/2014	0.33 J	65.6	ND(1.0)	ND(1.0)	65.9 J	8.1	ND(2.0)	ND(2.0)	ND(2.0)	ND(10)	
	12/19/2014	0.30 J	79.0	ND(1.0)	ND(1.0)	79.3 J	5.5	ND(2.0)	ND(2.0)	0.31 J	ND(10)	
	01/15/2015	ND(1)	67	ND(1)	ND(1)	67	6	ND(1)	ND(1)	ND(1)	ND(5)	
	02/12/2015	ND(1)	65	ND(1)	ND(1)	65	8	ND(1)	ND(1)	ND(1)	ND(5)	
	03/11/2015	ND(1)	76	ND(1)	ND(1)	76	9	ND(1)	ND(1)	0.5 J	ND(5)	
	04/15/2015	ND(1)	50	ND(1)	ND(1)	50	14	ND(1)	ND(1)	ND(1)	ND(5)	
	05/14/2015	0.6 J	46	ND(1)	ND(1)	47 J	14	ND(1)	ND(1)	0.7 J	ND(5)	
	06/17/2015	0.6 J	35	ND(1)	ND(1)	36 J	17	ND(1)	ND(1)	1	ND(5)	
	07/16/2015	0.7 J	25	ND(1)	ND(1)	26 J	9	ND(1)	ND(1)	0.5 J	ND(5)	
	08/13/2015	0.6 J	15	ND(1)	ND(1)	16 J	21	ND(1)	ND(1)	0.7 J	ND(5)	
	09/18/2015	0.7 J	11	ND(1)	ND(1)	12 J	18	ND(1)	ND(1)	0.8 J	ND(20)	
	10/30/2015	0.5 J	15	ND(1)	ND(1)	16 J	9	ND(1)	ND(1)	0.8 J	ND(5)	
	11/18/2015	0.6 J	7	ND(1)	ND(1)	8 J	5	ND(1)	ND(1)	ND(1)	ND(5)	
	12/29/2015	0.6 J	8	ND(1)	ND(1)	9 J	6	ND(1)	ND(1)	0.7 J	ND(5)	
	01/29/2016	0.5 J	8	ND(1)	ND(1)	9 J	11	ND(1)	ND(1)	0.6 J	ND(5)	
	02/18/2016	0.5 J	8	ND(1)	ND(1)	9 J	20	ND(1)	ND(1)	ND(1)	ND(5)	
	03/29/2016	0.6 J	7	ND(1)	ND(1)	8 J	7	ND(1)	ND(1)	0.7 J	ND(5)	
	04/08/2016	0.5 J	7	ND(1)	ND(1)	8 J	7	ND(1)	ND(1)	0.7 J	ND(20)	
	05/11/2016	0.7 J	3	ND(1)	ND(1)	4 J	5	ND(1)	ND(1)	ND(1)	ND(5)	
06/30/2016	0.7 J	3	ND(1)	ND(1)	4 J	6	ND(1)	ND(1)	0.7 J	3 J		
07/29/2016	0.5 J	4	ND(1)	ND(1)	5 J	5	ND(1)	ND(1)	0.5 J	ND(5)		
08/31/2016	0.6 J	4	ND(1)	ND(1)	5 J	18	ND(1)	ND(1)	0.9 J	ND(5)		
09/30/2016	0.7 J	4	ND(1)	ND(1)	5 J	28	ND(1)	ND(1)	0.8 J	ND(20)		
10/31/2016	0.6 J	3	ND(1)	ND(1)	4 J	15	ND(1)	ND(1)	0.7 J	ND(5)		

TABLE 1

**Summary of Groundwater Analytical Results
Inactive Exxon Facility #28077
14528 Jarrettsville Pike
Phoenix, Maryland**

August 8, 2005 through January 22, 2019

Sample ID	Date	Benzene (µg/L)	Toluene (µg/L)	Ethyl- benzene (µg/L)	Total Xylenes (µg/L)	Total BTEX (µg/L)	MTBE (µg/L)	DIPE (µg/L)	ETBE (µg/L)	TAME (µg/L)	TBA (µg/L)	Comments
MW-138D (288-293)	11/30/2016	ND(1)	3	ND(1)	ND(1)	3	14	ND(1)	ND(1)	0.8 J	ND(5)	
	12/28/2016	0.6 J	4	ND(1)	ND(1)	5 J	33	ND(1)	ND(1)	1	2 J	
	01/31/2017	0.7 J	2	ND(1)	ND(1)	3 J	6	ND(1)	ND(1)	0.8 J	ND(5)	
	02/28/2017	0.7 J	1	ND(1)	ND(1)	2 J	10	ND(1)	ND(1)	0.8 J	ND(5)	
	03/30/2017	0.9 J	1	ND(1)	ND(1)	2 J	6	ND(1)	ND(1)	0.8 J	ND(5)	
	04/27/2017	0.9 J	1	ND(1)	ND(1)	2 J	26	ND(1)	ND(1)	1	ND(5)	
	05/30/2017	NS	NS	NS	NS	NS	NS	NS	NS	NS	NS	Not Sampled
	06/28/2017	0.9 J	2	ND(1)	ND(1)	3 J	72	ND(1)	0.5 J	2	ND(5)	
	07/31/2017	1	1	ND(1)	ND(1)	2	9	ND(1)	ND(1)	1	ND(5)	
	08/11/2017	0.7 J	2	ND(1)	ND(1)	3 J	17	ND(1)	ND(1)	1	ND(5)	
	09/28/2017	0.6 J	1	ND(1)	ND(1)	2 J	20	ND(1)	ND(1)	0.9 J	ND(20)	
	10/25/2017	1 J	2	ND(1)	ND(1)	3 J	17	ND(1)	ND(1)	0.9 J	ND(20)	
	11/16/2017	0.9 J	3	ND(1)	ND(1)	4 J	22	ND(1)	ND(1)	1 J	ND(20)	
	12/18/2017	0.8 J	2	ND(1)	ND(1)	3 J	16	ND(1)	ND(1)	ND(1)	ND(5)	
	01/30/2018	0.6 J	2	ND(1)	ND(1)	3 J	12	ND(1)	ND(1)	1	ND(5)	
	02/20/2018	1	0.7 J	ND(1)	ND(1)	2 J	15	ND(1)	ND(1)	0.8 J	ND(5)	
	03/12/2018	0.8 J	2	ND(1)	ND(1)	3 J	11	ND(1)	ND(1)	1 J	ND(20)	
	04/27/2018	0.9 J	1	ND(1)	ND(1)	2 J	30	ND(1)	ND(1)	2	ND(5)	
	05/18/2018	0.9 J	2	ND(1)	ND(1)	3 J	37	ND(1)	ND(1)	2	ND(5)	
	06/12/2018	0.9 J	2	ND(1)	ND(1)	3 J	38	ND(1)	ND(1)	2	ND(5)	
	07/09/2018	0.6 J	1	ND(1)	ND(1)	2 J	8	ND(1)	ND(1)	1 J	ND(5)	
	08/20/2018	0.8 J	1	ND(1)	ND(5)	2 J	14	ND(1)	ND(1)	1	ND(25)	
	09/19/2018	ND(1)	ND(1)	ND(1)	ND(5)	BRL	2	ND(1)	ND(1)	ND(1)	ND(25)	
10/18/2018	0.9 J	1	ND(1)	ND(5)	2 J	20	ND(1)	0.3 J	1	ND(25)		
11/29/2018	1	0.7 J	ND(1)	ND(5)	2 J	13	ND(1)	0.2 J	2	ND(25)		
12/21/2018	0.9 J	2	ND(1)	ND(5)	3 J	13	ND(1)	0.2 J	1	ND(25)		
01/11/2019	0.7 J	1	ND(1)	ND(5)	2 J	300	0.7 J	2	12	ND(25)		
MW-138D (332-337)	05/02/2014	ND(0.50)	112	ND(0.50)	ND(1.0)	112	24.4	ND(2.0)	ND(5.0)	0.86 J	ND(25)	
	05/13/2014	ND(0.50)	175	ND(0.50)	ND(1.0)	175	15.6	ND(2.0)	ND(5.0)	0.93 J	ND(25)	
	05/21/2014	ND(0.50)	192	ND(1.0)	ND(1.0)	192	13.3	ND(2.0)	ND(5.0)	0.87 J	ND(25)	
	05/28/2014	ND(0.50)	212	ND(1.0)	ND(1.0)	212	13.0	ND(2.0)	ND(5.0)	ND(5.0)	ND(25)	
	06/03/2014	0.25 J	259	ND(1.0)	ND(1.0)	259 J	15.1	ND(2.0)	0.24 J	0.77 J	ND(25)	
	06/17/2014	ND(1.0)	243	ND(2.0)	ND(2.0)	243	10.6	ND(4.0)	ND(10)	ND(10)	ND(50)	
	07/02/2014	ND(1.0)	215	ND(2.0)	ND(2.0)	215	10.4	ND(4.0)	ND(10)	ND(10)	ND(50)	
07/15/2014	0.23 J	204	ND(1.0)	ND(1.0)	204 J	10.1	ND(2.0)	ND(5.0)	0.37 J	ND(25)		

TABLE 1

**Summary of Groundwater Analytical Results
Inactive Exxon Facility #28077
14528 Jarrettsville Pike
Phoenix, Maryland**

August 8, 2005 through January 22, 2019

Sample ID	Date	Benzene (µg/L)	Toluene (µg/L)	Ethyl- benzene (µg/L)	Total Xylenes (µg/L)	Total BTEX (µg/L)	MTBE (µg/L)	DIPE (µg/L)	ETBE (µg/L)	TAME (µg/L)	TBA (µg/L)	Comments
MW-138D (332-337)	08/15/2014	0.27 J	185	ND(1.0)	ND(1.0)	185 J	6.8	ND(2.0)	ND(5.0)	0.46 J	ND(25)	
	09/23/2014	0.24 J	139	ND(1.0)	ND(1.0)	139 J	3.9	ND(2.0)	ND(2.0)	ND(2.0)	ND(10)	
	10/23/2014	0.31 J	114	ND(1.0)	ND(1.0)	114 J	3.1	ND(2.0)	ND(2.0)	ND(2.0)	ND(10)	
	11/21/2014	0.30 J	99.3	ND(1.0)	ND(1.0)	99.6 J	3.2	ND(2.0)	ND(2.0)	ND(2.0)	ND(10)	
	12/19/2014	0.29 J	78.5	ND(1.0)	ND(1.0)	78.8 J	1.9	ND(2.0)	ND(2.0)	ND(2.0)	5.1 J	
	01/15/2015	ND(1)	76	ND(1)	ND(1)	76	2	ND(1)	ND(1)	ND(1)	ND(5)	
	02/12/2015	ND(1)	63	ND(1)	ND(1)	63	2	ND(1)	ND(1)	ND(1)	ND(5)	
	03/11/2015	ND(1)	68	ND(1)	ND(1)	68	2	ND(1)	ND(1)	ND(1)	ND(5)	
	04/15/2015	ND(1)	56	ND(1)	ND(1)	56	4	ND(1)	ND(1)	ND(1)	ND(5)	
	05/14/2015	ND(1)	41	ND(1)	ND(1)	41	2	ND(1)	ND(1)	ND(1)	ND(5)	
	06/17/2015	ND(1)	32	ND(1)	ND(1)	32	5	ND(1)	ND(1)	0.9 J	ND(5)	
	07/16/2015	0.6 J	15	ND(1)	ND(1)	16 J	3	ND(1)	ND(1)	ND(1)	ND(5)	
	08/13/2015	0.5 J	11	ND(1)	ND(1)	12 J	4	ND(1)	ND(1)	ND(1)	ND(5)	
	09/18/2015	0.7 J	12	ND(1)	ND(1)	13 J	8	ND(1)	ND(1)	0.5 J	ND(20)	
	10/30/2015	ND(1)	13	ND(1)	ND(1)	13	5	ND(1)	ND(1)	ND(1)	ND(5)	
	11/18/2015	ND(1)	6	ND(1)	ND(1)	6	2	ND(1)	ND(1)	ND(1)	ND(5)	
	12/29/2015	0.5 J	10	ND(1)	ND(1)	11 J	3	ND(1)	ND(1)	ND(1)	ND(5)	
	01/29/2016	ND(1)	12	ND(1)	ND(1)	12	3	ND(1)	ND(1)	0.5 J	ND(5)	
	02/18/2016	ND(1)	11	ND(1)	ND(1)	11	5	ND(1)	ND(1)	0.6 J	ND(5)	
	03/29/2016	0.6 J	9	ND(1)	ND(1)	10 J	3	ND(1)	ND(1)	ND(1)	ND(5)	
	04/08/2016	ND(1)	8	ND(1)	ND(1)	8	3	ND(1)	ND(1)	ND(1)	ND(20)	
	05/11/2016	0.7 J	2	ND(1)	ND(1)	3 J	3	ND(1)	ND(1)	ND(1)	ND(5)	
	06/30/2016	ND(1)	8	ND(1)	ND(1)	8	3	ND(1)	ND(1)	ND(1)	ND(5)	
	07/29/2016	ND(1)	6	ND(1)	ND(1)	6	3	ND(1)	ND(1)	ND(1)	ND(5)	
	08/31/2016	ND(1)	9	ND(1)	ND(1)	9	3	ND(1)	ND(1)	0.7 J	ND(5)	
	09/30/2016	0.6 J	8	ND(1)	ND(1)	9 J	6	ND(1)	ND(1)	0.6 J	ND(20)	
	10/31/2016	ND(1)	5	ND(1)	ND(1)	5	6	ND(1)	ND(1)	0.7 J	ND(5)	
	11/30/2016	ND(1)	4	ND(1)	ND(1)	4	5	ND(1)	ND(1)	0.7 J	ND(5)	
	12/28/2016	ND(1)	1	ND(1)	ND(1)	1	28	ND(1)	ND(1)	2	ND(5)	
	01/31/2017	0.7 J	2	ND(1)	ND(1)	3 J	4	ND(1)	ND(1)	0.6 J	ND(5)	
02/28/2017	0.7 J	1	ND(1)	ND(1)	2 J	4	ND(1)	ND(1)	0.6 J	ND(5)		
03/30/2017	0.9 J	1	ND(1)	ND(1)	2 J	4	ND(1)	ND(1)	0.6 J	ND(5)		
04/27/2017	ND(1)	4	ND(1)	ND(1)	4	2	ND(1)	ND(1)	ND(1)	ND(5)		
05/30/2017	NS	NS	NS	NS	NS	NS	NS	NS	NS	NS	NS	Not Sampled
06/28/2017	0.7 J	4	ND(1)	ND(1)	5 J	17	ND(1)	ND(1)	1	ND(5)		

TABLE 1

**Summary of Groundwater Analytical Results
Inactive Exxon Facility #28077
14528 Jarrettsville Pike
Phoenix, Maryland**

August 8, 2005 through January 22, 2019

Sample ID	Date	Benzene (µg/L)	Toluene (µg/L)	Ethyl- benzene (µg/L)	Total Xylenes (µg/L)	Total BTEX (µg/L)	MTBE (µg/L)	DIPE (µg/L)	ETBE (µg/L)	TAME (µg/L)	TBA (µg/L)	Comments
MW-138D (332-337)	07/31/2017	ND(1)	3	ND(1)	ND(1)	3	2	ND(1)	ND(1)	ND(1)	ND(5)	
	08/11/2017	0.8 J	2	ND(1)	ND(1)	3 J	7	ND(1)	ND(1)	1	ND(5)	
	09/28/2017	ND(1)	2	ND(1)	ND(1)	2	5	ND(1)	ND(1)	0.8 J	ND(20)	
	10/25/2017	0.9 J	3	ND(1)	ND(1)	4 J	7	ND(1)	ND(1)	0.9 J	ND(20)	
	11/16/2017	0.7 J	3	ND(1)	ND(1)	4 J	7	ND(1)	ND(1)	0.8 J	ND(20)	
	12/18/2017	0.8 J	2	ND(1)	ND(1)	3 J	7	ND(1)	ND(1)	ND(1)	ND(5)	
	01/30/2018	0.8 J	2	ND(1)	ND(1)	3 J	8	ND(1)	ND(1)	1 J	ND(5)	
	02/20/2018	1	0.9 J	ND(1)	ND(1)	2 J	7	ND(1)	ND(1)	1	ND(5)	
	03/12/2018	1	1	ND(1)	ND(1)	2	14	ND(1)	ND(1)	1	ND(20)	
	04/27/2018	0.9 J	1	ND(1)	ND(1)	2 J	19	ND(1)	ND(1)	1	ND(5)	
	05/18/2018	1 J	3	ND(1)	ND(1)	4 J	21	ND(1)	ND(1)	2	ND(5)	
	06/12/2018	0.9 J	2	ND(1)	ND(1)	3 J	25	ND(1)	ND(1)	2	ND(5)	
	07/09/2018	0.7 J	0.7 J	ND(1)	ND(1)	1.4 J	9	ND(1)	ND(1)	ND(1)	ND(5)	
	08/20/2018	0.9 J	1	ND(1)	ND(5)	2 J	10	ND(1)	0.2 J	1	ND(25)	
	09/19/2018	ND(1)	ND(1)	ND(1)	ND(5)	BRL	5	ND(1)	ND(1)	ND(1)	ND(25)	
	10/18/2018	0.9 J	2	ND(1)	ND(5)	3 J	11	ND(1)	0.3 J	2	ND(25)	
11/29/2018	1	0.8 J	ND(1)	ND(5)	2 J	16	ND(1)	0.3 J	2	ND(25)		
12/21/2018	1	2	ND(1)	ND(5)	3	13	ND(1)	0.3 J	2	ND(25)		
01/11/2019	0.9 J	1	ND(1)	ND(5)	2 J	15	ND(1)	0.2 J	2	ND(25)		
MW-138D (379-384)	05/02/2014	1.1	80.4	ND(0.50)	ND(1.0)	81.5	49.2	ND(2.0)	0.57 J	2.6 J	ND(25)	
	05/13/2014	0.90	107	ND(0.50)	ND(1.0)	108	52.0	ND(2.0)	0.66 J	4.1 J	ND(25)	
	05/21/2014	0.87	102	ND(1.0)	ND(1.0)	103	52.4	ND(2.0)	0.65 J	3.7 J	ND(25)	
	05/28/2014	0.70	105	ND(1.0)	ND(1.0)	106	45.4	ND(2.0)	0.56 J	3.4 J	ND(25)	
	06/03/2014	0.76	138	ND(1.0)	0.21 J	139 J	42.6	ND(2.0)	0.56 J	2.7 J	ND(25)	
	06/17/2014	0.47 J	94.1	ND(1.0)	ND(1.0)	94.6 J	30.9	ND(2.0)	0.39 J	2.5 J	ND(25)	
	07/02/2014	0.45 J	111	ND(1.0)	ND(1.0)	111 J	31.1	ND(2.0)	0.35 J	1.9 J	ND(25)	
	07/15/2014	0.44 J	91.2	ND(1.0)	0.22 J	91.9 J	27.4	ND(2.0)	0.29 J	1.9 J	ND(25)	
	08/15/2014	0.42 J	62.7	ND(1.0)	0.25 J	63.4 J	19.9	ND(2.0)	0.31 J	1.5 J	ND(25)	
	09/23/2014	0.25 J	47.2	ND(1.0)	ND(1.0)	47.5 J	11.9	ND(2.0)	ND(2.0)	0.81 J	ND(10)	
	10/23/2014	0.26 J	40.7	ND(1.0)	ND(1.0)	41.0 J	12.4	ND(2.0)	ND(2.0)	0.88 J	ND(10)	
	11/21/2014	0.24 J	35.1	ND(1.0)	ND(1.0)	35.3 J	9.9	ND(2.0)	ND(2.0)	0.51 J	ND(10)	
	12/19/2014	ND(0.50)	21.1	ND(1.0)	ND(1.0)	21.1	6.4	ND(2.0)	ND(2.0)	0.47 J	ND(10)	
	01/15/2015	ND(1)	22	ND(1)	ND(1)	22	6	ND(1)	ND(1)	0.5 J	ND(5)	
	02/12/2015	ND(1)	20	ND(1)	ND(1)	20	5	ND(1)	ND(1)	ND(1)	ND(5)	
03/11/2015	ND(1)	22	ND(1)	ND(1)	22	4	ND(1)	ND(1)	ND(1)	ND(5)		

TABLE 1

**Summary of Groundwater Analytical Results
Inactive Exxon Facility #28077
14528 Jarrettsville Pike
Phoenix, Maryland**

August 8, 2005 through January 22, 2019

Sample ID	Date	Benzene (µg/L)	Toluene (µg/L)	Ethyl- benzene (µg/L)	Total Xylenes (µg/L)	Total BTEX (µg/L)	MTBE (µg/L)	DIPE (µg/L)	ETBE (µg/L)	TAME (µg/L)	TBA (µg/L)	Comments
MW-138D (379-384)	04/15/2015	ND(1)	27	ND(1)	ND(1)	27	4	ND(1)	ND(1)	ND(1)	ND(5)	
	05/14/2015	ND(1)	18	ND(1)	ND(1)	18	4	ND(1)	ND(1)	ND(1)	ND(5)	
	06/17/2015	ND(1)	19	ND(1)	ND(1)	19	4	ND(1)	ND(1)	ND(1)	ND(5)	
	07/16/2015	ND(1)	6	ND(1)	ND(1)	6	2	ND(1)	ND(1)	ND(1)	ND(5)	
	08/13/2015	ND(1)	13	ND(1)	ND(1)	13	3	ND(1)	ND(1)	ND(1)	ND(5)	
	09/18/2015	ND(1)	13	ND(1)	ND(1)	13	4	ND(1)	ND(1)	ND(1)	ND(20)	
	10/30/2015	ND(1)	11	ND(1)	ND(1)	11	12	ND(1)	ND(1)	0.8 J	ND(5)	
	11/18/2015	ND(1)	9	ND(1)	ND(1)	9	3	ND(1)	ND(1)	ND(1)	ND(5)	
	12/29/2015	ND(1)	10	ND(1)	ND(1)	10	3	ND(1)	ND(1)	ND(1)	ND(5)	
	01/29/2016	ND(1)	10	ND(1)	ND(1)	10	3	ND(1)	ND(1)	ND(1)	ND(5)	
	02/18/2016	ND(1)	9	ND(1)	ND(1)	9	3	ND(1)	ND(1)	ND(1)	ND(5)	
	03/29/2016	ND(1)	12	ND(1)	ND(1)	12	3	ND(1)	ND(1)	ND(1)	ND(5)	
	04/08/2016	ND(1)	8	ND(1)	ND(1)	8	3	ND(1)	ND(1)	ND(1)	ND(20)	
	05/11/2016	ND(1)	7	ND(1)	ND(1)	7	3	ND(1)	ND(1)	ND(1)	ND(5)	
	06/30/2016	0.7 J	4	ND(1)	ND(1)	5 J	4	ND(1)	ND(1)	0.6 J	ND(5)	
	07/29/2016	ND(1)	9	ND(1)	ND(1)	9	3	ND(1)	ND(1)	ND(1)	ND(5)	
	08/31/2016	ND(1)	8	ND(1)	ND(1)	8	3	ND(1)	ND(1)	ND(1)	ND(5)	
	09/30/2016	ND(1)	10	ND(1)	ND(1)	10	3	ND(1)	ND(1)	ND(1)	ND(20)	
	10/31/2016	ND(1)	8	ND(1)	ND(1)	8	3	ND(1)	ND(1)	ND(1)	ND(5)	
	11/30/2016	ND(1)	7	ND(1)	ND(1)	7	3	ND(1)	ND(1)	ND(1)	ND(5)	
	12/28/2016	ND(1)	9	ND(1)	ND(1)	9	3	ND(1)	ND(1)	ND(1)	ND(5)	
	01/31/2017	ND(1)	9	ND(1)	ND(1)	9	2	ND(1)	ND(1)	ND(1)	ND(5)	
	02/28/2017	ND(1)	7	ND(1)	ND(1)	7	2	ND(1)	ND(1)	ND(1)	ND(5)	
	03/30/2017	ND(1)	3	ND(1)	ND(1)	3	2	ND(1)	ND(1)	ND(1)	ND(5)	
	04/27/2017	0.9 J	1	ND(1)	ND(1)	2 J	9	ND(1)	ND(1)	0.7 J	ND(5)	
	05/30/2017	NS	NS	NS	NS	NS	NS	NS	NS	NS	NS	Not Sampled
	06/28/2017	ND(1)	6	ND(1)	ND(1)	6	2	ND(1)	ND(1)	ND(1)	ND(5)	
	07/31/2017	1	1	ND(1)	ND(1)	2	7	ND(1)	ND(1)	1 J	ND(5)	
	08/11/2017	ND(1)	3	ND(1)	ND(1)	3	3	ND(1)	ND(1)	ND(1)	ND(5)	
	09/28/2017	ND(1)	5	ND(1)	ND(1)	5	2	ND(1)	ND(1)	ND(1)	ND(20)	
	10/25/2017	0.9 J	3	ND(1)	ND(1)	4 J	7	ND(1)	ND(1)	0.9 J	ND(20)	
	11/16/2017	ND(1)	5	ND(1)	ND(1)	5	2	ND(1)	ND(1)	ND(1)	ND(20)	
12/18/2017	ND(1)	6	ND(1)	ND(1)	6	3	ND(1)	ND(1)	ND(1)	ND(5)		
01/30/2018	ND(1)	6	ND(1)	ND(1)	6	2	ND(1)	ND(1)	ND(1)	ND(5)		
02/20/2018	ND(1)	2	ND(1)	ND(1)	2	12	ND(1)	ND(1)	0.6 J	5		

TABLE 1

**Summary of Groundwater Analytical Results
Inactive Exxon Facility #28077
14528 Jarrettsville Pike
Phoenix, Maryland**

August 8, 2005 through January 22, 2019

Sample ID	Date	Benzene (µg/L)	Toluene (µg/L)	Ethyl- benzene (µg/L)	Total Xylenes (µg/L)	Total BTEX (µg/L)	MTBE (µg/L)	DIPE (µg/L)	ETBE (µg/L)	TAME (µg/L)	TBA (µg/L)	Comments
MW-138D (379-384)	03/12/2018	ND(1)	4	ND(1)	ND(1)	4	2	ND(1)	ND(1)	ND(1)	ND(20)	
	04/27/2018	ND(1)	4	ND(1)	ND(1)	4	2	ND(1)	ND(1)	ND(1)	ND(5)	
	05/18/2018	ND(1)	5	ND(1)	ND(1)	5	3	ND(1)	ND(1)	ND(1)	ND(5)	
	06/12/2018	ND(1)	5	ND(1)	ND(1)	5	3	ND(1)	ND(1)	0.5 J	ND(5)	
	07/09/2018	ND(1)	4	ND(1)	ND(1)	4	6	ND(1)	ND(1)	ND(1)	ND(5)	
	08/20/2018	0.3 J	4	ND(1)	ND(5)	4 J	2	ND(1)	ND(1)	ND(1)	ND(25)	
	09/19/2018	ND(1)	ND(1)	ND(1)	ND(5)	BRL	ND(1)	ND(1)	ND(1)	ND(1)	ND(25)	
	10/18/2018	0.3 J	4	ND(1)	ND(5)	4 J	6	ND(1)	ND(1)	0.7 J	ND(25)	
	11/29/2018	0.4 J	3	ND(1)	ND(5)	3 J	5	ND(1)	ND(1)	0.5 J	ND(25)	
	12/21/2018	0.2 J	3	ND(1)	ND(5)	3 J	4	ND(1)	ND(1)	ND(1)	ND(25)	
01/11/2019	0.4 J	4	ND(1)	ND(5)	4 J	6	ND(1)	ND(1)	0.9 J	ND(25)		
MW-168	03/17/2009	7.3 J	5.1 J	ND(10)	18.9	31.3 J	1060	3.1 J	20.9 J	66.2	ND(250)	
	09/19/2017	ND(1)	ND(1)	ND(1)	ND(1)	BRL	ND(1)	ND(1)	ND(1)	ND(1)	ND(20)	
	09/20/2017	ND(1)	ND(1)	ND(1)	ND(1)	BRL	8	ND(1)	ND(1)	ND(1)	ND(20)	
	09/21/2017	ND(1)	ND(1)	ND(1)	0.7 J	0.7 J	9	ND(1)	ND(1)	ND(1)	ND(20)	
	09/22/2017	0.6 J	ND(1)	ND(1)	0.8 J	1.4 J	10	ND(1)	ND(1)	ND(1)	ND(20)	
	09/25/2017	ND(1)	ND(1)	ND(1)	0.8 J	0.8 J	10	ND(1)	ND(1)	ND(1)	ND(5)	
	09/26/2017	ND(1)	ND(1)	ND(1)	ND(1)	BRL	12	ND(1)	ND(1)	0.5 J	ND(5)	
	10/04/2017	ND(1)	ND(1)	ND(1)	ND(1)	BRL	8	ND(1)	ND(1)	ND(1)	ND(20)	
	10/11/2017	ND(1)	ND(1)	ND(1)	ND(1)	BRL	6	ND(1)	ND(1)	ND(1)	ND(20)	
	10/18/2017	ND(1)	ND(1)	ND(1)	ND(1)	BRL	4	ND(1)	ND(1)	ND(1)	ND(20)	
	10/25/2017	ND(1)	ND(1)	ND(1)	ND(1)	BRL	3	ND(1)	ND(1)	ND(1)	ND(20)	
	11/09/2017	ND(1)	ND(1)	ND(1)	ND(1)	BRL	2	ND(1)	ND(1)	ND(1)	ND(5)	
	12/14/2017	ND(1)	ND(1)	ND(1)	ND(1)	BRL	1	ND(1)	ND(1)	ND(1)	ND(5)	
	05/03/2018	ND(1)	ND(1)	ND(1)	ND(1)	BRL	0.6 J	ND(1)	ND(1)	ND(1)	ND(5)	
	06/07/2018	ND(1)	ND(1)	ND(1)	ND(1)	BRL	2	ND(1)	ND(1)	ND(1)	ND(5)	
	07/10/2018	ND(1)	ND(1)	ND(1)	ND(1)	BRL	3	ND(1)	ND(1)	ND(1)	17	
08/14/2018	0.3 J	ND(1)	ND(1)	ND(5)	0.3 J	1	ND(1)	ND(1)	ND(1)	ND(25)		
09/19/2018	ND(1)	ND(1)	ND(1)	ND(5)	BRL	2	ND(1)	ND(1)	ND(1)	ND(25)		
MW-168(0-100)	04/06/2009	11.8	5.4	ND(1.0)	54.2	71.4	1700	6.3	23	108	ND(25)	
	05/13/2009	20.9	ND(10)	ND(10)	60.1	81.0	1020	4.6 J	17.4 J	77.2	ND(250)	
MW-168(100-250)	04/03/2009	4.1	14.7	ND(1.0)	17.4	36.2	1170	4.9 J	17.5	81	ND(25)	
	05/13/2009	11.7	2.2	ND(1.0)	41.6	55.5	799	6.1	19.5	75.5	ND(25)	

TABLE 1

**Summary of Groundwater Analytical Results
Inactive Exxon Facility #28077
14528 Jarrettsville Pike
Phoenix, Maryland**

August 8, 2005 through January 22, 2019

Sample ID	Date	Benzene (µg/L)	Toluene (µg/L)	Ethyl- benzene (µg/L)	Total Xylenes (µg/L)	Total BTEX (µg/L)	MTBE (µg/L)	DIPE (µg/L)	ETBE (µg/L)	TAME (µg/L)	TBA (µg/L)	Comments
MW-168(65-69)	03/12/2009	17.2	23.8	0.4 J	39.5	80.9 J	1210	4.9 J	17.1	82.1	ND(25)	
MW-168(69-79)	03/12/2009	17.1	24.6	0.58 J	36.1	78.4 J	1100	5.2	18.4	85.3	ND(25)	
MW-168(82-92)	03/12/2009	16.4	33.8	2.9	49.3	102.4	1200	5.2	18.2	86.8	ND(25)	
MW-168(110-120)16V1	07/22/2010	1.6	13.6	0.55 J	2.8	18.6 J	455	1.4 J	6.2	15.1	ND(25)	
MW-168(229-239)	03/27/2009	1.2	21.7	ND(1.0)	2.9	25.8	1110	NA	NA	NA	NA	
MW-168(143-153)23V1	07/16/2010	4.6	1.8	ND(1.0)	1.6	8.0	2840	7.8	35.8	94.2	23.5 J	
MW-168(230-240)42V1	07/23/2010	13	4.2 J	ND(5.0)	ND(5.0)	17 J	1680	7 J	21.2 J	52.4	ND(130)	
MW-168(67)	03/12/2009	18	4	ND(2.5)	43.4	65	1360	4.9 J	17	82.2	ND(63)	
	04/08/2009	11	4.8	ND(1.0)	46.6	62	1090	7.7	23.5	97.8	ND(25)	
	04/15/2009	7.4	1.4	ND(1.0)	33.8	42.6	1350	7.3	25.4	108	ND(25)	
	04/22/2009	7.1	0.91 J	ND(1.0)	37.1	45.1 J	792	6	18.8	72.2	ND(25)	
	04/29/2009	9.1	1.1	ND(1.0)	50.6	60.8	858	4.1 J	14	56.5	ND(25)	
	05/06/2009	13.5	ND(5.0)	ND(5.0)	59.7	73.2	982	5.8 J	19.5 J	69.9	ND(130)	
	05/14/2009	ND(1.0)	4.9	ND(1.0)	96	101	1120	5.7	20.7	89.1	ND(25)	
	05/20/2009	13.1	2.4	ND(1.0)	39.5	55.0	997	5.9	19.2	77.6	ND(25)	
	05/27/2009	4.1	0.78 J	ND(1.0)	17.7	22.6 J	556	2.8 J	9.8	47.1	ND(25)	
	06/03/2009	2.7	0.58 J	ND(1.0)	12.9	16.2 J	826	4 J	13.2	57.1	ND(25)	
	06/10/2009	ND(1.0)	ND(1.0)	ND(1.0)	0.61 J	0.61 J	485	2.1 J	7.6	33.7	ND(25)	
	06/17/2009	ND(1.0)	ND(1.0)	ND(1.0)	ND(1.0)	BRL	176	0.94 J	3.3 J	13.6	ND(25)	
	06/24/2009	ND(1.0)	ND(1.0)	ND(1.0)	ND(1.0)	BRL	97.7	0.64 J	2 J	7.3	ND(25)	
	07/01/2009	ND(1.0)	ND(1.0)	ND(1.0)	ND(1.0)	BRL	65.1	0.43 J	1.3 J	3.9 J	ND(25)	
	07/16/2009	ND(1.0)	ND(1.0)	ND(1.0)	ND(1.0)	BRL	24.7	ND(5.0)	0.78 J	1.3 J	ND(25)	
	07/29/2009	ND(1.0)	ND(1.0)	ND(1.0)	ND(1.0)	BRL	19.2	0.45 J	1.1 J	1.1 J	ND(25)	
	08/11/2009	ND(1.0)	ND(1.0)	ND(1.0)	ND(1.0)	BRL	21.5	0.57 J	1.6 J	1.3 J	ND(25)	
	08/25/2009	ND(1.0)	0.62 J	ND(1.0)	ND(1.0)	0.62 J	7	0.49 J	0.94 J	ND(5.0)	ND(25)	
	09/08/2009	ND(1.0)	ND(1.0)	ND(1.0)	ND(1.0)	BRL	3.9	0.46 J	0.89 J	ND(5.0)	ND(25)	
	09/22/2009	ND(1.0)	ND(1.0)	ND(1.0)	ND(1.0)	BRL	8.3	0.44 J	1 J	ND(5.0)	ND(25)	
10/06/2009	ND(1.0)	ND(1.0)	ND(1.0)	ND(1.0)	BRL	1.9	0.41 J	0.95 J	ND(5.0)	ND(25)		
10/20/2009	ND(1.0)	ND(1.0)	ND(1.0)	ND(1.0)	BRL	ND(1.0)	ND(5.0)	ND(5.0)	ND(5.0)	ND(25)		
11/03/2009	ND(1.0)	ND(1.0)	ND(1.0)	ND(1.0)	BRL	0.89 J	ND(5.0)	0.71 J	ND(5.0)	ND(25)		
12/03/2009	ND(1.0)	ND(1.0)	ND(1.0)	ND(1.0)	BRL	0.60 J	ND(5.0)	0.9 J	ND(5.0)	ND(25)		
01/05/2010	ND(1.0)	ND(1.0)	ND(1.0)	ND(1.0)	BRL	0.48 J	ND(5.0)	1 J	ND(5.0)	ND(25)		
02/02/2010	ND(1.0)	ND(1.0)	ND(1.0)	ND(1.0)	BRL	0.49 J	ND(5.0)	0.74 J	ND(5.0)	ND(25)		
03/02/2010	ND(1.0)	0.67 J	ND(1.0)	0.45 J	1.12 J	0.66 J	ND(5.0)	0.8 J	ND(5.0)	ND(25)		

TABLE 1

**Summary of Groundwater Analytical Results
Inactive Exxon Facility #28077
14528 Jarrettsville Pike
Phoenix, Maryland**

August 8, 2005 through January 22, 2019

Sample ID	Date	Benzene (µg/L)	Toluene (µg/L)	Ethyl- benzene (µg/L)	Total Xylenes (µg/L)	Total BTEX (µg/L)	MTBE (µg/L)	DIPE (µg/L)	ETBE (µg/L)	TAME (µg/L)	TBA (µg/L)	Comments
MW-168(67)	12/30/2013	NS	NS	NS	NS	NS	NS	NS	NS	NS	NS	DRY Since 3/2/2010
	02/22/2017	ND(1)	ND(1)	ND(1)	ND(1)	BRL	ND(1)	ND(1)	ND(1)	ND(1)	ND(5)	
MW-168(75)	03/12/2009	18	3.9	ND(2.5)	42	64	1290	4.7 J	16.7	80.6	ND(63)	
	04/08/2009	10.1	4.1	ND(1.0)	39.3	53.5	1120	8	23.3	99.2	ND(25)	
	04/15/2009	6.9	1.9	ND(1.0)	32.6	41.4	1450	7.1	23.9	101	ND(25)	
	04/22/2009	7.2	0.9 J	ND(1.0)	36.1	44.2 J	779	5.7	18.9	72.2	ND(25)	
	04/29/2009	8.9	1	ND(1.0)	49.6	60	922	4.1 J	14.1	56.7	ND(25)	
	05/06/2009	13.5	ND(5.0)	ND(5.0)	58.1	71.6	930	5.6 J	18.4 J	66.3	ND(130)	
	05/14/2009	27.5	4.9	ND(1.0)	91.5	123.9	1100	5.7	20.9	89.9	ND(25)	
	05/20/2009	14.3	2.4	ND(1.0)	32.1	48.8	1080	6.2	19.7	79.7	ND(25)	
	05/27/2009	4.4	0.79 J	ND(1.0)	19	24 J	573	2.8 J	10.2	48.6	12.1 J	
	06/03/2009	2.1	0.51 J	ND(1.0)	10.9	13.5 J	934	4.8 J	15.3	62.8	ND(25)	
	06/10/2009	0.34 J	ND(1.0)	ND(1.0)	1.2	1.5 J	519	2.3 J	7.7	35	ND(25)	
	06/17/2009	ND(1.0)	ND(1.0)	ND(1.0)	ND(1.0)	BRL	200	1.1 J	4 J	16.6	ND(25)	
	06/24/2009	ND(1.0)	ND(1.0)	ND(1.0)	ND(1.0)	BRL	117	0.72 J	2.4 J	8.5	ND(25)	
	07/01/2009	ND(1.0)	ND(1.0)	ND(1.0)	ND(1.0)	BRL	74.2	0.45 J	1.4 J	4.5 J	ND(25)	
	07/16/2009	ND(1.0)	ND(1.0)	ND(1.0)	ND(1.0)	BRL	35.2	ND(5.0)	0.9 J	1.8 J	ND(25)	
	07/29/2009	ND(1.0)	ND(1.0)	ND(1.0)	ND(1.0)	BRL	20.2	0.52 J	1.4 J	1 J	ND(25)	
	08/11/2009	ND(1.0)	0.36 J	ND(1.0)	ND(1.0)	0.36 J	12.5	0.60 J	1.2 J	0.77 J	ND(25)	
	08/25/2009	ND(1.0)	0.36 J	ND(1.0)	0.39 J	0.75 J	7.3	0.56 J	1 J	ND(5.0)	ND(25)	
	09/08/2009	ND(1.0)	0.41 J	ND(1.0)	ND(1.0)	0.41 J	4.2	0.44 J	0.99 J	ND(5.0)	ND(25)	
	09/22/2009	ND(1.0)	ND(1.0)	ND(1.0)	ND(1.0)	BRL	17.6	0.48 J	1.3 J	0.97 J	ND(25)	
	10/06/2009	ND(1.0)	ND(1.0)	ND(1.0)	ND(1.0)	BRL	3.2	0.41 J	0.93 J	ND(5.0)	ND(25)	
	10/20/2009	ND(1.0)	ND(1.0)	ND(1.0)	ND(1.0)	BRL	2.4	0.47 J	ND(5.0)	ND(5.0)	ND(25)	
	11/03/2009	ND(1.0)	0.4 J	ND(1.0)	ND(1.0)	0.4 J	1.8	0.35 J	0.7 J	ND(5.0)	ND(25)	
	12/03/2009	ND(1.0)	ND(1.0)	ND(1.0)	ND(1.0)	BRL	0.77 J	ND(5.0)	0.83 J	ND(5.0)	ND(25)	
	01/05/2010	ND(1.0)	ND(1.0)	ND(1.0)	ND(1.0)	BRL	0.91 J	ND(5.0)	0.83 J	ND(5.0)	ND(25)	
	02/02/2010	ND(1.0)	ND(1.0)	ND(1.0)	ND(1.0)	BRL	0.89 J	ND(5.0)	0.71 J	ND(5.0)	ND(25)	
	03/02/2010	ND(1.0)	0.43 J	ND(1.0)	ND(1.0)	0.43 J	5.5	ND(5.0)	0.85 J	ND(5.0)	ND(25)	
03/16/2010	ND(1.0)	ND(1.0)	ND(1.0)	ND(1.0)	BRL	1.9	ND(5.0)	0.73 J	ND(5.0)	ND(25)		
03/22/2010	ND(1.0)	ND(1.0)	ND(1.0)	ND(1.0)	BRL	0.94 J	ND(5.0)	0.55 J	ND(5.0)	ND(25)		
07/23/2013	ND(1.0)	ND(1.0)	ND(1.0)	ND(1.0)	BRL	ND(1.0)	ND(5.0)	ND(5.0)	ND(5.0)	ND(25)		
07/30/2013	ND(1.0)	ND(1.0)	ND(1.0)	ND(1.0)	BRL	ND(1.0)	ND(5.0)	ND(5.0)	ND(5.0)	ND(25)		
11/04/2013	NS	NS	NS	NS	NS	NS	NS	NS	NS	NS	NS	DRY since 7/30/2013
11/11/2013	ND(1.0)	ND(1.0)	ND(1.0)	ND(1.0)	ND(1.0)	BRL	ND(1.0)	ND(5.0)	0.37 J	ND(5.0)	ND(25)	

TABLE 1

**Summary of Groundwater Analytical Results
Inactive Exxon Facility #28077
14528 Jarrettsville Pike
Phoenix, Maryland**

August 8, 2005 through January 22, 2019

Sample ID	Date	Benzene (µg/L)	Toluene (µg/L)	Ethyl- benzene (µg/L)	Total Xylenes (µg/L)	Total BTEX (µg/L)	MTBE (µg/L)	DIPE (µg/L)	ETBE (µg/L)	TAME (µg/L)	TBA (µg/L)	Comments
MW-168(75)	11/18/2013	ND(1.0)	ND(1.0)	ND(1.0)	ND(1.0)	BRL	ND(1.0)	ND(5.0)	0.34 J	ND(5.0)	ND(25)	
	11/25/2013	ND(1.0)	ND(1.0)	ND(1.0)	ND(1.0)	BRL	ND(1.0)	ND(5.0)	ND(5.0)	ND(5.0)	ND(25)	
	12/02/2013	ND(1.0)	ND(1.0)	ND(1.0)	ND(1.0)	BRL	ND(1.0)	ND(5.0)	0.35 J	ND(5.0)	ND(25)	
	12/09/2013	ND(1.0)	ND(1.0)	ND(1.0)	ND(1.0)	BRL	ND(1.0)	ND(5.0)	0.28 J	ND(5.0)	ND(25)	
	12/16/2013	ND(1.0)	ND(1.0)	ND(1.0)	ND(1.0)	BRL	ND(1.0)	ND(5.0)	0.38 J	ND(5.0)	ND(25)	
	12/23/2013	ND(1.0)	ND(1.0)	ND(1.0)	ND(1.0)	BRL	ND(1.0)	ND(5.0)	0.31 J	ND(5.0)	ND(25)	
	12/30/2013	ND(1.0)	ND(1.0)	ND(1.0)	ND(1.0)	BRL	ND(1.0)	ND(5.0)	0.28 J	ND(5.0)	ND(25)	
	01/06/2014	ND(1.0)	ND(1.0)	ND(1.0)	ND(1.0)	BRL	ND(1.0)	ND(5.0)	0.29 J	ND(5.0)	ND(25)	
	01/14/2014	ND(1.0)	ND(1.0)	ND(1.0)	ND(1.0)	BRL	ND(1.0)	ND(5.0)	0.35 J	ND(5.0)	ND(25)	
	01/20/2014	ND(1.0)	ND(1.0)	ND(1.0)	ND(1.0)	BRL	ND(1.0)	ND(5.0)	0.25 J	ND(5.0)	ND(25)	
	01/27/2014	ND(1.0)	ND(1.0)	ND(1.0)	ND(1.0)	BRL	ND(1.0)	ND(5.0)	0.30 J	ND(5.0)	ND(25)	
	02/03/2014	ND(1.0)	ND(1.0)	ND(1.0)	ND(1.0)	BRL	ND(1.0)	ND(5.0)	0.32 J	ND(5.0)	ND(25)	
	02/10/2014	ND(1.0)	ND(1.0)	ND(1.0)	ND(1.0)	BRL	ND(1.0)	ND(5.0)	0.37 J	ND(5.0)	ND(25)	
	02/17/2014	ND(1.0)	ND(1.0)	ND(1.0)	ND(1.0)	BRL	ND(1.0)	ND(5.0)	0.36 J	ND(5.0)	ND(25)	
	02/24/2014	ND(1.0)	ND(1.0)	ND(1.0)	ND(1.0)	BRL	ND(1.0)	ND(5.0)	0.33 J	ND(5.0)	ND(25)	
	03/04/2014	ND(1.0)	ND(1.0)	ND(1.0)	ND(1.0)	BRL	ND(1.0)	ND(5.0)	0.41 J	ND(5.0)	ND(25)	
	03/10/2014	ND(1.0)	ND(1.0)	ND(1.0)	ND(1.0)	BRL	ND(1.0)	ND(5.0)	ND(5.0)	ND(5.0)	ND(25)	
	03/17/2014	ND(0.50)	ND(1.0)	ND(0.50)	ND(1.0)	BRL	ND(1.0)	ND(2.0)	0.35 J	ND(5.0)	ND(25)	
	03/24/2014	ND(0.50)	ND(1.0)	ND(0.50)	ND(1.0)	BRL	ND(1.0)	ND(2.0)	0.34 J	ND(5.0)	ND(25)	
	04/01/2014	ND(0.50)	ND(1.0)	ND(0.50)	ND(1.0)	BRL	ND(1.0)	ND(2.0)	0.37 J	ND(5.0)	ND(25)	
	04/07/2014	ND(0.50)	ND(1.0)	ND(0.50)	ND(1.0)	BRL	ND(1.0)	ND(2.0)	0.40 J	ND(5.0)	ND(25)	
	04/14/2014	ND(0.50)	ND(1.0)	ND(0.50)	ND(1.0)	BRL	ND(1.0)	ND(2.0)	0.31 J	ND(5.0)	ND(25)	
	04/21/2014	ND(0.50)	ND(1.0)	ND(0.50)	ND(1.0)	BRL	ND(1.0)	ND(2.0)	0.36 J	ND(5.0)	ND(25)	
	04/28/2014	ND(0.50)	ND(1.0)	ND(0.50)	ND(1.0)	BRL	ND(1.0)	ND(2.0)	0.45 J	ND(5.0)	ND(25)	
	05/05/2014	ND(0.50)	ND(1.0)	ND(0.50)	ND(1.0)	BRL	ND(1.0)	ND(2.0)	0.36 J	ND(5.0)	ND(25)	
	05/12/2014	ND(0.50)	ND(1.0)	ND(0.50)	ND(1.0)	BRL	ND(1.0)	ND(2.0)	0.31 J	ND(5.0)	ND(25)	
	05/21/2014	ND(0.50)	ND(1.0)	ND(0.50)	ND(1.0)	BRL	ND(1.0)	ND(2.0)	0.33 J	ND(5.0)	ND(25)	
	05/28/2014	ND(0.50)	ND(1.0)	ND(1.0)	ND(1.0)	BRL	ND(1.0)	ND(2.0)	ND(5.0)	ND(5.0)	ND(25)	
	06/03/2014	ND(0.50)	ND(1.0)	ND(1.0)	ND(1.0)	BRL	ND(1.0)	ND(2.0)	0.28 J	ND(5.0)	ND(25)	
	06/09/2014	ND(0.50)	ND(1.0)	ND(1.0)	ND(1.0)	BRL	ND(1.0)	ND(2.0)	ND(5.0)	ND(5.0)	ND(25)	
06/16/2014	ND(0.50)	ND(1.0)	ND(1.0)	ND(1.0)	BRL	ND(1.0)	ND(2.0)	0.30 J	ND(5.0)	ND(25)		
06/23/2014	ND(0.50)	ND(1.0)	ND(1.0)	ND(1.0)	BRL	ND(1.0)	ND(2.0)	0.27 J	ND(5.0)	ND(25)		
06/30/2014	ND(0.50)	ND(1.0)	ND(1.0)	ND(1.0)	BRL	ND(1.0)	ND(2.0)	0.29 J	ND(5.0)	ND(25)		
07/07/2014	ND(0.50)	ND(1.0)	ND(1.0)	ND(1.0)	BRL	ND(1.0)	ND(2.0)	0.32 J	ND(5.0)	ND(25)		
07/14/2014	ND(0.50)	ND(1.0)	ND(1.0)	ND(1.0)	BRL	0.28 J	ND(2.0)	0.32 J	ND(5.0)	ND(25)		

TABLE 1

**Summary of Groundwater Analytical Results
Inactive Exxon Facility #28077
14528 Jarrettsville Pike
Phoenix, Maryland**

August 8, 2005 through January 22, 2019

Sample ID	Date	Benzene (µg/L)	Toluene (µg/L)	Ethyl- benzene (µg/L)	Total Xylenes (µg/L)	Total BTEX (µg/L)	MTBE (µg/L)	DIPE (µg/L)	ETBE (µg/L)	TAME (µg/L)	TBA (µg/L)	Comments	
MW-168(75)	07/22/2014	ND(0.50)	ND(1.0)	ND(1.0)	ND(1.0)	BRL	ND(1.0)	0.21 J	0.38 J	ND(5.0)	ND(25)		
	07/28/2014	ND(0.50)	ND(1.0)	ND(1.0)	ND(1.0)	BRL	ND(1.0)	ND(2.0)	0.27 J	ND(5.0)	ND(25)		
	08/05/2014	ND(0.50)	ND(1.0)	ND(1.0)	ND(1.0)	BRL	ND(1.0)	ND(2.0)	0.23 J	ND(5.0)	ND(25)		
	08/11/2014	ND(0.50)	ND(1.0)	ND(1.0)	ND(1.0)	BRL	ND(1.0)	ND(2.0)	0.27 J	ND(5.0)	ND(25)		
	08/18/2014	ND(0.50)	ND(1.0)	ND(1.0)	ND(1.0)	BRL	ND(1.0)	ND(2.0)	0.30 J	ND(5.0)	ND(25)		
	08/25/2014	ND(0.50)	ND(1.0)	ND(1.0)	ND(1.0)	BRL	ND(1.0)	ND(2.0)	ND(2.0)	ND(2.0)	ND(2.0)	ND(10)	
	09/02/2014	ND(0.50)	ND(1.0)	ND(1.0)	ND(1.0)	BRL	ND(1.0)	ND(2.0)	0.32 J	ND(2.0)	ND(2.0)	ND(10)	
	09/08/2014	ND(0.50)	ND(1.0)	ND(1.0)	ND(1.0)	BRL	ND(1.0)	ND(2.0)	0.31 J	ND(2.0)	ND(2.0)	ND(10)	
	09/15/2014	ND(0.50)	ND(1.0)	ND(1.0)	ND(1.0)	BRL	ND(1.0)	ND(2.0)	0.31 J	ND(2.0)	ND(2.0)	ND(10)	
	09/22/2014	ND(0.50)	ND(1.0)	ND(1.0)	ND(1.0)	BRL	ND(1.0)	ND(2.0)	0.27 J	ND(2.0)	ND(2.0)	ND(10)	
	09/29/2014	ND(0.50)	ND(1.0)	ND(1.0)	ND(1.0)	BRL	ND(1.0)	ND(2.0)	0.26 J	ND(2.0)	ND(2.0)	ND(10)	
	10/07/2014	ND(0.50)	ND(1.0)	ND(1.0)	ND(1.0)	BRL	ND(1.0)	ND(2.0)	0.29 J	ND(2.0)	ND(2.0)	ND(10)	
	10/13/2014	ND(0.50)	ND(1.0)	ND(1.0)	ND(1.0)	BRL	ND(1.0)	ND(2.0)	0.29 J	ND(2.0)	ND(2.0)	ND(10)	
	10/20/2014	ND(0.50)	ND(1.0)	ND(1.0)	ND(1.0)	BRL	ND(1.0)	ND(2.0)	0.29 J	ND(2.0)	ND(2.0)	ND(10)	
	10/27/2014	ND(0.50)	ND(1.0)	ND(1.0)	ND(1.0)	BRL	ND(1.0)	ND(2.0)	0.31 J	ND(2.0)	ND(2.0)	ND(10)	
	11/03/2014	ND(0.50)	ND(1.0)	ND(1.0)	ND(1.0)	BRL	ND(1.0)	ND(2.0)	0.26 J	ND(2.0)	ND(2.0)	ND(10)	
	11/10/2014	ND(0.50)	ND(1.0)	ND(1.0)	ND(1.0)	BRL	ND(1.0)	ND(2.0)	ND(2.0)	ND(2.0)	ND(2.0)	ND(10)	
	11/17/2014	ND(0.50)	ND(1.0)	ND(1.0)	ND(1.0)	BRL	0.26 J	0.25 J	0.35 J	ND(2.0)	ND(2.0)	ND(10)	
	11/24/2014	ND(0.50)	ND(1.0)	ND(1.0)	ND(1.0)	BRL	ND(1.0)	ND(2.0)	0.29 J	ND(2.0)	ND(2.0)	ND(10)	
	12/01/2014	ND(0.50)	ND(1.0)	ND(1.0)	ND(1.0)	BRL	ND(1.0)	ND(2.0)	0.27 J	ND(2.0)	ND(2.0)	ND(10)	
	12/08/2014	ND(0.50)	ND(1.0)	ND(1.0)	ND(1.0)	BRL	ND(1.0)	0.22 J	0.35 J	ND(2.0)	ND(2.0)	ND(10)	
	12/15/2014	ND(0.50)	ND(1.0)	ND(1.0)	ND(1.0)	BRL	ND(1.0)	ND(2.0)	ND(2.0)	ND(2.0)	ND(2.0)	ND(10)	
	12/22/2014	ND(0.50)	ND(1.0)	ND(1.0)	ND(1.0)	BRL	ND(1.0)	ND(2.0)	0.27 J	ND(2.0)	ND(2.0)	ND(10)	
	12/29/2014	ND(0.50)	ND(1.0)	ND(1.0)	ND(1.0)	BRL	ND(1.0)	ND(2.0)	0.39 J	ND(2.0)	ND(2.0)	ND(10)	
	01/05/2015	ND(1)	ND(1)	ND(1)	ND(1)	BRL	ND(1)	ND(1)	ND(1)	ND(1)	ND(1)	ND(5)	
	01/12/2015	ND(1)	ND(1)	ND(1)	ND(1)	BRL	ND(1)	ND(1)	ND(1)	ND(1)	ND(1)	ND(5)	
	01/19/2015	ND(1)	ND(1)	ND(1)	ND(1)	BRL	ND(1)	ND(1)	ND(1)	ND(1)	ND(1)	ND(5)	
	01/27/2015	ND(1)	ND(1)	ND(1)	ND(1)	BRL	ND(1)	ND(1)	ND(1)	ND(1)	ND(1)	ND(5)	
	02/02/2015	ND(1)	ND(1)	ND(1)	ND(1)	BRL	ND(1)	ND(1)	ND(1)	ND(1)	ND(1)	ND(5)	
	02/09/2015	ND(1)	ND(1)	ND(1)	ND(1)	BRL	ND(1)	ND(1)	ND(1)	ND(1)	ND(1)	ND(5)	
	02/17/2015	ND(1)	ND(1)	ND(1)	ND(1)	BRL	ND(1)	ND(1)	ND(1)	ND(1)	ND(1)	ND(5)	
	02/24/2015	ND(1)	ND(1)	ND(1)	ND(1)	BRL	ND(1)	ND(1)	ND(1)	ND(1)	ND(1)	ND(5)	
	03/02/2015	ND(1)	ND(1)	ND(1)	ND(1)	BRL	ND(1)	ND(1)	ND(1)	ND(1)	ND(1)	ND(5)	
03/09/2015	ND(1)	ND(1)	ND(1)	ND(1)	BRL	ND(1)	ND(1)	ND(1)	ND(1)	ND(1)	ND(5)		
03/16/2015	ND(1)	ND(1)	ND(1)	ND(1)	BRL	ND(1)	ND(1)	ND(1)	ND(1)	ND(1)	ND(5)		

TABLE 1

**Summary of Groundwater Analytical Results
Inactive Exxon Facility #28077
14528 Jarrettsville Pike
Phoenix, Maryland**

August 8, 2005 through January 22, 2019

Sample ID	Date	Benzene (µg/L)	Toluene (µg/L)	Ethyl- benzene (µg/L)	Total Xylenes (µg/L)	Total BTEX (µg/L)	MTBE (µg/L)	DIPE (µg/L)	ETBE (µg/L)	TAME (µg/L)	TBA (µg/L)	Comments
MW-168(75)	03/23/2015	ND(1)	ND(1)	ND(1)	ND(1)	BRL	ND(1)	ND(1)	ND(1)	ND(1)	ND(5)	
	03/30/2015	ND(1)	ND(1)	ND(1)	ND(1)	BRL	ND(1)	ND(1)	ND(1)	ND(1)	ND(5)	
	04/06/2015	ND(1)	ND(1)	ND(1)	ND(1)	BRL	ND(1)	ND(1)	ND(1)	ND(1)	ND(5)	
	04/13/2015	ND(1)	ND(1)	ND(1)	ND(1)	BRL	ND(1)	ND(1)	ND(1)	ND(1)	ND(5)	
	04/20/2015	ND(1)	ND(1)	ND(1)	ND(1)	BRL	ND(1)	ND(1)	ND(1)	ND(1)	ND(5)	
	04/27/2015	ND(1)	ND(1)	ND(1)	ND(1)	BRL	ND(1)	ND(1)	ND(1)	ND(1)	ND(5)	
	05/04/2015	ND(1)	ND(1)	ND(1)	ND(1)	BRL	ND(1)	ND(1)	ND(1)	ND(1)	15	
	05/11/2015	ND(1)	ND(1)	ND(1)	ND(1)	BRL	ND(1)	ND(1)	ND(1)	ND(1)	ND(5)	
	05/18/2015	ND(1)	ND(1)	ND(1)	ND(1)	BRL	ND(1)	ND(1)	ND(1)	ND(1)	ND(5)	
	05/26/2015	ND(1)	ND(1)	ND(1)	ND(1)	BRL	ND(1)	ND(1)	ND(1)	ND(1)	ND(5)	
	06/01/2015	ND(1)	ND(1)	ND(1)	ND(1)	BRL	ND(1)	ND(1)	ND(1)	ND(1)	ND(5)	
	06/08/2015	ND(1)	ND(1)	ND(1)	ND(1)	BRL	ND(1)	ND(1)	ND(1)	ND(1)	ND(5)	
	06/15/2015	ND(1)	ND(1)	ND(1)	ND(1)	BRL	ND(1)	ND(1)	ND(1)	ND(1)	ND(5)	
	06/22/2015	ND(1)	ND(1)	ND(1)	ND(1)	BRL	ND(1)	ND(1)	ND(1)	ND(1)	ND(5)	
	06/29/2015	ND(1)	ND(1)	ND(1)	ND(1)	BRL	ND(1)	ND(1)	ND(1)	ND(1)	ND(5)	
	07/06/2015	ND(1)	ND(1)	ND(1)	ND(1)	BRL	ND(1)	ND(1)	ND(1)	ND(1)	ND(5)	
	07/13/2015	ND(1)	ND(1)	ND(1)	ND(1)	BRL	ND(1)	ND(1)	ND(1)	ND(1)	ND(5)	
	07/20/2015	ND(1)	ND(1)	ND(1)	ND(1)	BRL	ND(1)	ND(1)	ND(1)	ND(1)	ND(5)	
	07/27/2015	ND(1)	ND(1)	ND(1)	ND(1)	BRL	ND(1)	ND(1)	ND(1)	ND(1)	ND(5)	
	08/03/2015	ND(1)	ND(1)	ND(1)	ND(1)	BRL	ND(1)	ND(1)	ND(1)	ND(1)	ND(5)	
	08/10/2015	ND(1)	ND(1)	ND(1)	ND(1)	BRL	ND(1)	ND(1)	ND(1)	ND(1)	ND(5)	
	08/17/2015	ND(1)	ND(1)	ND(1)	ND(1)	BRL	ND(1)	ND(1)	ND(1)	ND(1)	ND(5)	
	08/31/2015	ND(1)	ND(1)	ND(1)	ND(1)	BRL	2	ND(1)	ND(1)	ND(1)	ND(5)	
	09/08/2015	ND(1)	ND(1)	ND(1)	ND(1)	BRL	4	ND(1)	ND(1)	ND(1)	ND(5)	
	09/14/2015	ND(1)	ND(1)	ND(1)	ND(1)	BRL	1	ND(1)	ND(1)	ND(1)	ND(5)	
	09/21/2015	ND(1)	ND(1)	ND(1)	0.6 J	0.6 J	3	ND(1)	ND(1)	ND(1)	ND(5)	
	09/28/2015	ND(1)	ND(1)	ND(1)	ND(1)	BRL	ND(1)	ND(1)	ND(1)	ND(1)	ND(5)	
10/05/2015	ND(1)	ND(1)	ND(1)	0.5 J	0.5 J	2	ND(1)	ND(1)	ND(1)	ND(5)		
10/12/2015	ND(1)	ND(1)	ND(1)	ND(1)	BRL	ND(1)	ND(1)	ND(1)	ND(1)	ND(5)		
10/22/2015	ND(1)	ND(1)	ND(1)	ND(1)	BRL	ND(1)	ND(1)	ND(1)	ND(1)	ND(5)		
10/26/2015	ND(1)	ND(1)	ND(1)	ND(1)	BRL	1	ND(1)	ND(1)	ND(1)	ND(5)		
11/03/2015	ND(1)	ND(1)	ND(1)	ND(1)	BRL	ND(1)	ND(1)	ND(1)	ND(1)	ND(5)		
11/10/2015	ND(1)	ND(1)	ND(1)	ND(1)	BRL	0.7 J	ND(1)	ND(1)	ND(1)	ND(5)		
11/16/2015	ND(1)	ND(1)	ND(1)	ND(1)	BRL	ND(1)	ND(1)	ND(1)	ND(1)	ND(5)		
11/23/2015	ND(1)	ND(1)	ND(1)	ND(1)	BRL	ND(1)	ND(1)	ND(1)	ND(1)	ND(5)		

TABLE 1

**Summary of Groundwater Analytical Results
Inactive Exxon Facility #28077
14528 Jarrettsville Pike
Phoenix, Maryland**

August 8, 2005 through January 22, 2019

Sample ID	Date	Benzene (µg/L)	Toluene (µg/L)	Ethyl- benzene (µg/L)	Total Xylenes (µg/L)	Total BTEX (µg/L)	MTBE (µg/L)	DIPE (µg/L)	ETBE (µg/L)	TAME (µg/L)	TBA (µg/L)	Comments
MW-168(75)	11/30/2015	ND(1)	ND(1)	ND(1)	ND(1)	BRL	ND(1)	ND(1)	ND(1)	ND(1)	ND(5)	
	12/08/2015	ND(1)	ND(1)	ND(1)	ND(1)	BRL	ND(1)	ND(1)	ND(1)	ND(1)	ND(5)	
	12/14/2015	ND(1)	ND(1)	ND(1)	ND(1)	BRL	ND(1)	ND(1)	ND(1)	ND(1)	ND(5)	
	12/22/2015	ND(1)	ND(1)	ND(1)	ND(1)	BRL	0.6 J	ND(1)	ND(1)	ND(1)	ND(5)	
	12/31/2015	ND(1)	ND(1)	ND(1)	ND(1)	BRL	0.6 J	ND(1)	ND(1)	ND(1)	ND(5)	
	01/06/2016	ND(1)	ND(1)	ND(1)	ND(1)	BRL	ND(1)	ND(1)	ND(1)	ND(1)	ND(5)	
	01/15/2016	ND(1)	ND(1)	ND(1)	ND(1)	BRL	ND(1)	ND(1)	ND(1)	ND(1)	ND(5)	
	01/21/2016	ND(1)	ND(1)	ND(1)	ND(1)	BRL	ND(1)	ND(1)	ND(1)	ND(1)	ND(5)	
	01/29/2016	ND(1)	ND(1)	ND(1)	ND(1)	BRL	ND(1)	ND(1)	ND(1)	ND(1)	ND(5)	
	02/04/2016	ND(1)	ND(1)	ND(1)	ND(1)	BRL	ND(1)	ND(1)	ND(1)	ND(1)	ND(5)	
	02/08/2016	ND(1)	ND(1)	ND(1)	ND(1)	BRL	ND(1)	ND(1)	ND(1)	ND(1)	ND(5)	
	02/17/2016	ND(1)	ND(1)	ND(1)	ND(1)	BRL	ND(1)	ND(1)	ND(1)	ND(1)	ND(5)	
	02/22/2016	ND(1)	ND(1)	ND(1)	ND(1)	BRL	ND(1)	ND(1)	ND(1)	ND(1)	ND(5)	
	03/03/2016	ND(1)	ND(1)	ND(1)	ND(1)	BRL	ND(1)	ND(1)	ND(1)	ND(1)	ND(5)	
	03/11/2016	ND(1)	ND(1)	ND(1)	ND(1)	BRL	ND(1)	ND(1)	ND(1)	ND(1)	ND(5)	
	03/15/2016	ND(1)	ND(1)	ND(1)	ND(1)	BRL	ND(1)	ND(1)	ND(1)	ND(1)	ND(5)	
	03/25/2016	ND(1)	ND(1)	ND(1)	ND(1)	BRL	ND(1)	ND(1)	ND(1)	ND(1)	ND(5)	
	03/30/2016	ND(1)	ND(1)	ND(1)	ND(1)	BRL	ND(1)	ND(1)	ND(1)	ND(1)	ND(5)	
	04/08/2016	ND(1)	ND(1)	ND(1)	ND(1)	BRL	ND(1)	ND(1)	ND(1)	ND(1)	ND(20)	
	04/14/2016	ND(1)	ND(1)	ND(1)	ND(1)	BRL	ND(1)	ND(1)	ND(1)	ND(1)	ND(5)	
	04/20/2016	ND(1)	ND(1)	ND(1)	ND(1)	BRL	ND(1)	ND(1)	ND(1)	ND(1)	ND(5)	
	04/28/2016	ND(1)	ND(1)	ND(1)	ND(1)	BRL	ND(1)	ND(1)	ND(1)	ND(1)	ND(5)	
	05/05/2016	ND(1)	ND(1)	ND(1)	ND(1)	BRL	ND(1)	ND(1)	ND(1)	ND(1)	ND(5)	
	06/27/2016	ND(1)	ND(1)	ND(1)	ND(1)	BRL	ND(1)	ND(1)	ND(1)	ND(1)	ND(5)	
	07/07/2016	ND(1)	ND(1)	ND(1)	ND(1)	BRL	ND(1)	ND(1)	ND(1)	ND(1)	ND(5)	
	08/05/2016	ND(1)	ND(1)	ND(1)	ND(1)	BRL	ND(1)	ND(1)	ND(1)	ND(1)	ND(5)	
	09/27/2016	ND(1)	ND(1)	ND(1)	ND(1)	BRL	ND(1)	ND(1)	ND(1)	ND(1)	ND(20)	
	10/18/2016	ND(1)	ND(1)	ND(1)	ND(1)	BRL	ND(1)	ND(1)	ND(1)	ND(1)	ND(5)	
	11/23/2016	ND(1)	ND(1)	ND(1)	ND(1)	BRL	ND(1)	ND(1)	ND(1)	ND(1)	ND(5)	
	12/20/2016	ND(1)	ND(1)	ND(1)	ND(1)	BRL	ND(1)	ND(1)	ND(1)	ND(1)	ND(5)	
01/06/2017	ND(1)	ND(1)	ND(1)	ND(1)	BRL	ND(1)	ND(1)	ND(1)	ND(1)	ND(5)		
02/22/2017	ND(1)	ND(1)	ND(1)	ND(1)	BRL	ND(1)	ND(1)	ND(1)	ND(1)	ND(5)		
03/29/2017	ND(1)	ND(1)	ND(1)	ND(1)	BRL	ND(1)	ND(1)	ND(1)	ND(1)	ND(5)		
04/25/2017	ND(1)	ND(1)	ND(1)	ND(1)	BRL	ND(1)	ND(1)	ND(1)	ND(1)	ND(5)		
05/17/2017	ND(1)	ND(1)	ND(1)	ND(1)	BRL	ND(1)	ND(1)	ND(1)	ND(1)	ND(5)		

TABLE 1

**Summary of Groundwater Analytical Results
Inactive Exxon Facility #28077
14528 Jarrettsville Pike
Phoenix, Maryland**

August 8, 2005 through January 22, 2019

Sample ID	Date	Benzene (µg/L)	Toluene (µg/L)	Ethyl- benzene (µg/L)	Total Xylenes (µg/L)	Total BTEX (µg/L)	MTBE (µg/L)	DIPE (µg/L)	ETBE (µg/L)	TAME (µg/L)	TBA (µg/L)	Comments
MW-168(75)	06/28/2017	ND(1)	ND(1)	ND(1)	ND(1)	BRL	ND(1)	ND(1)	ND(1)	ND(1)	ND(5)	
	07/24/2017	ND(1)	ND(1)	ND(1)	ND(1)	BRL	ND(1)	ND(1)	ND(1)	ND(1)	3 J	
	08/31/2017	ND(1)	ND(1)	ND(1)	ND(1)	BRL	ND(1)	ND(1)	ND(1)	ND(1)	8	
	01/29/2018	ND(1)	ND(1)	ND(1)	ND(1)	BRL	7	ND(1)	ND(1)	ND(1)	ND(20)	
	02/26/2018	ND(1)	ND(1)	ND(1)	ND(1)	BRL	3	ND(1)	ND(1)	ND(1)	5	
	03/09/2018	ND(1)	ND(1)	ND(1)	ND(1)	BRL	3	ND(1)	ND(1)	ND(1)	ND(5)	
	04/05/2018	ND(1)	ND(1)	ND(1)	0.5 J	0.5 J	8	ND(1)	ND(1)	ND(1)	ND(5)	
	11/26/2018	ND(1)	ND(1)	ND(1)	ND(5)	BRL	0.3 J	ND(1)	0.2 J	ND(1)	ND(25)	
	12/20/2018	ND(1)	ND(1)	ND(1)	ND(5)	BRL	0.4 J	ND(1)	0.2 J	ND(1)	ND(25)	
MW-168(87)	03/12/2009	16.7	3.8	ND(2.5)	39.5	60.0	1170	4.5 J	16.1	78.6	ND(63)	
	04/08/2009	10.7	4.2	ND(1.0)	38.1	53.0	1000	7.1	22.9	98.7	ND(25)	
	04/15/2009	6.6	1.6	ND(1.0)	31.7	39.9	1630	6.5	24.2	104	ND(25)	
	04/22/2009	7	0.98 J	ND(1.0)	33.8	42 J	808	6.5	19.1	74.8	ND(25)	
	04/29/2009	7.5	0.98 J	ND(1.0)	44	52 J	719	4.1 J	13.9	56.5	ND(25)	
	05/06/2009	12.9	ND(5.0)	ND(5.0)	53.7	66.6	910	5.2 J	17.6 J	64.3	ND(130)	
	05/14/2009	25.4	4.2	ND(1.0)	53	83	1020	5.3	19.2	82.2	ND(25)	
	05/20/2009	21.4	3.2	ND(1.0)	39	64	1180	6.6	21.7	84.2	ND(25)	
	05/27/2009	10.6	1.8	ND(1.0)	36.9	49.3	675	3.5 J	12.5	58.9	19 J	
	06/03/2009	7.8	1.7	0.28 J	21.9	31.7 J	830	4.2 J	13.6	56.1	ND(25)	
	06/10/2009	0.82 J	ND(1.0)	ND(1.0)	2.6	3.4 J	791	3.6 J	12.3	55.2	ND(25)	
	06/17/2009	ND(1.0)	ND(1.0)	ND(1.0)	ND(1.0)	BRL	234	1.4 J	5	20.7	ND(25)	
	06/24/2009	0.37 J	ND(1.0)	ND(1.0)	0.35 J	0.72 J	653	3.3 J	11.3	51	ND(25)	
	07/01/2009	0.25 J	ND(1.0)	ND(1.0)	ND(1.0)	0.25 J	522	2.2 J	8.1	38.2	ND(25)	
	07/16/2009	ND(5.0)	ND(5.0)	ND(5.0)	ND(5.0)	BRL	705	2.3 J	9.4 J	47.5	ND(130)	
	07/29/2009	0.62 J	ND(1.0)	ND(1.0)	2.1	2.7 J	464	2.7 J	9	33.3	ND(25)	
	08/11/2009	ND(1.0)	0.34 J	ND(1.0)	ND(1.0)	0.34 J	134	0.92 J	2.3 J	7.8	ND(25)	
	08/25/2009	ND(1.0)	0.63 J	0.32 J	0.82 J	1.77 J	141	1.1 J	3.1 J	8.7	ND(25)	
	09/08/2009	0.78 J	0.66 J	ND(1.0)	2.9	4.3 J	406	2.4 J	7.7	30.7	ND(25)	
	09/22/2009	0.58 J	ND(1.0)	ND(1.0)	2.6	3.2 J	373	2 J	6.9	24.3	ND(25)	
10/06/2009	0.25 J	ND(1.0)	ND(1.0)	1.1	1.4 J	145	1.1 J	3.4 J	10.1	ND(25)		
10/20/2009	ND(1.0)	ND(1.0)	ND(1.0)	3.5	3.5	206	1.4 J	4.6 J	18.4	ND(25)		
11/03/2009	0.41 J	0.59 J	0.31 J	2.1	3.4 J	266	1.5 J	4.8 J	18.3	ND(25)		
12/03/2009	0.54 J	ND(1.0)	0.28 J	3.2	4.0 J	246	1.5 J	4.9 J	15.5	ND(25)		
01/05/2010	0.54 J	ND(1.0)	ND(1.0)	2.6	3.1 J	195	1.2 J	3.9 J	11.9	ND(25)		
02/02/2010	0.4 J	ND(1.0)	ND(1.0)	2	2 J	127	0.68 J	2.4 J	7.1	ND(25)		

TABLE 1

**Summary of Groundwater Analytical Results
Inactive Exxon Facility #28077
14528 Jarrettsville Pike
Phoenix, Maryland**

August 8, 2005 through January 22, 2019

Sample ID	Date	Benzene (µg/L)	Toluene (µg/L)	Ethyl- benzene (µg/L)	Total Xylenes (µg/L)	Total BTEX (µg/L)	MTBE (µg/L)	DIPE (µg/L)	ETBE (µg/L)	TAME (µg/L)	TBA (µg/L)	Comments
MW-168(87)	03/02/2010	ND(1.0)	0.60 J	ND(1.0)	0.75 J	1.35 J	16	ND(5.0)	1 J	0.76 J	ND(25)	
	03/16/2010	0.84 J	ND(1.0)	ND(1.0)	1.7	2.5 J	136	0.60 J	2 J	6.1	ND(25)	
	03/22/2010	ND(1.0)	ND(1.0)	ND(1.0)	ND(1.0)	BRL	1.1	ND(5.0)	0.39 J	ND(5.0)	ND(25)	
	04/25/2011	ND(1.0)	ND(1.0)	ND(1.0)	ND(1.0)	BRL	17.9	0.51 J	1.3 J	ND(5.0)	ND(25)	
	12/05/2011	ND(1.0)	ND(1.0)	ND(1.0)	ND(1.0)	BRL	1.3	ND(5.0)	ND(5.0)	ND(5.0)	ND(25)	
	01/09/2012	ND(1.0)	ND(1.0)	ND(1.0)	ND(1.0)	BRL	ND(1.0)	ND(5.0)	ND(5.0)	ND(5.0)	ND(25)	
	01/24/2012	ND(1.0)	ND(1.0)	ND(1.0)	ND(1.0)	BRL	ND(1.0)	ND(5.0)	ND(5.0)	ND(5.0)	ND(25)	
	01/30/2012	ND(1.0)	ND(1.0)	ND(1.0)	ND(1.0)	BRL	ND(1.0)	ND(5.0)	ND(5.0)	ND(5.0)	ND(25)	
	02/07/2012	ND(1.0)	ND(1.0)	ND(1.0)	ND(1.0)	BRL	ND(1.0)	ND(5.0)	ND(5.0)	ND(5.0)	ND(25)	
	02/13/2012	ND(1.0)	ND(1.0)	ND(1.0)	ND(1.0)	BRL	ND(1.0)	ND(5.0)	ND(5.0)	ND(5.0)	ND(25)	
	02/21/2012	ND(1.0)	ND(1.0)	ND(1.0)	ND(1.0)	BRL	ND(1.0)	ND(5.0)	ND(5.0)	ND(5.0)	ND(25)	
	02/28/2012	ND(1.0)	ND(1.0)	ND(1.0)	ND(1.0)	BRL	ND(1.0)	ND(5.0)	ND(5.0)	ND(5.0)	ND(25)	
	03/06/2012	ND(1.0)	ND(1.0)	ND(1.0)	ND(1.0)	BRL	ND(1.0)	ND(5.0)	ND(5.0)	ND(5.0)	ND(25)	
	03/12/2012	ND(1.0)	ND(1.0)	ND(1.0)	ND(1.0)	BRL	ND(1.0)	ND(5.0)	ND(5.0)	ND(5.0)	ND(25)	
	03/20/2012	ND(1.0)	ND(1.0)	ND(1.0)	ND(1.0)	BRL	ND(1.0)	ND(5.0)	ND(5.0)	ND(5.0)	ND(25)	
	03/27/2012	ND(1.0)	ND(1.0)	ND(1.0)	ND(1.0)	BRL	ND(1.0)	ND(5.0)	ND(5.0)	ND(5.0)	ND(25)	
	04/03/2012	ND(1.0)	ND(1.0)	ND(1.0)	ND(1.0)	BRL	ND(1.0)	ND(5.0)	ND(5.0)	ND(5.0)	ND(25)	
	04/10/2012	ND(1.0)	ND(1.0)	ND(1.0)	ND(1.0)	BRL	ND(1.0)	ND(5.0)	ND(5.0)	ND(5.0)	ND(25)	
	04/17/2012	ND(1.0)	ND(1.0)	ND(1.0)	ND(1.0)	BRL	ND(1.0)	ND(5.0)	ND(5.0)	ND(5.0)	ND(25)	
	04/24/2012	ND(1.0)	ND(1.0)	ND(1.0)	ND(1.0)	BRL	ND(1.0)	ND(5.0)	ND(5.0)	ND(5.0)	ND(25)	
	05/01/2012	ND(1.0)	ND(1.0)	ND(1.0)	ND(1.0)	BRL	ND(1.0)	ND(5.0)	ND(5.0)	ND(5.0)	ND(25)	
	05/08/2012	ND(1.0)	ND(1.0)	ND(1.0)	ND(1.0)	BRL	ND(1.0)	ND(5.0)	ND(5.0)	ND(5.0)	ND(25)	
	05/15/2012	ND(1.0)	ND(1.0)	ND(1.0)	ND(1.0)	BRL	ND(1.0)	ND(5.0)	ND(5.0)	ND(5.0)	ND(25)	
	05/22/2012	ND(1.0)	ND(1.0)	ND(1.0)	ND(1.0)	BRL	ND(1.0)	ND(5.0)	ND(5.0)	ND(5.0)	ND(25)	
	05/29/2012	ND(1.0)	ND(1.0)	ND(1.0)	ND(1.0)	BRL	ND(1.0)	ND(5.0)	ND(5.0)	ND(5.0)	ND(25)	
	06/05/2012	ND(1.0)	ND(1.0)	ND(1.0)	ND(1.0)	BRL	ND(1.0)	ND(5.0)	ND(5.0)	ND(5.0)	ND(25)	
	06/12/2012	ND(1.0)	ND(1.0)	ND(1.0)	ND(1.0)	BRL	ND(1.0)	ND(5.0)	ND(5.0)	ND(5.0)	ND(25)	
	06/18/2012	ND(1.0)	ND(1.0)	ND(1.0)	ND(1.0)	BRL	ND(1.0)	ND(5.0)	ND(5.0)	ND(5.0)	ND(25)	
	06/25/2012	ND(1.0)	ND(1.0)	ND(1.0)	ND(1.0)	BRL	ND(1.0)	ND(5.0)	ND(5.0)	ND(5.0)	ND(25)	
	07/03/2012	ND(1.0)	ND(1.0)	ND(1.0)	ND(1.0)	BRL	7	ND(5.0)	0.36 J	ND(5.0)	ND(25)	
07/09/2012	ND(1.0)	ND(1.0)	ND(1.0)	ND(1.0)	BRL	1.3	ND(5.0)	0.27 J	ND(5.0)	ND(25)		
08/13/2012	ND(1.0)	ND(1.0)	ND(1.0)	ND(1.0)	BRL	ND(1.0)	ND(5.0)	ND(5.0)	ND(5.0)	ND(25)		
08/20/2012	ND(1.0)	ND(1.0)	ND(1.0)	ND(1.0)	BRL	ND(1.0)	ND(5.0)	ND(5.0)	ND(5.0)	ND(25)		
08/28/2012	ND(1.0)	ND(1.0)	ND(1.0)	ND(1.0)	BRL	ND(1.0)	ND(5.0)	ND(5.0)	ND(5.0)	ND(25)		
09/04/2012	ND(1.0)	ND(1.0)	ND(1.0)	ND(1.0)	BRL	ND(1.0)	ND(5.0)	ND(5.0)	ND(5.0)	ND(25)		

TABLE 1

**Summary of Groundwater Analytical Results
Inactive Exxon Facility #28077
14528 Jarrettsville Pike
Phoenix, Maryland**

August 8, 2005 through January 22, 2019

Sample ID	Date	Benzene (µg/L)	Toluene (µg/L)	Ethyl- benzene (µg/L)	Total Xylenes (µg/L)	Total BTEX (µg/L)	MTBE (µg/L)	DIPE (µg/L)	ETBE (µg/L)	TAME (µg/L)	TBA (µg/L)	Comments
MW-168(87)	09/10/2012	ND(1.0)	ND(1.0)	ND(1.0)	ND(1.0)	BRL	ND(1.0)	ND(5.0)	ND(5.0)	ND(5.0)	ND(25)	
	09/18/2012	ND(1.0)	ND(1.0)	ND(1.0)	ND(1.0)	BRL	ND(1.0)	ND(5.0)	ND(5.0)	ND(5.0)	ND(25)	
	09/24/2012	ND(1.0)	ND(1.0)	ND(1.0)	ND(1.0)	BRL	ND(1.0)	ND(5.0)	ND(5.0)	ND(5.0)	ND(25)	
	10/01/2012	ND(1.0)	ND(1.0)	ND(1.0)	ND(1.0)	BRL	ND(1.0)	ND(5.0)	ND(5.0)	ND(5.0)	ND(25)	
	10/08/2012	ND(1.0)	ND(1.0)	ND(1.0)	ND(1.0)	BRL	ND(1.0)	ND(5.0)	ND(5.0)	ND(5.0)	ND(25)	
	10/15/2012	ND(1.0)	ND(1.0)	ND(1.0)	ND(1.0)	BRL	ND(1.0)	ND(5.0)	ND(5.0)	ND(5.0)	ND(25)	
	10/22/2012	ND(1.0)	ND(1.0)	ND(1.0)	ND(1.0)	BRL	ND(1.0)	ND(5.0)	ND(5.0)	ND(5.0)	ND(25)	
	10/31/2012	ND(0.5)	ND(1.0)	ND(1.0)	ND(1.0)	BRL	ND(1.0)	ND(2)	ND(2)	ND(2)	ND(20)	
	11/05/2012	ND(1.0)	ND(1.0)	ND(1.0)	ND(1.0)	BRL	ND(1.0)	ND(5.0)	ND(5.0)	ND(5.0)	ND(25)	
	11/12/2012	ND(1.0)	ND(1.0)	ND(1.0)	ND(1.0)	BRL	ND(1.0)	ND(5.0)	ND(5.0)	ND(5.0)	ND(25)	
	11/19/2012	ND(1.0)	ND(1.0)	ND(1.0)	ND(1.0)	BRL	0.3 J	ND(5.0)	ND(5.0)	ND(5.0)	ND(25)	
	11/26/2012	ND(1.0)	ND(1.0)	ND(1.0)	ND(1.0)	BRL	ND(1.0)	ND(5.0)	ND(5.0)	ND(5.0)	ND(25)	
	12/04/2012	ND(1.0)	ND(1.0)	ND(1.0)	ND(1.0)	BRL	ND(1.0)	ND(5.0)	ND(5.0)	ND(5.0)	ND(25)	
	12/10/2012	ND(1.0)	ND(1.0)	ND(1.0)	ND(1.0)	BRL	ND(1.0)	ND(5.0)	ND(5.0)	ND(5.0)	ND(25)	
	12/17/2012	ND(1.0)	ND(1.0)	ND(1.0)	ND(1.0)	BRL	ND(1.0)	ND(5.0)	ND(5.0)	ND(5.0)	ND(25)	
	12/26/2012	ND(1.0)	ND(1.0)	ND(1.0)	ND(1.0)	BRL	ND(1.0)	ND(5.0)	ND(5.0)	ND(5.0)	ND(25)	
	01/02/2013	ND(1.0)	ND(1.0)	ND(1.0)	ND(1.0)	BRL	ND(1.0)	ND(5.0)	ND(5.0)	ND(5.0)	ND(25)	
	01/07/2013	ND(1.0)	ND(1.0)	ND(1.0)	ND(1.0)	BRL	ND(1.0)	ND(5.0)	ND(5.0)	ND(5.0)	ND(25)	
	01/14/2013	ND(1.0)	ND(1.0)	ND(1.0)	ND(1.0)	BRL	ND(1.0)	ND(5.0)	ND(5.0)	ND(5.0)	ND(25)	
	01/21/2013	ND(1.0)	ND(1.0)	ND(1.0)	ND(1.0)	BRL	ND(1.0)	ND(5.0)	ND(5.0)	ND(5.0)	ND(25)	
	01/28/2013	ND(1.0)	ND(1.0)	ND(1.0)	ND(1.0)	BRL	2.9	ND(5.0)	ND(5.0)	ND(5.0)	ND(25)	
	02/04/2013	ND(1.0)	ND(1.0)	ND(1.0)	ND(1.0)	BRL	ND(1.0)	ND(5.0)	ND(5.0)	ND(5.0)	ND(25)	
	02/11/2013	ND(1.0)	ND(1.0)	ND(1.0)	ND(1.0)	BRL	ND(1.0)	ND(5.0)	ND(5.0)	ND(5.0)	ND(25)	
	02/18/2013	ND(1.0)	ND(1.0)	ND(1.0)	ND(1.0)	BRL	ND(1.0)	ND(5.0)	ND(5.0)	ND(5.0)	ND(25)	
	02/25/2013	ND(1.0)	ND(1.0)	ND(1.0)	ND(1.0)	BRL	ND(1.0)	ND(5.0)	ND(5.0)	ND(5.0)	ND(25)	
	03/04/2013	ND(1.0)	ND(1.0)	ND(1.0)	ND(1.0)	BRL	ND(1.0)	ND(5.0)	ND(5.0)	ND(5.0)	ND(25)	
	03/11/2013	ND(1.0)	ND(1.0)	ND(1.0)	ND(1.0)	BRL	ND(1.0)	ND(5.0)	ND(5.0)	ND(5.0)	ND(25)	
	03/18/2013	ND(1.0)	ND(1.0)	ND(1.0)	ND(1.0)	BRL	ND(1.0)	ND(5.0)	ND(5.0)	ND(5.0)	ND(25)	
	03/26/2013	ND(1.0)	ND(1.0)	ND(1.0)	ND(1.0)	BRL	2	ND(5.0)	ND(5.0)	ND(5.0)	ND(25)	
	04/01/2013	ND(1.0)	ND(1.0)	ND(1.0)	ND(1.0)	BRL	0.24 J	ND(5.0)	ND(5.0)	ND(5.0)	ND(25)	
04/08/2013	ND(1.0)	ND(1.0)	ND(1.0)	ND(1.0)	BRL	ND(1.0)	ND(5.0)	ND(5.0)	ND(5.0)	ND(25)		
04/16/2013	ND(1.0)	ND(1.0)	ND(1.0)	ND(1.0)	BRL	ND(1.0)	ND(5.0)	ND(5.0)	ND(5.0)	ND(25)		
04/22/2013	ND(1.0)	ND(1.0)	ND(1.0)	ND(1.0)	BRL	ND(1.0)	ND(5.0)	ND(5.0)	ND(5.0)	ND(25)		
04/29/2013	ND(1.0)	ND(1.0)	ND(1.0)	ND(1.0)	BRL	ND(1.0)	ND(5.0)	ND(5.0)	ND(5.0)	ND(25)		
05/06/2013	ND(1.0)	ND(1.0)	ND(1.0)	ND(1.0)	BRL	ND(1.0)	ND(5.0)	ND(5.0)	ND(5.0)	ND(25)		

TABLE 1

**Summary of Groundwater Analytical Results
Inactive Exxon Facility #28077
14528 Jarrettsville Pike
Phoenix, Maryland**

August 8, 2005 through January 22, 2019

Sample ID	Date	Benzene (µg/L)	Toluene (µg/L)	Ethyl- benzene (µg/L)	Total Xylenes (µg/L)	Total BTEX (µg/L)	MTBE (µg/L)	DIPE (µg/L)	ETBE (µg/L)	TAME (µg/L)	TBA (µg/L)	Comments
MW-168(87)	05/13/2013	ND(1.0)	ND(1.0)	ND(1.0)	ND(1.0)	BRL	ND(1.0)	ND(5.0)	ND(5.0)	ND(5.0)	ND(25)	
	05/20/2013	ND(1.0)	0.39 J	ND(1.0)	ND(1.0)	0.39 J	ND(1.0)	ND(5.0)	ND(5.0)	ND(5.0)	ND(25)	
	05/28/2013	ND(1.0)	ND(1.0)	ND(1.0)	ND(1.0)	BRL	ND(1.0)	ND(5.0)	ND(5.0)	ND(5.0)	ND(25)	
	06/03/2013	ND(1.0)	ND(1.0)	ND(1.0)	ND(1.0)	BRL	ND(1.0)	ND(5.0)	ND(5.0)	ND(5.0)	ND(25)	
	06/10/2013	ND(1.0)	ND(1.0)	ND(1.0)	ND(1.0)	BRL	ND(1.0)	ND(5.0)	ND(5.0)	ND(5.0)	ND(25)	
	06/17/2013	ND(1.0)	ND(1.0)	ND(1.0)	ND(1.0)	BRL	ND(1.0)	ND(5.0)	ND(5.0)	ND(5.0)	ND(25)	
	06/24/2013	ND(1.0)	ND(1.0)	ND(1.0)	ND(1.0)	BRL	ND(1.0)	ND(5.0)	ND(5.0)	ND(5.0)	ND(25)	
	07/01/2013	ND(1.0)	ND(1.0)	ND(1.0)	ND(1.0)	BRL	ND(1.0)	ND(5.0)	ND(5.0)	ND(5.0)	ND(25)	
	07/08/2013	ND(1.0)	ND(1.0)	ND(1.0)	ND(1.0)	BRL	ND(1.0)	ND(5.0)	ND(5.0)	ND(5.0)	ND(25)	
	07/15/2013	ND(1.0)	ND(1.0)	ND(1.0)	ND(1.0)	BRL	0.35 J	ND(5.0)	ND(5.0)	ND(5.0)	ND(25)	
	07/23/2013	ND(1.0)	ND(1.0)	ND(1.0)	ND(1.0)	BRL	0.27 J	ND(5.0)	ND(5.0)	ND(5.0)	ND(25)	
	07/30/2013	ND(1.0)	ND(1.0)	ND(1.0)	ND(1.0)	BRL	ND(1.0)	ND(5.0)	ND(5.0)	ND(5.0)	ND(25)	
	08/05/2013	ND(1.0)	ND(1.0)	ND(1.0)	ND(1.0)	BRL	ND(1.0)	ND(5.0)	ND(5.0)	ND(5.0)	ND(25)	
	08/13/2013	ND(1.0)	ND(1.0)	ND(1.0)	ND(1.0)	BRL	ND(1.0)	ND(5.0)	ND(5.0)	ND(5.0)	ND(25)	
	08/19/2013	ND(1.0)	ND(1.0)	ND(1.0)	ND(1.0)	BRL	ND(1.0)	ND(5.0)	ND(5.0)	ND(5.0)	ND(25)	
	08/27/2013	ND(1.0)	ND(1.0)	ND(1.0)	ND(1.0)	BRL	ND(1.0)	ND(5.0)	ND(5.0)	ND(5.0)	ND(25)	
	09/03/2013	ND(1.0)	ND(1.0)	ND(1.0)	ND(1.0)	BRL	ND(1.0)	ND(5.0)	ND(5.0)	ND(5.0)	ND(25)	
	09/10/2013	ND(1.0)	ND(1.0)	ND(1.0)	ND(1.0)	BRL	ND(1.0)	ND(5.0)	ND(5.0)	ND(5.0)	ND(25)	
	09/16/2013	ND(1.0)	ND(1.0)	ND(1.0)	ND(1.0)	BRL	ND(1.0)	ND(5.0)	ND(5.0)	ND(5.0)	ND(25)	
	09/23/2013	ND(1.0)	ND(1.0)	ND(1.0)	ND(1.0)	BRL	ND(1.0)	ND(5.0)	ND(5.0)	ND(5.0)	ND(25)	
	09/30/2013	ND(1.0)	ND(1.0)	ND(1.0)	ND(1.0)	BRL	ND(1.0)	ND(5.0)	ND(5.0)	ND(5.0)	ND(25)	
	10/07/2013	ND(1.0)	ND(1.0)	ND(1.0)	ND(1.0)	BRL	ND(1.0)	ND(5.0)	ND(5.0)	ND(5.0)	ND(25)	
	10/14/2013	ND(1.0)	ND(1.0)	ND(1.0)	ND(1.0)	BRL	ND(1.0)	ND(5.0)	ND(5.0)	ND(5.0)	ND(25)	
	10/22/2013	ND(1.0)	ND(1.0)	ND(1.0)	ND(1.0)	BRL	0.32 J	ND(5.0)	0.4 J	ND(5.0)	ND(25)	
	10/28/2013	ND(1.0)	ND(1.0)	ND(1.0)	ND(1.0)	BRL	ND(1.0)	ND(5.0)	0.29 J	ND(5.0)	ND(25)	
	11/04/2013	ND(1.0)	ND(1.0)	ND(1.0)	ND(1.0)	BRL	0.96 J	ND(5.0)	0.34 J	ND(5.0)	ND(25)	
	11/11/2013	ND(1.0)	ND(1.0)	ND(1.0)	ND(1.0)	BRL	0.71 J	ND(5.0)	0.35 J	ND(5.0)	ND(25)	
	11/18/2013	ND(1.0)	ND(1.0)	ND(1.0)	ND(1.0)	BRL	0.31 J	ND(5.0)	0.35 J	ND(5.0)	ND(25)	
	11/25/2013	ND(1.0)	ND(1.0)	ND(1.0)	ND(1.0)	BRL	ND(1.0)	ND(5.0)	0.39 J	ND(5.0)	ND(25)	
	12/02/2013	ND(1.0)	ND(1.0)	ND(1.0)	ND(1.0)	BRL	ND(1.0)	ND(5.0)	0.29 J	ND(5.0)	ND(25)	
12/09/2013	ND(1.0)	ND(1.0)	ND(1.0)	ND(1.0)	BRL	ND(1.0)	ND(5.0)	ND(5.0)	ND(5.0)	ND(25)		
12/16/2013	ND(1.0)	ND(1.0)	ND(1.0)	ND(1.0)	BRL	ND(1.0)	ND(5.0)	0.38 J	ND(5.0)	ND(25)		
12/23/2013	ND(1.0)	ND(1.0)	ND(1.0)	ND(1.0)	BRL	ND(1.0)	ND(5.0)	0.27 J	ND(5.0)	ND(25)		
12/30/2013	ND(1.0)	ND(1.0)	ND(1.0)	ND(1.0)	BRL	ND(1.0)	ND(5.0)	0.26 J	ND(5.0)	ND(25)		
01/06/2014	ND(1.0)	ND(1.0)	ND(1.0)	ND(1.0)	BRL	ND(1.0)	ND(5.0)	0.27 J	ND(5.0)	ND(25)		

TABLE 1

**Summary of Groundwater Analytical Results
Inactive Exxon Facility #28077
14528 Jarrettsville Pike
Phoenix, Maryland**

August 8, 2005 through January 22, 2019

Sample ID	Date	Benzene (µg/L)	Toluene (µg/L)	Ethyl- benzene (µg/L)	Total Xylenes (µg/L)	Total BTEX (µg/L)	MTBE (µg/L)	DIPE (µg/L)	ETBE (µg/L)	TAME (µg/L)	TBA (µg/L)	Comments
MW-168(87)	01/14/2014	ND(1.0)	ND(1.0)	ND(1.0)	ND(1.0)	BRL	ND(1.0)	ND(5.0)	0.35 J	ND(5.0)	ND(25)	
	01/20/2014	ND(1.0)	ND(1.0)	ND(1.0)	ND(1.0)	BRL	ND(1.0)	ND(5.0)	0.27 J	ND(5.0)	ND(25)	
	01/27/2014	ND(1.0)	ND(1.0)	ND(1.0)	ND(1.0)	BRL	ND(1.0)	ND(5.0)	0.30 J	ND(5.0)	ND(25)	
	02/03/2014	ND(1.0)	ND(1.0)	ND(1.0)	ND(1.0)	BRL	ND(1.0)	ND(5.0)	0.28 J	ND(5.0)	ND(25)	
	02/10/2014	ND(1.0)	ND(1.0)	ND(1.0)	ND(1.0)	BRL	ND(1.0)	ND(5.0)	0.33 J	ND(5.0)	ND(25)	
	02/17/2014	ND(1.0)	ND(1.0)	ND(1.0)	ND(1.0)	BRL	ND(1.0)	ND(5.0)	0.34 J	ND(5.0)	ND(25)	
	02/24/2014	ND(1.0)	ND(1.0)	ND(1.0)	ND(1.0)	BRL	ND(1.0)	ND(5.0)	0.37 J	ND(5.0)	ND(25)	
	03/04/2014	ND(1.0)	ND(1.0)	ND(1.0)	ND(1.0)	BRL	ND(1.0)	ND(5.0)	0.38 J	ND(5.0)	ND(25)	
	03/10/2014	ND(1.0)	ND(1.0)	ND(1.0)	ND(1.0)	BRL	ND(1.0)	ND(5.0)	0.34 J	ND(5.0)	ND(25)	
	03/17/2014	ND(0.50)	ND(1.0)	ND(0.50)	ND(1.0)	BRL	ND(1.0)	ND(2.0)	0.34 J	ND(5.0)	ND(25)	
	03/24/2014	ND(0.50)	ND(1.0)	ND(0.50)	ND(1.0)	BRL	ND(1.0)	ND(2.0)	0.28 J	ND(5.0)	ND(25)	
	04/01/2014	ND(0.50)	ND(1.0)	ND(0.50)	ND(1.0)	BRL	ND(1.0)	ND(2.0)	0.34 J	ND(5.0)	ND(25)	
	04/07/2014	ND(0.50)	ND(1.0)	ND(0.50)	ND(1.0)	BRL	0.29 J	ND(2.0)	0.35 J	ND(5.0)	ND(25)	
	04/14/2014	ND(0.50)	ND(1.0)	ND(0.50)	ND(1.0)	BRL	ND(1.0)	ND(2.0)	0.30 J	ND(5.0)	ND(25)	
	04/21/2014	ND(0.50)	ND(1.0)	ND(0.50)	ND(1.0)	BRL	ND(1.0)	ND(2.0)	0.33 J	ND(5.0)	ND(25)	
	04/28/2014	ND(0.50)	ND(1.0)	ND(0.50)	ND(1.0)	BRL	ND(1.0)	ND(2.0)	0.35 J	ND(5.0)	ND(25)	
	05/05/2014	ND(0.50)	ND(1.0)	ND(0.50)	ND(1.0)	BRL	ND(1.0)	ND(2.0)	0.30 J	ND(5.0)	ND(25)	
	05/12/2014	ND(0.50)	ND(1.0)	ND(0.50)	ND(1.0)	BRL	ND(1.0)	ND(2.0)	ND(5.0)	ND(5.0)	ND(25)	
	05/21/2014	ND(0.50)	ND(1.0)	ND(0.50)	ND(1.0)	BRL	ND(1.0)	ND(2.0)	0.26 J	ND(5.0)	ND(25)	
	05/28/2014	ND(0.50)	ND(1.0)	ND(1.0)	ND(1.0)	BRL	ND(1.0)	ND(2.0)	0.31 J	ND(5.0)	ND(25)	
	06/03/2014	ND(0.50)	ND(1.0)	ND(1.0)	ND(1.0)	BRL	ND(1.0)	ND(2.0)	0.28 J	ND(5.0)	ND(25)	
	06/09/2014	ND(0.50)	ND(1.0)	ND(1.0)	ND(1.0)	BRL	ND(1.0)	ND(2.0)	ND(5.0)	ND(5.0)	ND(25)	
	06/16/2014	ND(0.50)	ND(1.0)	ND(1.0)	ND(1.0)	BRL	ND(1.0)	ND(2.0)	ND(5.0)	ND(5.0)	ND(25)	
	06/23/2014	ND(0.50)	ND(1.0)	ND(1.0)	ND(1.0)	BRL	ND(1.0)	ND(2.0)	0.28 J	ND(5.0)	ND(25)	
	06/30/2014	ND(0.50)	ND(1.0)	ND(1.0)	ND(1.0)	BRL	ND(1.0)	ND(2.0)	ND(5.0)	ND(5.0)	ND(25)	
	07/07/2014	ND(0.50)	ND(1.0)	ND(1.0)	ND(1.0)	BRL	ND(1.0)	ND(2.0)	0.29 J	ND(5.0)	ND(25)	
	07/14/2014	ND(0.50)	ND(1.0)	ND(1.0)	ND(1.0)	BRL	0.26 J	ND(2.0)	0.30 J	ND(5.0)	ND(25)	
	07/22/2014	ND(0.50)	ND(1.0)	ND(1.0)	ND(1.0)	BRL	0.36 J	0.20 J	0.29 J	ND(5.0)	ND(25)	
	07/28/2014	ND(0.50)	ND(1.0)	ND(1.0)	ND(1.0)	BRL	ND(1.0)	ND(2.0)	ND(5.0)	ND(5.0)	ND(25)	
	08/05/2014	ND(0.50)	ND(1.0)	ND(1.0)	ND(1.0)	BRL	ND(1.0)	ND(2.0)	0.23 J	ND(5.0)	ND(25)	
08/11/2014	ND(0.50)	ND(1.0)	ND(1.0)	ND(1.0)	BRL	ND(1.0)	ND(2.0)	0.29 J	ND(5.0)	ND(25)		
08/18/2014	ND(0.50)	ND(1.0)	ND(1.0)	ND(1.0)	BRL	ND(1.0)	ND(2.0)	0.27 J	ND(5.0)	ND(25)		
08/25/2014	ND(0.50)	ND(1.0)	ND(1.0)	ND(1.0)	BRL	0.26 J	ND(2.0)	0.26 J	ND(2.0)	ND(10)		
09/02/2014	ND(0.50)	ND(1.0)	ND(1.0)	ND(1.0)	BRL	0.30 J	ND(2.0)	0.27 J	ND(2.0)	ND(10)		
09/08/2014	ND(0.50)	ND(1.0)	ND(1.0)	ND(1.0)	BRL	ND(1.0)	ND(2.0)	0.25 J	ND(2.0)	ND(10)		

TABLE 1

**Summary of Groundwater Analytical Results
Inactive Exxon Facility #28077
14528 Jarrettsville Pike
Phoenix, Maryland**

August 8, 2005 through January 22, 2019

Sample ID	Date	Benzene (µg/L)	Toluene (µg/L)	Ethyl- benzene (µg/L)	Total Xylenes (µg/L)	Total BTEX (µg/L)	MTBE (µg/L)	DIPE (µg/L)	ETBE (µg/L)	TAME (µg/L)	TBA (µg/L)	Comments
MW-168(87)	09/15/2014	ND(0.50)	ND(1.0)	ND(1.0)	ND(1.0)	BRL	0.34 J	ND(2.0)	0.29 J	ND(2.0)	ND(10)	
	09/22/2014	ND(0.50)	ND(1.0)	ND(1.0)	ND(1.0)	BRL	0.28 J	ND(2.0)	ND(2.0)	ND(2.0)	ND(10)	
	09/29/2014	ND(0.50)	ND(1.0)	ND(1.0)	ND(1.0)	BRL	ND(1.0)	ND(2.0)	0.27 J	ND(2.0)	ND(10)	
	10/07/2014	ND(0.50)	ND(1.0)	ND(1.0)	ND(1.0)	BRL	0.31 J	ND(2.0)	0.26 J	ND(2.0)	ND(10)	
	10/13/2014	ND(0.50)	ND(1.0)	ND(1.0)	ND(1.0)	BRL	0.30 J	ND(2.0)	0.26 J	ND(2.0)	ND(10)	
	10/20/2014	ND(0.50)	ND(1.0)	ND(1.0)	ND(1.0)	BRL	0.32 J	ND(2.0)	0.22 J	ND(2.0)	ND(10)	
	10/27/2014	ND(0.50)	ND(1.0)	ND(1.0)	ND(1.0)	BRL	ND(1.0)	ND(2.0)	0.26 J	ND(2.0)	ND(10)	
	11/03/2014	ND(0.50)	ND(1.0)	ND(1.0)	ND(1.0)	BRL	ND(1.0)	ND(2.0)	ND(2.0)	ND(2.0)	ND(10)	
	11/10/2014	ND(0.50)	ND(1.0)	ND(1.0)	ND(1.0)	BRL	ND(1.0)	ND(2.0)	0.27 J	ND(2.0)	ND(10)	
	11/17/2014	ND(0.50)	ND(1.0)	ND(1.0)	ND(1.0)	BRL	0.35 J	0.20 J	0.32 J	ND(2.0)	ND(10)	
	11/24/2014	ND(0.50)	ND(1.0)	ND(1.0)	ND(1.0)	BRL	0.46 J	0.21 J	0.29 J	ND(2.0)	ND(10)	
	12/01/2014	ND(0.50)	ND(1.0)	ND(1.0)	ND(1.0)	BRL	0.37 J	ND(2.0)	0.22 J	ND(2.0)	ND(10)	
	12/08/2014	ND(0.50)	ND(1.0)	ND(1.0)	ND(1.0)	BRL	0.43 J	0.21 J	0.29 J	ND(2.0)	ND(10)	
	12/15/2014	ND(0.50)	ND(1.0)	ND(1.0)	ND(1.0)	BRL	ND(1.0)	ND(2.0)	ND(2.0)	ND(2.0)	ND(10)	
	12/22/2014	ND(0.50)	ND(1.0)	ND(1.0)	ND(1.0)	BRL	0.43 J	ND(2.0)	0.24 J	ND(2.0)	ND(10)	
	12/29/2014	ND(0.50)	ND(1.0)	ND(1.0)	ND(1.0)	BRL	0.49 J	0.22 J	0.32 J	ND(2.0)	ND(10)	
	01/05/2015	ND(1)	ND(1)	ND(1)	ND(1)	BRL	ND(1)	ND(1)	ND(1)	ND(1)	ND(5)	
	01/12/2015	ND(1)	ND(1)	ND(1)	ND(1)	BRL	ND(1)	ND(1)	ND(1)	ND(1)	ND(5)	
	01/19/2015	ND(1)	ND(1)	ND(1)	ND(1)	BRL	ND(1)	ND(1)	ND(1)	ND(1)	ND(5)	
	01/27/2015	ND(1)	ND(1)	ND(1)	ND(1)	BRL	ND(1)	ND(1)	ND(1)	ND(1)	ND(5)	
	02/02/2015	ND(1)	ND(1)	ND(1)	ND(1)	BRL	ND(1)	ND(1)	ND(1)	ND(1)	ND(5)	
	02/09/2015	ND(1)	ND(1)	ND(1)	ND(1)	BRL	ND(1)	ND(1)	ND(1)	ND(1)	ND(5)	
	02/17/2015	ND(1)	ND(1)	ND(1)	ND(1)	BRL	ND(1)	ND(1)	ND(1)	ND(1)	ND(5)	
	02/24/2015	ND(1)	ND(1)	ND(1)	ND(1)	BRL	ND(1)	ND(1)	ND(1)	ND(1)	ND(5)	
	03/02/2015	ND(1)	ND(1)	ND(1)	ND(1)	BRL	ND(1)	ND(1)	ND(1)	ND(1)	ND(5)	
	03/09/2015	ND(1)	ND(1)	ND(1)	ND(1)	BRL	ND(1)	ND(1)	ND(1)	ND(1)	ND(5)	
	03/16/2015	ND(1)	ND(1)	ND(1)	ND(1)	BRL	ND(1)	ND(1)	ND(1)	ND(1)	ND(5)	
	03/23/2015	ND(1)	ND(1)	ND(1)	ND(1)	BRL	ND(1)	ND(1)	ND(1)	ND(1)	ND(5)	
	03/30/2015	ND(1)	ND(1)	ND(1)	ND(1)	BRL	ND(1)	ND(1)	ND(1)	ND(1)	ND(5)	
	04/06/2015	ND(1)	ND(1)	ND(1)	ND(1)	BRL	ND(1)	ND(1)	ND(1)	ND(1)	ND(5)	
	04/13/2015	ND(1)	ND(1)	ND(1)	ND(1)	BRL	ND(1)	ND(1)	ND(1)	ND(1)	ND(5)	
	04/20/2015	ND(1)	ND(1)	ND(1)	ND(1)	BRL	ND(1)	ND(1)	ND(1)	ND(1)	ND(5)	
	04/27/2015	ND(1)	ND(1)	ND(1)	ND(1)	BRL	ND(1)	ND(1)	ND(1)	ND(1)	ND(5)	
05/04/2015	ND(1)	ND(1)	ND(1)	ND(1)	BRL	ND(1)	ND(1)	ND(1)	ND(1)	ND(5)		
05/11/2015	ND(1)	ND(1)	ND(1)	ND(1)	BRL	ND(1)	ND(1)	ND(1)	ND(1)	ND(5)		

TABLE 1

**Summary of Groundwater Analytical Results
Inactive Exxon Facility #28077
14528 Jarrettsville Pike
Phoenix, Maryland**

August 8, 2005 through January 22, 2019

Sample ID	Date	Benzene (µg/L)	Toluene (µg/L)	Ethyl- benzene (µg/L)	Total Xylenes (µg/L)	Total BTEX (µg/L)	MTBE (µg/L)	DIPE (µg/L)	ETBE (µg/L)	TAME (µg/L)	TBA (µg/L)	Comments
MW-168(87)	05/18/2015	ND(1)	ND(1)	ND(1)	ND(1)	BRL	ND(1)	ND(1)	ND(1)	ND(1)	ND(5)	
	05/26/2015	ND(1)	ND(1)	ND(1)	ND(1)	BRL	ND(1)	ND(1)	ND(1)	ND(1)	ND(5)	
	06/01/2015	ND(1)	ND(1)	ND(1)	ND(1)	BRL	ND(1)	ND(1)	ND(1)	ND(1)	ND(5)	
	06/08/2015	ND(1)	ND(1)	ND(1)	ND(1)	BRL	ND(1)	ND(1)	ND(1)	ND(1)	ND(5)	
	06/15/2015	ND(1)	ND(1)	ND(1)	ND(1)	BRL	ND(1)	ND(1)	ND(1)	ND(1)	ND(5)	
	06/22/2015	ND(1)	ND(1)	ND(1)	ND(1)	BRL	ND(1)	ND(1)	ND(1)	ND(1)	ND(5)	
	06/29/2015	ND(1)	ND(1)	ND(1)	ND(1)	BRL	ND(1)	ND(1)	ND(1)	ND(1)	ND(5)	
	07/06/2015	ND(1)	ND(1)	ND(1)	ND(1)	BRL	ND(1)	ND(1)	ND(1)	ND(1)	ND(5)	
	07/13/2015	ND(1)	ND(1)	ND(1)	ND(1)	BRL	ND(1)	ND(1)	ND(1)	ND(1)	ND(5)	
	07/20/2015	ND(1)	ND(1)	ND(1)	ND(1)	BRL	ND(1)	ND(1)	ND(1)	ND(1)	ND(5)	
	07/27/2015	ND(1)	ND(1)	ND(1)	ND(1)	BRL	ND(1)	ND(1)	ND(1)	ND(1)	ND(5)	
	08/03/2015	ND(1)	ND(1)	ND(1)	ND(1)	BRL	ND(1)	ND(1)	ND(1)	ND(1)	ND(5)	
	08/10/2015	ND(1)	ND(1)	ND(1)	ND(1)	BRL	ND(1)	ND(1)	ND(1)	ND(1)	ND(5)	
	08/17/2015	ND(1)	ND(1)	ND(1)	ND(1)	BRL	ND(1)	ND(1)	ND(1)	ND(1)	ND(5)	
	08/24/2015	ND(1)	ND(1)	ND(1)	17	17	16	ND(1)	ND(1)	0.9 J	ND(5)	
	08/31/2015	ND(1)	ND(1)	ND(1)	0.9 J	0.9 J	6	ND(1)	ND(1)	ND(1)	ND(5)	
	09/08/2015	ND(1)	ND(1)	ND(1)	0.7 J	0.7 J	5	ND(1)	ND(1)	ND(1)	ND(5)	
	09/14/2015	ND(1)	ND(1)	ND(1)	0.6 J	0.6 J	4	ND(1)	ND(1)	ND(1)	ND(5)	
	09/21/2015	ND(1)	ND(1)	ND(1)	0.8 J	0.8 J	5	ND(1)	ND(1)	ND(1)	ND(5)	
	09/28/2015	ND(1)	ND(1)	ND(1)	1	1	5	ND(1)	ND(1)	ND(1)	ND(5)	
	10/05/2015	ND(1)	ND(1)	ND(1)	1	1	4	ND(1)	ND(1)	ND(1)	ND(5)	
	10/12/2015	ND(1)	ND(1)	ND(1)	ND(1)	BRL	1	ND(1)	ND(1)	ND(1)	ND(5)	
	10/22/2015	ND(1)	ND(1)	ND(1)	1	1	7	ND(1)	ND(1)	ND(1)	ND(5)	
	10/26/2015	ND(1)	ND(1)	ND(1)	ND(1)	BRL	3	ND(1)	ND(1)	ND(1)	ND(5)	
	11/03/2015	ND(1)	ND(1)	ND(1)	ND(1)	BRL	1	ND(1)	ND(1)	ND(1)	ND(5)	
	11/10/2015	ND(1)	ND(1)	ND(1)	ND(1)	BRL	1	ND(1)	ND(1)	ND(1)	ND(5)	
	11/16/2015	ND(1)	ND(1)	ND(1)	ND(1)	BRL	1	ND(1)	ND(1)	ND(1)	ND(5)	
	11/23/2015	ND(1)	ND(1)	ND(1)	ND(1)	BRL	1	ND(1)	ND(1)	ND(1)	ND(5)	
	11/30/2015	ND(1)	ND(1)	ND(1)	ND(1)	BRL	1	ND(1)	ND(1)	ND(1)	ND(5)	
	12/08/2015	ND(1)	ND(1)	ND(1)	ND(1)	BRL	1	ND(1)	ND(1)	ND(1)	ND(5)	
12/14/2015	ND(1)	ND(1)	ND(1)	ND(1)	BRL	0.6 J	ND(1)	ND(1)	ND(1)	ND(5)		
12/22/2015	ND(1)	ND(1)	ND(1)	ND(1)	BRL	1	ND(1)	ND(1)	ND(1)	ND(5)		
12/31/2015	ND(1)	ND(1)	ND(1)	ND(1)	BRL	0.6 J	ND(1)	ND(1)	ND(1)	ND(5)		
01/06/2016	ND(1)	ND(1)	ND(1)	ND(1)	BRL	ND(1)	ND(1)	ND(1)	ND(1)	ND(5)		
01/15/2016	ND(1)	ND(1)	ND(1)	ND(1)	BRL	0.6 J	ND(1)	ND(1)	ND(1)	ND(5)		

TABLE 1

**Summary of Groundwater Analytical Results
Inactive Exxon Facility #28077
14528 Jarrettsville Pike
Phoenix, Maryland**

August 8, 2005 through January 22, 2019

Sample ID	Date	Benzene (µg/L)	Toluene (µg/L)	Ethyl- benzene (µg/L)	Total Xylenes (µg/L)	Total BTEX (µg/L)	MTBE (µg/L)	DIPE (µg/L)	ETBE (µg/L)	TAME (µg/L)	TBA (µg/L)	Comments
MW-168(87)	01/21/2016	ND(1)	ND(1)	ND(1)	ND(1)	BRL	ND(1)	ND(1)	ND(1)	ND(1)	ND(5)	
	01/29/2016	ND(1)	ND(1)	ND(1)	ND(1)	BRL	ND(1)	ND(1)	ND(1)	ND(1)	ND(5)	
	02/04/2016	ND(1)	ND(1)	ND(1)	ND(1)	BRL	ND(1)	ND(1)	ND(1)	ND(1)	ND(5)	
	02/08/2016	ND(1)	ND(1)	ND(1)	ND(1)	BRL	ND(1)	ND(1)	ND(1)	ND(1)	ND(5)	
	02/17/2016	ND(1)	ND(1)	ND(1)	ND(1)	BRL	ND(1)	ND(1)	ND(1)	ND(1)	ND(5)	
	02/22/2016	ND(1)	ND(1)	ND(1)	ND(1)	BRL	ND(1)	ND(1)	ND(1)	ND(1)	ND(5)	
	03/03/2016	ND(1)	ND(1)	ND(1)	ND(1)	BRL	ND(1)	ND(1)	ND(1)	ND(1)	ND(5)	
	03/11/2016	ND(1)	ND(1)	ND(1)	ND(1)	BRL	ND(1)	ND(1)	ND(1)	ND(1)	ND(5)	
	03/15/2016	ND(1)	ND(1)	ND(1)	ND(1)	BRL	ND(1)	ND(1)	ND(1)	ND(1)	ND(5)	
	03/25/2016	ND(1)	ND(1)	ND(1)	ND(1)	BRL	ND(1)	ND(1)	ND(1)	ND(1)	ND(5)	
	03/30/2016	ND(1)	ND(1)	ND(1)	ND(1)	BRL	ND(1)	ND(1)	ND(1)	ND(1)	ND(5)	
	04/08/2016	ND(1)	ND(1)	ND(1)	ND(1)	BRL	ND(1)	ND(1)	ND(1)	ND(1)	ND(20)	
	04/14/2016	ND(1)	ND(1)	ND(1)	ND(1)	BRL	ND(1)	ND(1)	ND(1)	ND(1)	ND(5)	
	04/20/2016	ND(1)	ND(1)	ND(1)	ND(1)	BRL	ND(1)	ND(1)	ND(1)	ND(1)	ND(5)	
	04/28/2016	ND(1)	ND(1)	ND(1)	ND(1)	BRL	ND(1)	ND(1)	ND(1)	ND(1)	ND(5)	
	05/05/2016	ND(1)	ND(1)	ND(1)	ND(1)	BRL	ND(1)	ND(1)	ND(1)	ND(1)	ND(5)	
	06/27/2016	ND(1)	ND(1)	ND(1)	ND(1)	BRL	ND(1)	ND(1)	ND(1)	ND(1)	9	
	07/07/2016	ND(1)	ND(1)	ND(1)	ND(1)	BRL	ND(1)	ND(1)	ND(1)	ND(1)	ND(5)	
	08/05/2016	ND(1)	ND(1)	ND(1)	ND(1)	BRL	ND(1)	ND(1)	ND(1)	ND(1)	ND(5)	
	09/27/2016	ND(1)	ND(1)	ND(1)	ND(1)	BRL	ND(1)	ND(1)	ND(1)	ND(1)	ND(20)	
	10/18/2016	ND(1)	ND(1)	ND(1)	ND(1)	BRL	ND(1)	ND(1)	ND(1)	ND(1)	ND(5)	
	11/23/2016	ND(1)	ND(1)	ND(1)	ND(1)	BRL	ND(1)	ND(1)	ND(1)	ND(1)	2 J	
	12/20/2016	ND(1)	ND(1)	ND(1)	ND(1)	BRL	ND(1)	ND(1)	ND(1)	ND(1)	ND(5)	
	01/06/2017	ND(1)	ND(1)	ND(1)	ND(1)	BRL	ND(1)	ND(1)	ND(1)	ND(1)	ND(5)	
	02/22/2017	ND(1)	ND(1)	ND(1)	ND(1)	BRL	ND(1)	ND(1)	ND(1)	ND(1)	ND(5)	
	03/29/2017	ND(1)	ND(1)	ND(1)	ND(1)	BRL	ND(1)	ND(1)	ND(1)	ND(1)	ND(5)	
	04/25/2017	ND(1)	ND(1)	ND(1)	ND(1)	BRL	ND(1)	ND(1)	ND(1)	ND(1)	ND(5)	
	05/17/2017	ND(1)	ND(1)	ND(1)	ND(1)	BRL	ND(1)	ND(1)	ND(1)	ND(1)	ND(5)	
	06/28/2017	ND(1)	ND(1)	ND(1)	ND(1)	BRL	ND(1)	ND(1)	ND(1)	ND(1)	ND(5)	
	07/24/2017	ND(1)	ND(1)	ND(1)	ND(1)	BRL	ND(1)	ND(1)	ND(1)	ND(1)	ND(5)	
08/31/2017	ND(1)	ND(1)	ND(1)	ND(1)	BRL	ND(1)	ND(1)	ND(1)	ND(1)	ND(5)		
01/29/2018	ND(1)	ND(1)	ND(1)	ND(1)	BRL	7	ND(1)	ND(1)	ND(1)	ND(20)		
02/26/2018	ND(1)	ND(1)	ND(1)	ND(1)	BRL	2	ND(1)	ND(1)	ND(1)	ND(5)		
03/09/2018	ND(1)	ND(1)	ND(1)	ND(1)	BRL	2	ND(1)	ND(1)	ND(1)	ND(5)		
04/05/2018	ND(1)	ND(1)	ND(1)	ND(1)	0.6 J	0.6 J	8	ND(1)	ND(1)	ND(1)	ND(5)	

TABLE 1

**Summary of Groundwater Analytical Results
Inactive Exxon Facility #28077
14528 Jarrettsville Pike
Phoenix, Maryland**

August 8, 2005 through January 22, 2019

Sample ID	Date	Benzene (µg/L)	Toluene (µg/L)	Ethyl- benzene (µg/L)	Total Xylenes (µg/L)	Total BTEX (µg/L)	MTBE (µg/L)	DIPE (µg/L)	ETBE (µg/L)	TAME (µg/L)	TBA (µg/L)	Comments
MW-168(87)	10/19/2018	ND(1)	ND(1)	ND(1)	ND(5)	BRL	0.6 J	ND(1)	0.3 J	ND(1)	ND(25)	
	11/26/2018	ND(1)	ND(1)	ND(1)	ND(5)	BRL	0.3 J	ND(1)	0.3 J	ND(1)	ND(25)	
	12/20/2018	ND(1)	ND(1)	ND(1)	ND(5)	BRL	0.4 J	ND(1)	ND(1)	ND(1)	ND(25)	
MW-168(115)	03/12/2009	14.4	3.5	ND(1.0)	35.8	53.7	1030	4.8 J	16.5	76.1	ND(25)	
	04/08/2009	3.6	2.9	ND(2)	30.4	36.9	1350	5.4 J	16.8	72.9	ND(50)	
	04/15/2009	4.7	2.9	ND(1.0)	36.2	43.8	1620	6.8	24.3	110	ND(25)	
	04/22/2009	4.8	2.3	ND(1.0)	36.8	43.9	989	6.7	22	88.5	ND(25)	
	04/29/2009	4.9	1.6	ND(1.0)	37.8	44.3	1090	5.2	18.8	86.6	ND(25)	
	05/06/2009	7.8	ND(5.0)	ND(5.0)	42.5	50.3	983	7.2 J	22.8 J	87.2	ND(130)	
	05/14/2009	13.7	2	ND(1.0)	52.6	68	1010	5.1	18.9	78.9	ND(25)	
	05/20/2009	12.6	1.8	ND(1.0)	32.7	47.1	1160	6.5	20.9	80.7	ND(25)	
	05/27/2009	5.7	0.99 J	ND(2.5)	27.1	33.8 J	828	3.8 J	13.3	64.4	ND(63)	
	06/03/2009	0.33 J	ND(1.0)	ND(1.0)	ND(1.0)	0.33 J	1150	5.7	18.5	75.4	ND(25)	
	06/10/2009	ND(5.0)	ND(5.0)	ND(5.0)	ND(5.0)	BRL	985	4.1 J	14.7 J	67.7	ND(130)	
	06/17/2009	ND(1.0)	ND(1.0)	ND(1.0)	ND(1.0)	BRL	836	4.7 J	15.9	59.4	ND(25)	
	06/24/2009	ND(1.0)	ND(1.0)	ND(1.0)	ND(1.0)	BRL	713	4 J	13.4	58.1	ND(25)	
	07/01/2009	ND(1.0)	0.35 J	ND(1.0)	ND(1.0)	0.35 J	705	3 J	11.4	51	ND(25)	
	07/16/2009	ND(2.5)	ND(2.5)	ND(2.5)	ND(2.5)	BRL	498	2.1 J	8.3 J	30.9	ND(63)	
	07/29/2009	0.41 J	ND(1.0)	ND(1.0)	2	2 J	468	2.6 J	9.1	28.9	ND(25)	
	08/11/2009	ND(1.0)	0.39 J	ND(1.0)	1.3	1.7 J	630	3.7 J	12.1	42.7	ND(25)	
	08/25/2009	0.36 J	0.56 J	0.35 J	1.7	3.0 J	668	3.2 J	11.3	40.5	ND(25)	
	09/08/2009	0.42 J	0.59 J	ND(1.0)	2	3 J	455	2.7 J	8.9	33.5	ND(25)	
	09/22/2009	0.51 J	ND(1.0)	ND(1.0)	2.1	2.6 J	452	2.1 J	7.5	27	ND(25)	
	10/06/2009	0.44 J	ND(1.0)	ND(1.0)	2	2 J	474	1.9 J	6.5	25.3	ND(25)	
	10/20/2009	0.64 J	ND(1.0)	ND(1.0)	3.8	4.4 J	298	1.8 J	6	25	ND(25)	
	11/03/2009	0.52 J	0.48 J	ND(1.0)	1.9	2.9 J	349	1.9 J	6.1	23.3	ND(25)	
	12/03/2009	0.58 J	ND(1.0)	ND(1.0)	1.3	1.9 J	334	2 J	6.6	15.4	ND(25)	
	01/05/2010	0.56 J	ND(1.0)	ND(1.0)	1.5	2.1 J	220	1.2 J	4.3 J	12.6	ND(25)	
	02/02/2010	0.37 J	ND(1.0)	ND(1.0)	1.4	1.8 J	138	0.67 J	2.4 J	7.5	ND(25)	
	03/02/2010	1.6	0.35 J	0.28 J	2.2	4.4 J	224	0.94 J	3.3 J	9.5	ND(25)	
03/16/2010	1.7	ND(1.0)	ND(1.0)	0.92 J	2.6 J	1170	5.8	20.7	52.1	9.7 J		
03/22/2010	0.5 J	ND(1.0)	ND(1.0)	ND(1.0)	0.5 J	72.5	ND(5.0)	1.2 J	ND(5.0)	ND(25)		
03/31/2010	ND(1.0)	ND(1.0)	ND(1.0)	ND(1.0)	BRL	10.1	ND(5.0)	ND(5.0)	ND(5.0)	ND(25)		
04/06/2010	ND(1.0)	ND(1.0)	ND(1.0)	ND(1.0)	BRL	2.5	ND(5.0)	ND(5.0)	ND(5.0)	ND(25)		
04/13/2010	ND(1.0)	ND(1.0)	ND(1.0)	ND(1.0)	BRL	1.2	ND(5.0)	ND(5.0)	ND(5.0)	ND(25)		

TABLE 1

**Summary of Groundwater Analytical Results
Inactive Exxon Facility #28077
14528 Jarrettsville Pike
Phoenix, Maryland**

August 8, 2005 through January 22, 2019

Sample ID	Date	Benzene (µg/L)	Toluene (µg/L)	Ethyl- benzene (µg/L)	Total Xylenes (µg/L)	Total BTEX (µg/L)	MTBE (µg/L)	DIPE (µg/L)	ETBE (µg/L)	TAME (µg/L)	TBA (µg/L)	Comments
MW-168(115)	04/20/2010	ND(1.0)	ND(1.0)	ND(1.0)	ND(1.0)	BRL	2.2	ND(5.0)	ND(5.0)	ND(5.0)	ND(25)	
	04/27/2010	ND(1.0)	ND(1.0)	ND(1.0)	ND(1.0)	BRL	2.7	ND(5.0)	ND(5.0)	ND(5.0)	ND(25)	
	05/04/2010	ND(1.0)	ND(1.0)	ND(1.0)	ND(1.0)	BRL	1.2	ND(5.0)	ND(5.0)	ND(5.0)	ND(25)	
	05/11/2010	ND(1.0)	ND(1.0)	ND(1.0)	ND(1.0)	BRL	2.5	ND(5.0)	0.39 J	ND(5.0)	ND(25)	
	05/18/2010	7.3	ND(5.0)	ND(5.0)	ND(5.0)	7.3	934	2.5 J	9.9 J	25.6	ND(130)	
	05/25/2010	ND(1.0)	ND(1.0)	ND(1.0)	ND(1.0)	BRL	0.77 J	ND(5.0)	ND(5.0)	ND(5.0)	ND(25)	
	06/01/2010	1.6	ND(1.0)	ND(1.0)	1.2	2.8	40.2	ND(5.0)	0.65 J	1 J	ND(25)	
	06/08/2010	ND(1.0)	ND(1.0)	ND(1.0)	ND(1.0)	BRL	3.3	ND(5.0)	0.32 J	ND(5.0)	ND(25)	
	06/15/2010	ND(1.0)	ND(1.0)	ND(1.0)	ND(1.0)	BRL	1.2	ND(5.0)	ND(5.0)	ND(5.0)	ND(25)	
	06/22/2010	ND(1.0)	ND(1.0)	ND(1.0)	ND(1.0)	BRL	6.1	ND(5.0)	ND(5.0)	ND(5.0)	ND(25)	
	06/29/2010	ND(1.0)	ND(1.0)	ND(1.0)	ND(1.0)	BRL	10.9	ND(5.0)	0.87 J	ND(5.0)	ND(25)	
	07/06/2010	ND(1.0)	ND(1.0)	ND(1.0)	ND(1.0)	BRL	9.9	ND(5.0)	0.55 J	ND(5.0)	ND(25)	
	08/31/2010	ND(1.0)	ND(1.0)	ND(1.0)	ND(1.0)	BRL	1.2	ND(5.0)	0.23 J	ND(5.0)	ND(25)	
	09/07/2010	ND(1.0)	ND(1.0)	ND(1.0)	ND(1.0)	BRL	1.1	ND(5.0)	ND(5.0)	ND(5.0)	ND(25)	
	09/14/2010	ND(1.0)	ND(1.0)	ND(1.0)	ND(1.0)	BRL	0.82 J	ND(5.0)	ND(5.0)	ND(5.0)	ND(25)	
	09/21/2010	ND(1.0)	ND(1.0)	ND(1.0)	ND(1.0)	BRL	1.2	ND(5.0)	ND(5.0)	ND(5.0)	ND(25)	
	09/28/2010	ND(1.0)	ND(1.0)	ND(1.0)	ND(1.0)	BRL	3.7	ND(5.0)	ND(5.0)	ND(5.0)	ND(25)	
	10/07/2010	ND(1.0)	ND(1.0)	ND(1.0)	ND(1.0)	BRL	0.8 J	ND(5.0)	0.44 J	ND(5.0)	ND(25)	
	10/12/2010	ND(1.0)	ND(1.0)	ND(1.0)	ND(1.0)	BRL	1.8	ND(5.0)	ND(5.0)	ND(5.0)	ND(25)	
	10/18/2010	ND(1.0)	ND(1.0)	ND(1.0)	ND(1.0)	BRL	1.6	ND(5.0)	ND(5.0)	ND(5.0)	ND(25)	
	10/26/2010	ND(1.0)	ND(1.0)	ND(1.0)	ND(1.0)	BRL	1.1	ND(5.0)	ND(5.0)	ND(5.0)	ND(25)	
	11/02/2010	ND(1.0)	ND(1.0)	ND(1.0)	ND(1.0)	BRL	1.3	ND(5.0)	ND(5.0)	ND(5.0)	ND(25)	
	11/09/2010	ND(1.0)	ND(1.0)	ND(1.0)	ND(1.0)	BRL	0.69 J	ND(5.0)	ND(5.0)	ND(5.0)	ND(25)	
	11/16/2010	ND(1.0)	ND(1.0)	ND(1.0)	ND(1.0)	BRL	1.2	ND(5.0)	ND(5.0)	ND(5.0)	ND(25)	
	11/23/2010	ND(1.0)	ND(1.0)	ND(1.0)	ND(1.0)	BRL	0.65 J	ND(5.0)	ND(5.0)	ND(5.0)	ND(25)	
	11/30/2010	ND(1.0)	ND(1.0)	ND(1.0)	ND(1.0)	BRL	1.1	ND(5.0)	ND(5.0)	ND(5.0)	ND(25)	
	12/07/2010	ND(1.0)	ND(1.0)	ND(1.0)	ND(1.0)	BRL	0.75 J	ND(5.0)	ND(5.0)	ND(5.0)	ND(25)	
	12/14/2010	ND(1.0)	ND(1.0)	ND(1.0)	ND(1.0)	BRL	1.2	ND(5.0)	ND(5.0)	ND(5.0)	ND(25)	
	12/21/2010	ND(1.0)	ND(1.0)	ND(1.0)	ND(1.0)	BRL	0.92 J	ND(5.0)	ND(5.0)	ND(5.0)	ND(25)	
	12/28/2010	ND(1.0)	ND(1.0)	ND(1.0)	ND(1.0)	BRL	0.9 J	ND(5.0)	ND(5.0)	ND(5.0)	ND(25)	
01/04/2011	ND(1.0)	ND(1.0)	ND(1.0)	ND(1.0)	BRL	0.69 J	ND(5.0)	ND(5.0)	ND(5.0)	ND(25)		
01/12/2011	ND(1.0)	ND(1.0)	ND(1.0)	ND(1.0)	BRL	0.58 J	ND(5.0)	ND(5.0)	ND(5.0)	ND(25)		
01/17/2011	ND(1.0)	ND(1.0)	ND(1.0)	ND(1.0)	BRL	0.72 J	ND(5.0)	ND(5.0)	ND(5.0)	ND(25)		
01/24/2011	ND(1.0)	ND(1.0)	ND(1.0)	ND(1.0)	BRL	0.59 J	ND(5.0)	ND(5.0)	ND(5.0)	ND(25)		
02/03/2011	ND(1.0)	ND(1.0)	ND(1.0)	ND(1.0)	BRL	4.9	ND(5.0)	0.63 J	ND(5.0)	ND(25)		

TABLE 1

**Summary of Groundwater Analytical Results
Inactive Exxon Facility #28077
14528 Jarrettsville Pike
Phoenix, Maryland**

August 8, 2005 through January 22, 2019

Sample ID	Date	Benzene (µg/L)	Toluene (µg/L)	Ethyl- benzene (µg/L)	Total Xylenes (µg/L)	Total BTEX (µg/L)	MTBE (µg/L)	DIPE (µg/L)	ETBE (µg/L)	TAME (µg/L)	TBA (µg/L)	Comments
MW-168(115)	02/14/2011	ND(1.0)	ND(1.0)	ND(1.0)	ND(1.0)	BRL	ND(1.0)	ND(5.0)	ND(5.0)	ND(5.0)	ND(25)	
	02/22/2011	ND(1.0)	ND(1.0)	ND(1.0)	ND(1.0)	BRL	2.4	ND(5.0)	0.27 J	ND(5.0)	ND(25)	
	03/01/2011	ND(1.0)	0.39 J	ND(1.0)	0.36 J	0.75 J	16.1	ND(5.0)	0.4 J	0.83 J	ND(25)	
	03/08/2011	ND(1.0)	ND(1.0)	ND(1.0)	ND(1.0)	BRL	9.3	ND(5.0)	0.29 J	ND(5.0)	ND(25)	
	03/22/2011	ND(1.0)	ND(1.0)	ND(1.0)	ND(1.0)	BRL	10.4	ND(5.0)	0.27 J	0.61 J	ND(25)	
	03/28/2011	0.29 J	ND(1.0)	ND(1.0)	0.72 J	1.01 J	16	ND(5.0)	0.4 J	1.1 J	ND(25)	
	04/05/2011	ND(1.0)	ND(1.0)	ND(1.0)	ND(1.0)	BRL	6.1	ND(5.0)	ND(5.0)	ND(5.0)	ND(25)	
	04/12/2011	ND(1.0)	ND(1.0)	ND(1.0)	ND(1.0)	BRL	6.2	ND(5.0)	ND(5.0)	ND(5.0)	ND(25)	
	04/18/2011	ND(1.0)	ND(1.0)	ND(1.0)	ND(1.0)	BRL	23.5	0.43 J	1.3 J	0.63 J	ND(25)	
	04/25/2011	ND(1.0)	ND(1.0)	ND(1.0)	ND(1.0)	BRL	15	0.39 J	1.2 J	ND(5.0)	ND(25)	
	05/02/2011	ND(1.0)	ND(1.0)	ND(1.0)	ND(1.0)	BRL	3.4	ND(5.0)	ND(5.0)	ND(5.0)	ND(25)	
	05/10/2011	ND(1.0)	ND(1.0)	ND(1.0)	ND(1.0)	BRL	8.9	ND(5.0)	0.23 J	ND(5.0)	ND(25)	
	05/17/2011	0.58 J	ND(1.0)	ND(1.0)	1.3	1.9 J	25.5	ND(5.0)	0.48 J	2 J	ND(25)	
	05/24/2011	ND(1.0)	ND(1.0)	ND(1.0)	ND(1.0)	BRL	6.1	ND(5.0)	0.7 J	ND(5.0)	ND(25)	
	05/31/2011	ND(1.0)	ND(1.0)	ND(1.0)	ND(1.0)	BRL	1.1	ND(5.0)	ND(5.0)	ND(5.0)	ND(25)	
	06/06/2011	ND(1.0)	ND(1.0)	ND(1.0)	ND(1.0)	BRL	2.5	ND(5.0)	ND(5.0)	ND(5.0)	ND(25)	
	06/11/2011	0.60 J	ND(1.0)	0.22 J	1.3	2.1 J	21.5	ND(5.0)	0.43 J	1.6 J	ND(25)	
	06/21/2011	0.48 J	ND(1.0)	ND(1.0)	0.41 J	0.89 J	28.7	ND(5.0)	0.5 J	1.8 J	ND(25)	
	06/28/2011	ND(1.0)	ND(1.0)	ND(1.0)	0.18 J	0.18 J	6.6	ND(5.0)	ND(5.0)	0.51 J	ND(25)	
	07/05/2011	ND(1.0)	ND(1.0)	ND(1.0)	ND(1.0)	BRL	5.6	ND(5.0)	ND(5.0)	ND(5.0)	ND(25)	
	07/12/2011	ND(1.0)	ND(1.0)	ND(1.0)	ND(1.0)	BRL	3.7	ND(5.0)	0.36 J	ND(5.0)	ND(25)	
	07/18/2011	ND(1.0)	ND(1.0)	ND(1.0)	ND(1.0)	BRL	1	ND(5.0)	0.54 J	ND(5.0)	ND(25)	
	07/26/2011	ND(1.0)	ND(1.0)	ND(1.0)	ND(1.0)	BRL	3.7	ND(5.0)	ND(5.0)	ND(5.0)	ND(25)	
	08/01/2011	ND(1.0)	ND(1.0)	ND(1.0)	ND(1.0)	BRL	7.2	ND(5.0)	ND(5.0)	0.52 J	ND(25)	
	08/08/2011	ND(1.0)	ND(1.0)	ND(1.0)	ND(1.0)	BRL	3.4	ND(5.0)	ND(5.0)	ND(5.0)	ND(25)	
	08/15/2011	ND(1.0)	ND(1.0)	ND(1.0)	ND(1.0)	BRL	8.2	ND(5.0)	ND(5.0)	ND(5.0)	ND(25)	
	08/22/2011	ND(1.0)	ND(1.0)	ND(1.0)	ND(1.0)	BRL	7.9	ND(5.0)	0.25 J	0.64 J	ND(25)	
	08/29/2011	0.27 J	ND(1.0)	ND(1.0)	0.46 J	0.73 J	18.2	ND(5.0)	0.59 J	0.96 J	ND(25)	
	09/06/2011	ND(1.0)	ND(1.0)	ND(1.0)	ND(1.0)	BRL	0.5 J	ND(5.0)	ND(5.0)	ND(5.0)	ND(25)	
	09/13/2011	0.36 J	ND(1.0)	ND(1.0)	0.44 J	0.80 J	15	ND(5.0)	0.33 J	1 J	ND(25)	
09/20/2011	ND(1.0)	ND(1.0)	ND(1.0)	ND(1.0)	BRL	3.4	ND(5.0)	ND(5.0)	ND(5.0)	ND(25)		
09/26/2011	0.26 J	ND(1.0)	ND(1.0)	0.33 J	0.59 J	13.1	ND(5.0)	0.26 J	0.93 J	ND(25)		
10/03/2011	ND(1.0)	ND(1.0)	ND(1.0)	ND(1.0)	BRL	8.1	ND(5.0)	0.35 J	0.58 J	ND(25)		
10/10/2011	ND(1.0)	ND(1.0)	ND(1.0)	ND(1.0)	BRL	5	ND(5.0)	ND(5.0)	ND(5.0)	ND(25)		
10/17/2011	0.23 J	ND(1.0)	ND(1.0)	0.26 J	0.49 J	7.2	ND(5.0)	ND(5.0)	0.55 J	ND(25)		

TABLE 1

**Summary of Groundwater Analytical Results
Inactive Exxon Facility #28077
14528 Jarrettsville Pike
Phoenix, Maryland**

August 8, 2005 through January 22, 2019

Sample ID	Date	Benzene (µg/L)	Toluene (µg/L)	Ethyl- benzene (µg/L)	Total Xylenes (µg/L)	Total BTEX (µg/L)	MTBE (µg/L)	DIPE (µg/L)	ETBE (µg/L)	TAME (µg/L)	TBA (µg/L)	Comments
MW-168(115)	10/24/2011	ND(1.0)	ND(1.0)	ND(1.0)	ND(1.0)	BRL	0.73 J	ND(5.0)	ND(5.0)	ND(5.0)	ND(25)	
	10/31/2011	0.23 J	ND(1.0)	ND(1.0)	0.22 J	0.45 J	11	ND(5.0)	0.28 J	0.75 J	ND(25)	
	11/08/2011	ND(1.0)	ND(1.0)	ND(1.0)	ND(1.0)	BRL	3.3	ND(5.0)	ND(5.0)	ND(5.0)	ND(25)	
	11/14/2011	ND(1.0)	ND(1.0)	ND(1.0)	ND(1.0)	BRL	0.5 J	ND(5.0)	ND(5.0)	ND(5.0)	ND(25)	
	11/21/2011	0.48 J	ND(1.0)	ND(1.0)	0.71 J	1.19 J	13.5	ND(5.0)	0.26 J	1.1 J	ND(25)	
	11/29/2011	ND(1.0)	ND(1.0)	ND(1.0)	ND(1.0)	BRL	3.5	ND(5.0)	ND(5.0)	ND(5.0)	ND(25)	
	12/05/2011	ND(1.0)	ND(1.0)	ND(1.0)	ND(1.0)	BRL	1.4	ND(5.0)	ND(5.0)	ND(5.0)	ND(25)	
	12/13/2011	0.3 J	ND(1.0)	ND(1.0)	0.39 J	0.7 J	8.5	ND(5.0)	0.22 J	0.60 J	ND(25)	
	12/20/2011	ND(1.0)	ND(1.0)	ND(1.0)	0.24 J	0.24 J	7.6	ND(5.0)	ND(5.0)	ND(5.0)	ND(25)	
	12/27/2011	0.35 J	ND(1.0)	0.22 J	0.95 J	1.52 J	9.9	ND(5.0)	0.32 J	ND(5.0)	ND(25)	
	01/03/2012	ND(1.0)	ND(1.0)	ND(1.0)	0.23 J	0.23 J	6	ND(5.0)	ND(5.0)	0.43 J	28.5	
	01/09/2012	ND(1.0)	ND(1.0)	ND(1.0)	ND(1.0)	BRL	2.8	ND(5.0)	ND(5.0)	ND(5.0)	ND(25)	
	01/17/2012	0.73 J	ND(1.0)	ND(1.0)	0.85 J	1.58 J	26.3	ND(5.0)	0.39 J	1.9 J	ND(25)	
	01/24/2012	ND(1.0)	ND(1.0)	ND(1.0)	0.21 J	0.21 J	7.5	ND(5.0)	ND(5.0)	0.64 J	ND(25)	
	01/30/2012	0.27 J	ND(1.0)	ND(1.0)	0.43 J	0.70 J	12.4	ND(5.0)	0.25 J	0.94 J	ND(25)	
	02/07/2012	ND(1.0)	ND(1.0)	ND(1.0)	0.25 J	0.25 J	6.7	ND(5.0)	ND(5.0)	0.35 J	ND(25)	
	02/13/2012	ND(1.0)	ND(1.0)	ND(1.0)	ND(1.0)	BRL	3.8	ND(5.0)	ND(5.0)	ND(5.0)	ND(25)	
	02/21/2012	ND(1.0)	ND(1.0)	ND(1.0)	ND(1.0)	BRL	0.39 J	ND(5.0)	ND(5.0)	ND(5.0)	ND(25)	
	02/28/2012	0.25 J	ND(1.0)	ND(1.0)	0.36 J	0.61 J	7.3	ND(5.0)	ND(5.0)	0.55 J	ND(25)	
	03/06/2012	0.24 J	ND(1.0)	ND(1.0)	0.32 J	0.56 J	10.7	ND(5.0)	0.29 J	0.64 J	ND(25)	
	03/12/2012	ND(1.0)	ND(1.0)	ND(1.0)	ND(1.0)	BRL	6.8	ND(5.0)	ND(5.0)	0.44 J	ND(25)	
	03/20/2012	ND(1.0)	ND(1.0)	ND(1.0)	ND(1.0)	BRL	6.9	ND(5.0)	0.26 J	0.52 J	ND(25)	
	03/27/2012	0.29 J	ND(1.0)	ND(1.0)	0.44 J	0.73 J	11.6	ND(5.0)	0.22 J	0.68 J	ND(25)	
	04/03/2012	ND(1.0)	ND(1.0)	ND(1.0)	ND(1.0)	BRL	5.6	ND(5.0)	ND(5.0)	0.38 J	ND(25)	
	04/10/2012	ND(1.0)	ND(1.0)	ND(1.0)	ND(1.0)	BRL	2.8	ND(5.0)	ND(5.0)	ND(5.0)	ND(25)	
	04/17/2012	ND(1.0)	ND(1.0)	ND(1.0)	ND(1.0)	BRL	3.9	ND(5.0)	ND(5.0)	ND(5.0)	ND(25)	
	04/24/2012	ND(1.0)	ND(1.0)	ND(1.0)	ND(1.0)	BRL	1.6	ND(5.0)	ND(5.0)	ND(5.0)	ND(25)	
	05/01/2012	ND(1.0)	ND(1.0)	ND(1.0)	ND(1.0)	BRL	1.9	ND(5.0)	ND(5.0)	ND(5.0)	ND(25)	
	05/08/2012	ND(1.0)	ND(1.0)	ND(1.0)	ND(1.0)	BRL	2.3	ND(5.0)	ND(5.0)	ND(5.0)	ND(25)	
	05/15/2012	ND(1.0)	ND(1.0)	ND(1.0)	ND(1.0)	BRL	5.1	ND(5.0)	ND(5.0)	0.35 J	ND(25)	
05/22/2012	ND(1.0)	ND(1.0)	ND(1.0)	ND(1.0)	BRL	1.4	ND(5.0)	ND(5.0)	ND(5.0)	ND(25)		
05/29/2012	ND(1.0)	ND(1.0)	ND(1.0)	ND(1.0)	BRL	4.5	ND(5.0)	ND(5.0)	0.35 J	ND(25)		
06/05/2012	ND(1.0)	ND(1.0)	ND(1.0)	ND(1.0)	BRL	3.8	ND(5.0)	ND(5.0)	0.28 J	ND(25)		
06/12/2012	ND(1.0)	ND(1.0)	ND(1.0)	ND(1.0)	BRL	7.3	ND(5.0)	ND(5.0)	ND(5.0)	2.4 J		
06/18/2012	ND(1.0)	ND(1.0)	ND(1.0)	ND(1.0)	BRL	5.5	ND(5.0)	ND(5.0)	0.34 J	ND(25)		

TABLE 1

**Summary of Groundwater Analytical Results
Inactive Exxon Facility #28077
14528 Jarrettsville Pike
Phoenix, Maryland**

August 8, 2005 through January 22, 2019

Sample ID	Date	Benzene (µg/L)	Toluene (µg/L)	Ethyl- benzene (µg/L)	Total Xylenes (µg/L)	Total BTEX (µg/L)	MTBE (µg/L)	DIPE (µg/L)	ETBE (µg/L)	TAME (µg/L)	TBA (µg/L)	Comments
MW-168(115)	06/25/2012	ND(1.0)	ND(1.0)	ND(1.0)	ND(1.0)	BRL	1.3	ND(5.0)	ND(5.0)	ND(5.0)	ND(25)	
	07/03/2012	ND(1.0)	ND(1.0)	ND(1.0)	ND(1.0)	BRL	19.5	ND(5.0)	0.49 J	0.60 J	ND(25)	
	07/09/2012	ND(1.0)	ND(1.0)	ND(1.0)	ND(1.0)	BRL	9	ND(5.0)	0.57 J	ND(5.0)	ND(25)	
	07/17/2012	1.2	ND(1.0)	0.29 J	2.6	4.1 J	56.3	0.34 J	1.1 J	3.6 J	ND(25)	
	07/23/2012	0.8 J	ND(1.0)	ND(1.0)	1.6	2.4 J	54.6	0.25 J	0.98 J	3.2 J	ND(25)	
	07/31/2012	ND(1.0)	ND(1.0)	ND(1.0)	ND(1.0)	BRL	13.8	ND(5.0)	0.41 J	0.63 J	ND(25)	
	08/07/2012	ND(1.0)	ND(1.0)	ND(1.0)	ND(1.0)	BRL	11.5	ND(5.0)	0.31 J	0.72 J	ND(25)	
	08/13/2012	ND(1.0)	ND(1.0)	ND(1.0)	ND(1.0)	BRL	13	ND(5.0)	ND(5.0)	0.72 J	ND(25)	
	08/20/2012	ND(1.0)	ND(1.0)	ND(1.0)	ND(1.0)	BRL	7.2	ND(5.0)	ND(5.0)	0.39 J	ND(25)	
	08/28/2012	ND(1.0)	ND(1.0)	ND(1.0)	ND(1.0)	BRL	7.6	ND(5.0)	ND(5.0)	0.42 J	ND(25)	
	09/04/2012	ND(1.0)	ND(1.0)	ND(1.0)	ND(1.0)	BRL	7.2	ND(5.0)	ND(5.0)	0.43 J	ND(25)	
	09/10/2012	ND(1.0)	ND(1.0)	ND(1.0)	ND(1.0)	BRL	6.7	ND(5.0)	ND(5.0)	ND(5.0)	ND(25)	
	09/18/2012	ND(1.0)	ND(1.0)	ND(1.0)	ND(1.0)	BRL	3.8	ND(5.0)	ND(5.0)	ND(5.0)	ND(25)	
	09/24/2012	ND(1.0)	ND(1.0)	ND(1.0)	ND(1.0)	BRL	1.7	ND(5.0)	ND(5.0)	ND(5.0)	ND(25)	
	10/01/2012	ND(1.0)	ND(1.0)	ND(1.0)	ND(1.0)	BRL	3.8	ND(5.0)	ND(5.0)	ND(5.0)	ND(25)	
	10/08/2012	ND(1.0)	ND(1.0)	ND(1.0)	ND(1.0)	BRL	7.6	ND(5.0)	ND(5.0)	0.53 J	ND(25)	
	10/15/2012	ND(1.0)	ND(1.0)	ND(1.0)	0.24 J	0.24 J	8.1	ND(5.0)	ND(5.0)	0.53 J	ND(25)	
	10/22/2012	ND(1.0)	ND(1.0)	ND(1.0)	ND(1.0)	BRL	7.7	ND(5.0)	ND(5.0)	0.43 J	ND(25)	
	10/31/2012	ND(0.5)	ND(1.0)	ND(1.0)	ND(1.0)	BRL	10.3	ND(2)	ND(2)	ND(2)	ND(20)	
	11/05/2012	ND(1.0)	ND(1.0)	ND(1.0)	0.36 J	0.36 J	11.7	ND(5.0)	0.3 J	0.76 J	ND(25)	
	11/12/2012	ND(1.0)	ND(1.0)	ND(1.0)	0.28 J	0.28 J	10.5	ND(5.0)	ND(5.0)	0.73 J	ND(25)	
	11/19/2012	ND(1.0)	ND(1.0)	ND(1.0)	ND(1.0)	BRL	6.6	ND(5.0)	ND(5.0)	0.36 J	ND(25)	
	11/26/2012	ND(1.0)	ND(1.0)	ND(1.0)	ND(1.0)	BRL	2.7	ND(5.0)	ND(5.0)	ND(5.0)	ND(25)	
	12/04/2012	ND(1.0)	ND(1.0)	ND(1.0)	ND(1.0)	BRL	3	ND(5.0)	ND(5.0)	ND(5.0)	ND(25)	
	12/10/2012	ND(1.0)	ND(1.0)	ND(1.0)	ND(1.0)	BRL	2.9	ND(5.0)	ND(5.0)	ND(5.0)	ND(25)	
	12/17/2012	ND(1.0)	ND(1.0)	ND(1.0)	ND(1.0)	BRL	3.8	ND(5.0)	ND(5.0)	ND(5.0)	ND(25)	
	12/26/2012	ND(1.0)	ND(1.0)	ND(1.0)	ND(1.0)	BRL	1.2	ND(5.0)	ND(5.0)	ND(5.0)	ND(25)	
	01/02/2013	ND(1.0)	ND(1.0)	ND(1.0)	ND(1.0)	BRL	3.7	ND(5.0)	ND(5.0)	ND(5.0)	ND(25)	
	01/07/2013	ND(1.0)	ND(1.0)	ND(1.0)	ND(1.0)	BRL	3.9	ND(5.0)	ND(5.0)	ND(5.0)	ND(25)	
	01/14/2013	ND(1.0)	ND(1.0)	ND(1.0)	ND(1.0)	BRL	1.8	ND(5.0)	ND(5.0)	ND(5.0)	ND(25)	
01/21/2013	ND(1.0)	ND(1.0)	ND(1.0)	ND(1.0)	BRL	5.3	ND(5.0)	ND(5.0)	ND(5.0)	ND(25)		
01/28/2013	ND(1.0)	ND(1.0)	ND(1.0)	ND(1.0)	BRL	5.5	ND(5.0)	ND(5.0)	ND(5.0)	ND(25)		
02/04/2013	ND(1.0)	ND(1.0)	ND(1.0)	ND(1.0)	BRL	1.3	ND(5.0)	ND(5.0)	ND(5.0)	ND(25)		
02/11/2013	ND(1.0)	ND(1.0)	ND(1.0)	ND(1.0)	BRL	1	ND(5.0)	ND(5.0)	ND(5.0)	ND(25)		
02/18/2013	ND(1.0)	ND(1.0)	ND(1.0)	ND(1.0)	BRL	1.2	ND(5.0)	ND(5.0)	ND(5.0)	ND(25)		

TABLE 1

**Summary of Groundwater Analytical Results
Inactive Exxon Facility #28077
14528 Jarrettsville Pike
Phoenix, Maryland**

August 8, 2005 through January 22, 2019

Sample ID	Date	Benzene (µg/L)	Toluene (µg/L)	Ethyl- benzene (µg/L)	Total Xylenes (µg/L)	Total BTEX (µg/L)	MTBE (µg/L)	DIPE (µg/L)	ETBE (µg/L)	TAME (µg/L)	TBA (µg/L)	Comments
MW-168(115)	02/25/2013	ND(1.0)	ND(1.0)	ND(1.0)	ND(1.0)	BRL	0.81 J	ND(5.0)	ND(5.0)	ND(5.0)	ND(25)	
	03/04/2013	ND(1.0)	ND(1.0)	ND(1.0)	ND(1.0)	BRL	1.2	ND(5.0)	ND(5.0)	ND(5.0)	ND(25)	
	03/11/2013	ND(1.0)	ND(1.0)	ND(1.0)	ND(1.0)	BRL	0.76 J	ND(5.0)	ND(5.0)	ND(5.0)	ND(25)	
	03/18/2013	ND(1.0)	ND(1.0)	ND(1.0)	ND(1.0)	BRL	0.62 J	ND(5.0)	ND(5.0)	ND(5.0)	ND(25)	
	03/26/2013	ND(1.0)	ND(1.0)	ND(1.0)	ND(1.0)	BRL	2.1	ND(5.0)	ND(5.0)	ND(5.0)	ND(25)	
	04/01/2013	ND(1.0)	ND(1.0)	ND(1.0)	ND(1.0)	BRL	1.5	ND(5.0)	ND(5.0)	ND(5.0)	ND(25)	
	04/08/2013	ND(1.0)	ND(1.0)	ND(1.0)	ND(1.0)	BRL	0.43 J	ND(5.0)	ND(5.0)	ND(5.0)	ND(25)	
	04/16/2013	ND(1.0)	ND(1.0)	ND(1.0)	ND(1.0)	BRL	4.7	ND(5.0)	ND(5.0)	ND(5.0)	ND(25)	
	04/22/2013	ND(1.0)	ND(1.0)	ND(1.0)	ND(1.0)	BRL	1.8	ND(5.0)	ND(5.0)	ND(5.0)	ND(25)	
	04/29/2013	ND(1.0)	ND(1.0)	ND(1.0)	ND(1.0)	BRL	0.2 J	ND(5.0)	ND(5.0)	ND(5.0)	ND(25)	
	05/06/2013	ND(1.0)	ND(1.0)	ND(1.0)	ND(1.0)	BRL	3.2	ND(5.0)	ND(5.0)	ND(5.0)	ND(25)	
	05/13/2013	ND(1.0)	ND(1.0)	ND(1.0)	ND(1.0)	BRL	2.1	ND(5.0)	ND(5.0)	ND(5.0)	ND(25)	
	05/20/2013	ND(1.0)	0.43 J	ND(1.0)	ND(1.0)	0.43 J	2.6	ND(5.0)	ND(5.0)	ND(5.0)	ND(25)	
	05/28/2013	ND(1.0)	ND(1.0)	ND(1.0)	ND(1.0)	BRL	ND(1.0)	ND(5.0)	ND(5.0)	ND(5.0)	ND(25)	
	06/03/2013	ND(1.0)	ND(1.0)	ND(1.0)	ND(1.0)	BRL	2.3	ND(5.0)	ND(5.0)	ND(5.0)	ND(25)	
	06/10/2013	ND(1.0)	ND(1.0)	ND(1.0)	ND(1.0)	BRL	5.5	ND(5.0)	ND(5.0)	0.31 J	ND(25)	
	06/17/2013	ND(1.0)	ND(1.0)	ND(1.0)	ND(1.0)	BRL	1.1	ND(5.0)	ND(5.0)	ND(5.0)	ND(25)	
	06/24/2013	ND(1.0)	ND(1.0)	ND(1.0)	ND(1.0)	BRL	1.6	ND(5.0)	ND(5.0)	ND(5.0)	ND(25)	
	07/01/2013	ND(1.0)	ND(1.0)	ND(1.0)	ND(1.0)	BRL	ND(1.0)	ND(5.0)	ND(5.0)	ND(5.0)	ND(25)	
	07/08/2013	ND(1.0)	ND(1.0)	ND(1.0)	ND(1.0)	BRL	ND(1.0)	ND(5.0)	ND(5.0)	ND(5.0)	ND(25)	
	07/15/2013	ND(1.0)	ND(1.0)	ND(1.0)	ND(1.0)	BRL	0.31 J	ND(5.0)	ND(5.0)	ND(5.0)	ND(25)	
	07/23/2013	ND(1.0)	ND(1.0)	ND(1.0)	ND(1.0)	BRL	0.24 J	ND(5.0)	ND(5.0)	ND(5.0)	ND(25)	
	07/30/2013	ND(1.0)	ND(1.0)	ND(1.0)	ND(1.0)	BRL	ND(1.0)	ND(5.0)	ND(5.0)	ND(5.0)	ND(25)	
	08/05/2013	ND(1.0)	ND(1.0)	ND(1.0)	ND(1.0)	BRL	3.4	ND(5.0)	ND(5.0)	ND(5.0)	ND(25)	
	08/13/2013	ND(1.0)	ND(1.0)	ND(1.0)	ND(1.0)	BRL	2.3	ND(5.0)	ND(5.0)	ND(5.0)	ND(25)	
08/19/2013	ND(1.0)	ND(1.0)	ND(1.0)	ND(1.0)	BRL	0.42 J	ND(5.0)	ND(5.0)	ND(5.0)	ND(25)		
08/27/2013	ND(1.0)	ND(1.0)	ND(1.0)	ND(1.0)	BRL	0.21 J	ND(5.0)	ND(5.0)	ND(5.0)	ND(25)		
09/03/2013	ND(1.0)	ND(1.0)	ND(1.0)	ND(1.0)	BRL	ND(1.0)	ND(5.0)	ND(5.0)	ND(5.0)	ND(25)		
09/10/2013	ND(1.0)	ND(1.0)	ND(1.0)	ND(1.0)	BRL	0.56 J	ND(5.0)	ND(5.0)	ND(5.0)	ND(25)		
09/16/2013	ND(1.0)	ND(1.0)	ND(1.0)	ND(1.0)	BRL	ND(1.0)	ND(5.0)	ND(5.0)	ND(5.0)	ND(25)		
09/23/2013	ND(1.0)	ND(1.0)	ND(1.0)	ND(1.0)	BRL	0.38 J	ND(5.0)	ND(5.0)	ND(5.0)	ND(25)		
09/30/2013	ND(1.0)	ND(1.0)	ND(1.0)	ND(1.0)	BRL	ND(1.0)	ND(5.0)	ND(5.0)	ND(5.0)	ND(25)		
10/07/2013	ND(1.0)	ND(1.0)	ND(1.0)	ND(1.0)	BRL	1.2	ND(5.0)	ND(5.0)	ND(5.0)	ND(25)		
10/14/2013	ND(1.0)	ND(1.0)	ND(1.0)	ND(1.0)	BRL	0.3 J	ND(5.0)	ND(5.0)	ND(5.0)	ND(25)		
10/22/2013	ND(1.0)	ND(1.0)	ND(1.0)	ND(1.0)	BRL	0.36 J	ND(5.0)	0.33 J	ND(5.0)	ND(25)		

TABLE 1

**Summary of Groundwater Analytical Results
Inactive Exxon Facility #28077
14528 Jarrettsville Pike
Phoenix, Maryland**

August 8, 2005 through January 22, 2019

Sample ID	Date	Benzene (µg/L)	Toluene (µg/L)	Ethyl- benzene (µg/L)	Total Xylenes (µg/L)	Total BTEX (µg/L)	MTBE (µg/L)	DIPE (µg/L)	ETBE (µg/L)	TAME (µg/L)	TBA (µg/L)	Comments
MW-168(115)	10/28/2013	ND(1.0)	ND(1.0)	ND(1.0)	ND(1.0)	BRL	0.33 J	ND(5.0)	0.28 J	ND(5.0)	ND(25)	
	11/04/2013	ND(1.0)	ND(1.0)	ND(1.0)	ND(1.0)	BRL	1.4	ND(5.0)	0.33 J	ND(5.0)	ND(25)	
	11/11/2013	ND(1.0)	ND(1.0)	ND(1.0)	ND(1.0)	BRL	0.51 J	ND(5.0)	0.35 J	ND(5.0)	ND(25)	
	11/18/2013	ND(1.0)	ND(1.0)	ND(1.0)	ND(1.0)	BRL	0.46 J	ND(5.0)	ND(5.0)	ND(5.0)	ND(25)	
	11/25/2013	ND(1.0)	ND(1.0)	ND(1.0)	ND(1.0)	BRL	0.45 J	ND(5.0)	0.36 J	ND(5.0)	ND(25)	
	12/02/2013	ND(1.0)	ND(1.0)	ND(1.0)	ND(1.0)	BRL	0.45 J	ND(5.0)	0.32 J	ND(5.0)	ND(25)	
	12/09/2013	ND(1.0)	ND(1.0)	ND(1.0)	ND(1.0)	BRL	ND(1.0)	ND(5.0)	ND(5.0)	ND(5.0)	ND(25)	
	12/16/2013	ND(1.0)	ND(1.0)	ND(1.0)	ND(1.0)	BRL	ND(1.0)	ND(5.0)	0.33 J	ND(5.0)	ND(25)	
	12/23/2013	ND(1.0)	ND(1.0)	ND(1.0)	ND(1.0)	BRL	ND(1.0)	ND(5.0)	0.26 J	ND(5.0)	ND(25)	
	12/30/2013	ND(1.0)	ND(1.0)	ND(1.0)	ND(1.0)	BRL	ND(1.0)	ND(5.0)	0.25 J	ND(5.0)	ND(25)	
	01/06/2014	ND(1.0)	ND(1.0)	ND(1.0)	ND(1.0)	BRL	ND(1.0)	ND(5.0)	0.27 J	ND(5.0)	ND(25)	
	01/14/2014	ND(1.0)	ND(1.0)	ND(1.0)	ND(1.0)	BRL	ND(1.0)	ND(5.0)	0.29 J	ND(5.0)	ND(25)	
	01/20/2014	ND(1.0)	ND(1.0)	ND(1.0)	ND(1.0)	BRL	ND(1.0)	ND(5.0)	0.31 J	ND(5.0)	ND(25)	
	01/27/2014	ND(1.0)	ND(1.0)	ND(1.0)	ND(1.0)	BRL	ND(1.0)	ND(5.0)	ND(5.0)	ND(5.0)	ND(25)	
	02/03/2014	ND(1.0)	ND(1.0)	ND(1.0)	ND(1.0)	BRL	ND(1.0)	ND(5.0)	0.27 J	ND(5.0)	ND(25)	
	02/10/2014	ND(1.0)	ND(1.0)	ND(1.0)	ND(1.0)	BRL	ND(1.0)	ND(5.0)	0.34 J	ND(5.0)	ND(25)	
	02/17/2014	ND(1.0)	ND(1.0)	ND(1.0)	ND(1.0)	BRL	ND(1.0)	ND(5.0)	0.34 J	ND(5.0)	ND(25)	
	02/24/2014	ND(1.0)	ND(1.0)	ND(1.0)	ND(1.0)	BRL	ND(1.0)	ND(5.0)	0.37 J	ND(5.0)	ND(25)	
	03/04/2014	ND(1.0)	ND(1.0)	ND(1.0)	ND(1.0)	BRL	0.52 J	ND(5.0)	0.34 J	ND(5.0)	ND(25)	
	03/10/2014	ND(1.0)	ND(1.0)	ND(1.0)	ND(1.0)	BRL	ND(1.0)	ND(5.0)	0.35 J	ND(5.0)	ND(25)	
	03/17/2014	ND(0.50)	ND(1.0)	ND(0.50)	ND(1.0)	BRL	ND(1.0)	ND(2.0)	0.30 J	ND(5.0)	ND(25)	
	03/24/2014	ND(0.50)	ND(1.0)	ND(0.50)	ND(1.0)	BRL	ND(1.0)	ND(2.0)	0.28 J	ND(5.0)	ND(25)	
	04/01/2014	ND(0.50)	ND(1.0)	ND(0.50)	ND(1.0)	BRL	ND(1.0)	ND(2.0)	0.32 J	ND(5.0)	ND(25)	
	04/07/2014	ND(0.50)	ND(1.0)	ND(0.50)	ND(1.0)	BRL	ND(1.0)	ND(2.0)	0.34 J	ND(5.0)	ND(25)	
	04/14/2014	ND(0.50)	ND(1.0)	ND(0.50)	ND(1.0)	BRL	ND(1.0)	ND(2.0)	0.30 J	ND(5.0)	ND(25)	
	04/21/2014	ND(0.50)	ND(1.0)	ND(0.50)	ND(1.0)	BRL	ND(1.0)	ND(2.0)	0.36 J	ND(5.0)	ND(25)	
	04/28/2014	ND(0.50)	ND(1.0)	ND(0.50)	ND(1.0)	BRL	ND(1.0)	ND(2.0)	0.38 J	ND(5.0)	ND(25)	
	05/05/2014	ND(0.50)	ND(1.0)	ND(0.50)	ND(1.0)	BRL	ND(1.0)	ND(2.0)	0.32 J	ND(5.0)	ND(25)	
	05/12/2014	ND(0.50)	ND(1.0)	ND(0.50)	ND(1.0)	BRL	ND(1.0)	ND(2.0)	0.30 J	ND(5.0)	15.5 J	
	05/21/2014	ND(0.50)	ND(1.0)	ND(0.50)	ND(1.0)	BRL	ND(1.0)	ND(2.0)	0.34 J	ND(5.0)	ND(25)	
05/28/2014	ND(0.50)	ND(1.0)	ND(1.0)	ND(1.0)	BRL	ND(1.0)	ND(2.0)	0.30 J	ND(5.0)	ND(25)		
06/03/2014	ND(0.50)	ND(1.0)	ND(1.0)	ND(1.0)	BRL	ND(1.0)	ND(2.0)	ND(5.0)	ND(5.0)	ND(25)		
06/09/2014	ND(0.50)	ND(1.0)	ND(1.0)	ND(1.0)	BRL	ND(1.0)	ND(2.0)	ND(5.0)	ND(5.0)	ND(25)		
06/16/2014	ND(0.50)	ND(1.0)	ND(1.0)	ND(1.0)	BRL	ND(1.0)	ND(2.0)	0.27 J	ND(5.0)	ND(25)		
06/23/2014	ND(0.50)	ND(1.0)	ND(1.0)	ND(1.0)	BRL	ND(1.0)	ND(2.0)	0.29 J	ND(5.0)	ND(25)		

TABLE 1

**Summary of Groundwater Analytical Results
Inactive Exxon Facility #28077
14528 Jarrettsville Pike
Phoenix, Maryland**

August 8, 2005 through January 22, 2019

Sample ID	Date	Benzene (µg/L)	Toluene (µg/L)	Ethyl- benzene (µg/L)	Total Xylenes (µg/L)	Total BTEX (µg/L)	MTBE (µg/L)	DIPE (µg/L)	ETBE (µg/L)	TAME (µg/L)	TBA (µg/L)	Comments
MW-168(115)	06/30/2014	ND(0.50)	ND(1.0)	ND(1.0)	ND(1.0)	BRL	ND(1.0)	ND(2.0)	0.27 J	ND(5.0)	ND(25)	
	07/07/2014	ND(0.50)	ND(1.0)	ND(1.0)	ND(1.0)	BRL	ND(1.0)	ND(2.0)	0.29 J	ND(5.0)	ND(25)	
	07/14/2014	ND(0.50)	ND(1.0)	ND(1.0)	ND(1.0)	BRL	0.28 J	ND(2.0)	0.28 J	ND(5.0)	ND(25)	
	07/22/2014	ND(0.50)	ND(1.0)	ND(1.0)	ND(1.0)	BRL	0.40 J	ND(2.0)	0.32 J	ND(5.0)	ND(25)	
	07/28/2014	ND(0.50)	ND(1.0)	ND(1.0)	ND(1.0)	BRL	ND(1.0)	ND(2.0)	ND(5.0)	ND(5.0)	ND(25)	
	08/05/2014	ND(0.50)	ND(1.0)	ND(1.0)	ND(1.0)	BRL	ND(1.0)	ND(2.0)	0.25 J	ND(5.0)	ND(25)	
	08/11/2014	ND(0.50)	ND(1.0)	ND(1.0)	ND(1.0)	BRL	ND(1.0)	ND(2.0)	0.28 J	ND(5.0)	ND(25)	
	08/18/2014	ND(0.50)	ND(1.0)	ND(1.0)	ND(1.0)	BRL	ND(1.0)	ND(2.0)	0.29 J	ND(5.0)	ND(25)	
	08/25/2014	ND(0.50)	ND(1.0)	ND(1.0)	ND(1.0)	BRL	0.27 J	ND(2.0)	0.26 J	ND(2.0)	ND(10)	
	09/02/2014	ND(0.50)	ND(1.0)	ND(1.0)	ND(1.0)	BRL	0.29 J	ND(2.0)	0.24 J	ND(2.0)	ND(10)	
	09/08/2014	ND(0.50)	ND(1.0)	ND(1.0)	ND(1.0)	BRL	0.32 J	ND(2.0)	0.25 J	ND(2.0)	ND(10)	
	09/15/2014	ND(0.50)	ND(1.0)	ND(1.0)	ND(1.0)	BRL	0.27 J	ND(2.0)	0.25 J	ND(2.0)	ND(10)	
	09/22/2014	ND(0.50)	ND(1.0)	ND(1.0)	ND(1.0)	BRL	ND(1.0)	ND(2.0)	0.26 J	ND(2.0)	ND(10)	
	09/29/2014	ND(0.50)	ND(1.0)	ND(1.0)	ND(1.0)	BRL	0.29 J	ND(2.0)	0.23 J	ND(2.0)	ND(10)	
	10/07/2014	ND(0.50)	ND(1.0)	ND(1.0)	ND(1.0)	BRL	0.30 J	ND(2.0)	0.23 J	ND(2.0)	ND(10)	
	10/13/2014	ND(0.50)	ND(1.0)	ND(1.0)	ND(1.0)	BRL	ND(1.0)	ND(2.0)	ND(2.0)	ND(2.0)	ND(10)	
	10/20/2014	ND(0.50)	ND(1.0)	ND(1.0)	ND(1.0)	BRL	ND(1.0)	ND(2.0)	0.23 J	ND(2.0)	ND(10)	
	10/27/2014	ND(0.50)	ND(1.0)	ND(1.0)	ND(1.0)	BRL	ND(1.0)	ND(2.0)	ND(2.0)	ND(2.0)	ND(10)	
	11/03/2014	ND(0.50)	ND(1.0)	ND(1.0)	ND(1.0)	BRL	ND(1.0)	ND(2.0)	ND(2.0)	ND(2.0)	ND(10)	
	11/10/2014	ND(0.50)	ND(1.0)	ND(1.0)	ND(1.0)	BRL	ND(1.0)	ND(2.0)	0.29 J	ND(2.0)	ND(10)	
	11/17/2014	ND(0.50)	ND(1.0)	ND(1.0)	ND(1.0)	BRL	0.36 J	ND(2.0)	0.29 J	ND(2.0)	ND(10)	
	11/24/2014	ND(0.50)	ND(1.0)	ND(1.0)	ND(1.0)	BRL	0.42 J	0.21 J	ND(2.0)	ND(2.0)	ND(10)	
	12/01/2014	ND(0.50)	ND(1.0)	ND(1.0)	ND(1.0)	BRL	0.34 J	ND(2.0)	0.21 J	ND(2.0)	ND(10)	
	12/08/2014	ND(0.50)	ND(1.0)	ND(1.0)	ND(1.0)	BRL	0.42 J	ND(2.0)	0.27 J	ND(2.0)	ND(10)	
	12/15/2014	ND(0.50)	ND(1.0)	ND(1.0)	ND(1.0)	BRL	ND(1.0)	ND(2.0)	ND(2.0)	ND(2.0)	ND(10)	
	12/22/2014	ND(0.50)	ND(1.0)	ND(1.0)	ND(1.0)	BRL	0.40 J	ND(2.0)	ND(2.0)	ND(2.0)	ND(10)	
	12/29/2014	ND(0.50)	ND(1.0)	ND(1.0)	ND(1.0)	BRL	0.48 J	0.24 J	0.36 J	ND(2.0)	ND(10)	
	01/05/2015	ND(1)	ND(1)	ND(1)	ND(1)	BRL	ND(1)	ND(1)	ND(1)	ND(1)	ND(5)	
	01/12/2015	ND(1)	ND(1)	ND(1)	ND(1)	BRL	ND(1)	ND(1)	ND(1)	ND(1)	ND(5)	
	01/19/2015	ND(1)	ND(1)	ND(1)	ND(1)	BRL	ND(1)	ND(1)	ND(1)	ND(1)	ND(5)	
	01/27/2015	ND(1)	ND(1)	ND(1)	ND(1)	BRL	ND(1)	ND(1)	ND(1)	ND(1)	ND(5)	
	02/02/2015	ND(1)	ND(1)	ND(1)	ND(1)	BRL	ND(1)	ND(1)	ND(1)	ND(1)	ND(5)	
02/09/2015	ND(1)	ND(1)	ND(1)	ND(1)	BRL	ND(1)	ND(1)	ND(1)	ND(1)	ND(5)		
02/17/2015	ND(1)	ND(1)	ND(1)	ND(1)	BRL	ND(1)	ND(1)	ND(1)	ND(1)	ND(5)		
02/24/2015	ND(1)	ND(1)	ND(1)	ND(1)	BRL	ND(1)	ND(1)	ND(1)	ND(1)	ND(5)		

TABLE 1

**Summary of Groundwater Analytical Results
Inactive Exxon Facility #28077
14528 Jarrettsville Pike
Phoenix, Maryland**

August 8, 2005 through January 22, 2019

Sample ID	Date	Benzene (µg/L)	Toluene (µg/L)	Ethyl- benzene (µg/L)	Total Xylenes (µg/L)	Total BTEX (µg/L)	MTBE (µg/L)	DIPE (µg/L)	ETBE (µg/L)	TAME (µg/L)	TBA (µg/L)	Comments
MW-168(115)	03/02/2015	ND(1)	ND(1)	ND(1)	ND(1)	BRL	ND(1)	ND(1)	ND(1)	ND(1)	ND(5)	
	03/09/2015	ND(1)	ND(1)	ND(1)	ND(1)	BRL	ND(1)	ND(1)	ND(1)	ND(1)	ND(5)	
	03/16/2015	ND(1)	ND(1)	ND(1)	ND(1)	BRL	ND(1)	ND(1)	ND(1)	ND(1)	ND(5)	
	03/23/2015	ND(1)	ND(1)	ND(1)	ND(1)	BRL	ND(1)	ND(1)	ND(1)	ND(1)	ND(5)	
	03/30/2015	ND(1)	ND(1)	ND(1)	ND(1)	BRL	ND(1)	ND(1)	ND(1)	ND(1)	ND(5)	
	04/06/2015	ND(1)	ND(1)	ND(1)	ND(1)	BRL	ND(1)	ND(1)	ND(1)	ND(1)	ND(5)	
	04/13/2015	ND(1)	ND(1)	ND(1)	ND(1)	BRL	ND(1)	ND(1)	ND(1)	ND(1)	ND(5)	
	04/20/2015	ND(1)	ND(1)	ND(1)	ND(1)	BRL	ND(1)	ND(1)	ND(1)	ND(1)	ND(5)	
	04/27/2015	ND(1)	ND(1)	ND(1)	ND(1)	BRL	ND(1)	ND(1)	ND(1)	ND(1)	ND(5)	
	05/04/2015	ND(1)	ND(1)	ND(1)	ND(1)	BRL	ND(1)	ND(1)	ND(1)	ND(1)	ND(5)	
	05/11/2015	ND(1)	ND(1)	ND(1)	ND(1)	BRL	ND(1)	ND(1)	ND(1)	ND(1)	ND(5)	
	05/18/2015	ND(1)	ND(1)	ND(1)	ND(1)	BRL	ND(1)	ND(1)	ND(1)	ND(1)	ND(5)	
	05/26/2015	ND(1)	ND(1)	ND(1)	ND(1)	BRL	ND(1)	ND(1)	ND(1)	ND(1)	ND(5)	
	06/01/2015	ND(1)	ND(1)	ND(1)	ND(1)	BRL	ND(1)	ND(1)	ND(1)	ND(1)	ND(5)	
	06/08/2015	ND(1)	ND(1)	ND(1)	ND(1)	BRL	ND(1)	ND(1)	ND(1)	ND(1)	ND(5)	
	06/15/2015	ND(1)	ND(1)	ND(1)	ND(1)	BRL	ND(1)	ND(1)	ND(1)	ND(1)	ND(5)	
	06/22/2015	ND(1)	ND(1)	ND(1)	ND(1)	BRL	ND(1)	ND(1)	ND(1)	ND(1)	ND(5)	
	06/29/2015	ND(1)	ND(1)	ND(1)	ND(1)	BRL	ND(1)	ND(1)	ND(1)	ND(1)	ND(5)	
	07/06/2015	ND(1)	ND(1)	ND(1)	ND(1)	BRL	ND(1)	ND(1)	ND(1)	ND(1)	ND(5)	
	07/13/2015	ND(1)	ND(1)	ND(1)	ND(1)	BRL	ND(1)	ND(1)	ND(1)	ND(1)	ND(5)	
	07/20/2015	ND(1)	ND(1)	ND(1)	ND(1)	BRL	ND(1)	ND(1)	ND(1)	ND(1)	ND(5)	
	07/27/2015	ND(1)	ND(1)	ND(1)	ND(1)	BRL	ND(1)	ND(1)	ND(1)	ND(1)	ND(5)	
	08/03/2015	ND(1)	ND(1)	ND(1)	ND(1)	BRL	ND(1)	ND(1)	ND(1)	ND(1)	ND(5)	
	08/10/2015	ND(1)	ND(1)	ND(1)	ND(1)	BRL	ND(1)	ND(1)	ND(1)	ND(1)	ND(5)	
	08/17/2015	ND(1)	ND(1)	ND(1)	ND(1)	BRL	ND(1)	ND(1)	ND(1)	ND(1)	ND(5)	
	08/24/2015	ND(1)	ND(1)	ND(1)	19	19	20	ND(1)	ND(1)	1	ND(5)	
08/31/2015	ND(1)	ND(1)	ND(1)	0.6 J	0.6 J	7	ND(1)	ND(1)	ND(1)	ND(5)		
09/08/2015	ND(1)	ND(1)	ND(1)	0.7 J	0.7 J	6	ND(1)	ND(1)	ND(1)	ND(5)		
09/14/2015	ND(1)	ND(1)	ND(1)	0.6 J	0.6 J	5	ND(1)	ND(1)	ND(1)	ND(5)		
09/21/2015	ND(1)	ND(1)	ND(1)	0.8 J	0.8 J	5	ND(1)	ND(1)	ND(1)	ND(5)		
09/28/2015	ND(1)	ND(1)	ND(1)	ND(1)	BRL	4	ND(1)	ND(1)	ND(1)	ND(5)		
10/05/2015	ND(1)	ND(1)	ND(1)	1	1	4	ND(1)	ND(1)	ND(1)	ND(5)		
10/12/2015	ND(1)	ND(1)	ND(1)	0.8 J	0.8 J	4	ND(1)	ND(1)	ND(1)	ND(5)		
10/22/2015	ND(1)	ND(1)	ND(1)	0.6 J	0.6 J	4	ND(1)	ND(1)	ND(1)	ND(5)		
10/26/2015	ND(1)	ND(1)	ND(1)	ND(1)	BRL	3	ND(1)	ND(1)	ND(1)	ND(5)		

TABLE 1

**Summary of Groundwater Analytical Results
Inactive Exxon Facility #28077
14528 Jarrettsville Pike
Phoenix, Maryland**

August 8, 2005 through January 22, 2019

Sample ID	Date	Benzene (µg/L)	Toluene (µg/L)	Ethyl- benzene (µg/L)	Total Xylenes (µg/L)	Total BTEX (µg/L)	MTBE (µg/L)	DIPE (µg/L)	ETBE (µg/L)	TAME (µg/L)	TBA (µg/L)	Comments
MW-168(115)	11/03/2015	ND(1)	ND(1)	ND(1)	ND(1)	BRL	2	ND(1)	ND(1)	ND(1)	ND(5)	
	11/10/2015	ND(1)	ND(1)	ND(1)	ND(1)	BRL	1	ND(1)	ND(1)	ND(1)	ND(5)	
	11/16/2015	ND(1)	ND(1)	ND(1)	ND(1)	BRL	1	ND(1)	ND(1)	ND(1)	ND(5)	
	11/23/2015	ND(1)	ND(1)	ND(1)	ND(1)	BRL	1	ND(1)	ND(1)	ND(1)	ND(5)	
	11/30/2015	ND(1)	ND(1)	ND(1)	ND(1)	BRL	1	ND(1)	ND(1)	ND(1)	ND(5)	
	12/08/2015	ND(1)	ND(1)	ND(1)	ND(1)	BRL	1	ND(1)	ND(1)	ND(1)	ND(5)	
	12/14/2015	ND(1)	ND(1)	ND(1)	ND(1)	BRL	0.6 J	ND(1)	ND(1)	ND(1)	ND(5)	
	12/22/2015	ND(1)	ND(1)	ND(1)	ND(1)	BRL	1	ND(1)	ND(1)	ND(1)	ND(5)	
	12/31/2015	ND(1)	ND(1)	ND(1)	ND(1)	BRL	0.7 J	ND(1)	ND(1)	ND(1)	ND(5)	
	01/06/2016	ND(1)	ND(1)	ND(1)	ND(1)	BRL	0.5 J	ND(1)	ND(1)	ND(1)	4 J	
	01/15/2016	ND(1)	ND(1)	ND(1)	ND(1)	BRL	0.5 J	ND(1)	ND(1)	ND(1)	ND(5)	
	01/21/2016	ND(1)	ND(1)	ND(1)	ND(1)	BRL	ND(1)	ND(1)	ND(1)	ND(1)	ND(5)	
	01/29/2016	ND(1)	ND(1)	ND(1)	ND(1)	BRL	ND(1)	ND(1)	ND(1)	ND(1)	ND(5)	
	02/04/2016	ND(1)	ND(1)	ND(1)	ND(1)	BRL	ND(1)	ND(1)	ND(1)	ND(1)	ND(5)	
	02/08/2016	ND(1)	ND(1)	ND(1)	ND(1)	BRL	ND(1)	ND(1)	ND(1)	ND(1)	ND(5)	
	02/17/2016	ND(1)	ND(1)	ND(1)	ND(1)	BRL	ND(1)	ND(1)	ND(1)	ND(1)	ND(5)	
	02/22/2016	ND(1)	ND(1)	ND(1)	ND(1)	BRL	ND(1)	ND(1)	ND(1)	ND(1)	ND(5)	
	03/03/2016	ND(1)	ND(1)	ND(1)	ND(1)	BRL	ND(1)	ND(1)	ND(1)	ND(1)	ND(5)	
	03/11/2016	ND(1)	ND(1)	ND(1)	ND(1)	BRL	ND(1)	ND(1)	ND(1)	ND(1)	ND(5)	
	03/15/2016	ND(1)	ND(1)	ND(1)	ND(1)	BRL	ND(1)	ND(1)	ND(1)	ND(1)	ND(5)	
	03/25/2016	ND(1)	ND(1)	ND(1)	ND(1)	BRL	ND(1)	ND(1)	ND(1)	ND(1)	ND(5)	
	03/30/2016	ND(1)	ND(1)	ND(1)	ND(1)	BRL	ND(1)	ND(1)	ND(1)	ND(1)	ND(5)	
	04/08/2016	ND(1)	ND(1)	ND(1)	ND(1)	BRL	ND(1)	ND(1)	ND(1)	ND(1)	ND(20)	
	04/14/2016	ND(1)	ND(1)	ND(1)	ND(1)	BRL	ND(1)	ND(1)	ND(1)	ND(1)	ND(5)	
	04/20/2016	ND(1)	ND(1)	ND(1)	ND(1)	BRL	ND(1)	ND(1)	ND(1)	ND(1)	ND(5)	
	04/28/2016	ND(1)	ND(1)	ND(1)	ND(1)	BRL	ND(1)	ND(1)	ND(1)	ND(1)	ND(5)	
	05/05/2016	ND(1)	ND(1)	ND(1)	ND(1)	BRL	ND(1)	ND(1)	ND(1)	ND(1)	ND(5)	
	06/27/2016	ND(1)	ND(1)	ND(1)	ND(1)	BRL	ND(1)	ND(1)	ND(1)	ND(1)	ND(5)	
	07/07/2016	ND(1)	ND(1)	ND(1)	ND(1)	BRL	ND(1)	ND(1)	ND(1)	ND(1)	ND(5)	
	08/05/2016	ND(1)	ND(1)	ND(1)	ND(1)	BRL	ND(1)	ND(1)	ND(1)	ND(1)	ND(5)	
09/27/2016	ND(1)	ND(1)	ND(1)	ND(1)	BRL	ND(1)	ND(1)	ND(1)	ND(1)	ND(20)		
10/18/2016	ND(1)	ND(1)	ND(1)	ND(1)	BRL	ND(1)	ND(1)	ND(1)	ND(1)	ND(5)		
11/23/2016	ND(1)	ND(1)	ND(1)	ND(1)	BRL	ND(1)	ND(1)	ND(1)	ND(1)	ND(5)		
12/20/2016	ND(1)	ND(1)	ND(1)	ND(1)	BRL	ND(1)	ND(1)	ND(1)	ND(1)	ND(5)		
01/06/2017	ND(1)	ND(1)	ND(1)	ND(1)	BRL	ND(1)	ND(1)	ND(1)	ND(1)	ND(5)		

TABLE 1

**Summary of Groundwater Analytical Results
Inactive Exxon Facility #28077
14528 Jarrettsville Pike
Phoenix, Maryland**

August 8, 2005 through January 22, 2019

Sample ID	Date	Benzene (µg/L)	Toluene (µg/L)	Ethyl- benzene (µg/L)	Total Xylenes (µg/L)	Total BTEX (µg/L)	MTBE (µg/L)	DIPE (µg/L)	ETBE (µg/L)	TAME (µg/L)	TBA (µg/L)	Comments
MW-168(115)	02/22/2017	ND(1)	ND(1)	ND(1)	ND(1)	BRL	ND(1)	ND(1)	ND(1)	ND(1)	ND(5)	
	03/29/2017	ND(1)	ND(1)	ND(1)	ND(1)	BRL	ND(1)	ND(1)	ND(1)	ND(1)	ND(5)	
	04/25/2017	ND(1)	ND(1)	ND(1)	ND(1)	BRL	ND(1)	ND(1)	ND(1)	ND(1)	ND(5)	
	05/17/2017	ND(1)	ND(1)	ND(1)	ND(1)	BRL	ND(1)	ND(1)	ND(1)	ND(1)	ND(5)	
	06/28/2017	ND(1)	ND(1)	ND(1)	ND(1)	BRL	ND(1)	ND(1)	ND(1)	ND(1)	ND(5)	
	07/24/2017	ND(1)	ND(1)	ND(1)	ND(1)	BRL	ND(1)	ND(1)	ND(1)	ND(1)	ND(5)	
	08/31/2017	ND(1)	ND(1)	ND(1)	ND(1)	BRL	ND(1)	ND(1)	ND(1)	ND(1)	ND(5)	
	01/29/2018	ND(1)	ND(1)	ND(1)	ND(1)	BRL	7	ND(1)	ND(1)	ND(1)	ND(20)	
	02/26/2018	ND(1)	ND(1)	ND(1)	ND(1)	BRL	1	ND(1)	ND(1)	ND(1)	ND(5)	
	03/09/2018	ND(1)	ND(1)	ND(1)	ND(1)	BRL	2	ND(1)	ND(1)	ND(1)	ND(5)	
	04/05/2018	ND(1)	ND(1)	ND(1)	0.5 J	0.5 J	7	ND(1)	ND(1)	0.7 J	ND(5)	
	10/19/2018	ND(1)	ND(1)	ND(1)	ND(5)	BRL	0.5 J	ND(1)	0.3 J	ND(1)	ND(25)	
11/26/2018	ND(1)	ND(1)	ND(1)	ND(5)	BRL	0.2 J	ND(1)	0.2 J	ND(1)	ND(25)		
12/20/2018	ND(1)	ND(1)	ND(1)	ND(5)	BRL	0.3 J	ND(1)	0.2 J	ND(1)	ND(25)		
MW-168(148)	03/12/2009	10.7	2.7	ND(1.0)	24.3	37.7	962	4.2 J	14.3	66.3	ND(25)	
	04/08/2009	1.9	2.1	ND(1.0)	20.8	24.8	922	6.2	18.3	80	ND(25)	
	04/15/2009	4.1	3.4	ND(1.0)	38.4	45.9	1610	7	24.9	116	ND(25)	
	04/22/2009	4.8	2.3	ND(1.0)	36.1	43.2	980	6.4	21.9	90.7	ND(25)	
	04/29/2009	5.6	2	ND(1.0)	38.2	46	1060	6.9	21.7	85.4	ND(25)	
	05/06/2009	6.1	ND(5.0)	ND(5.0)	33.9	40.0	968	5.9 J	19.6 J	75.2	ND(130)	
	05/14/2009	13.1	2	ND(1.0)	48.2	63	1040	6.4	21.8	85.4	ND(25)	
	05/20/2009	12.9	1.7	ND(1.0)	34.8	49.4	1070	6.7	21.8	83.9	ND(25)	
	05/27/2009	5.7	0.98 J	ND(2)	25.3	32.0 J	842	3.8 J	13.6	64.6	ND(50)	
	06/03/2009	0.34 J	ND(1.0)	ND(1.0)	ND(1.0)	0.34 J	1150	6.1	19.4	77	ND(25)	
	06/10/2009	ND(5.0)	ND(5.0)	ND(5.0)	ND(5.0)	BRL	936	4 J	14.2 J	64.8	ND(130)	
	06/17/2009	ND(1.0)	ND(1.0)	ND(1.0)	ND(1.0)	BRL	814	4.4 J	15.4	65.2	ND(25)	
	06/24/2009	ND(1.0)	ND(1.0)	ND(1.0)	ND(1.0)	BRL	733	4 J	13.4	57.6	ND(25)	
	07/01/2009	ND(1.0)	0.37 J	ND(1.0)	ND(1.0)	0.37 J	708	3 J	11.2	50.6	ND(25)	
	07/16/2009	ND(2.5)	ND(2.5)	ND(2.5)	ND(2.5)	BRL	510	2 J	7.8 J	30.4	ND(63)	
	07/29/2009	0.38 J	ND(1.0)	ND(1.0)	1.9	2.3 J	548	2.8 J	9.8	33.2	ND(25)	
	08/11/2009	ND(1.0)	ND(1.0)	ND(1.0)	ND(1.0)	BRL	642	3.8 J	12.5	41.5	ND(25)	
	08/25/2009	0.33 J	0.65 J	0.34 J	1.6	2.9 J	673	3.2 J	11.1	40	ND(25)	
09/08/2009	0.33 J	0.64 J	ND(1.0)	1.3	2.3 J	485	2.9 J	9.3	32.7	ND(25)		
09/22/2009	0.44 J	ND(1.0)	ND(1.0)	2.3	2.7 J	474	2.3 J	8.1	26.7	ND(25)		
10/06/2009	0.51 J	ND(1.0)	ND(1.0)	1.2	1.7 J	530	3.5 J	11.9	29.9	ND(25)		

TABLE 1

**Summary of Groundwater Analytical Results
Inactive Exxon Facility #28077
14528 Jarrettsville Pike
Phoenix, Maryland**

August 8, 2005 through January 22, 2019

Sample ID	Date	Benzene (µg/L)	Toluene (µg/L)	Ethyl- benzene (µg/L)	Total Xylenes (µg/L)	Total BTEX (µg/L)	MTBE (µg/L)	DIPE (µg/L)	ETBE (µg/L)	TAME (µg/L)	TBA (µg/L)	Comments
MW-168(148)	10/20/2009	ND(1.0)	ND(1.0)	0.34 J	ND(1.0)	0.34 J	418	2.6 J	10.4	23.4	ND(25)	
	11/03/2009	0.84 J	0.42 J	ND(1.0)	1.7	3.0 J	388	1.8 J	6.9	19.9	ND(25)	
	12/03/2009	3.2	ND(1.0)	ND(1.0)	0.96 J	4.2 J	664	4.2 J	13.4	24.9	ND(25)	
	01/05/2010	2.1	ND(1.0)	ND(1.0)	1.5	3.6	361	2 J	6.7	17.8	ND(25)	
	02/02/2010	14.1	ND(1.0)	ND(1.0)	1.3	15.4	1210	5.6	19.7	47.5	ND(25)	
	03/02/2010	18.2	0.57 J	0.37 J	2.8	21.9 J	1490	5.3	19.3	53.1	ND(25)	
	03/16/2010	22.3	ND(5.0)	ND(5.0)	2.6 J	24.9 J	2440	6.5 J	22.3 J	61.6	ND(130)	
	03/22/2010	15.1	ND(5.0)	ND(5.0)	ND(5.0)	15.1	1310	4.5 J	17.4 J	50.4	ND(130)	
	03/31/2010	41	ND(1.0)	ND(1.0)	4	45	2750	12.5	43.2	111	44	
	04/06/2010	49.6	ND(1.0)	ND(1.0)	3.1	52.7	4610	13.3	53.8	140	45.8	
	04/13/2010	44.6	ND(5.0)	ND(5.0)	2.3 J	46.9 J	3300	9.3 J	38.5	119	ND(130)	
	04/20/2010	69.5	ND(5.0)	ND(5.0)	6.4	75.9	5970	18 J	62.8	174	225	
	04/27/2010	67.2	ND(5.0)	ND(5.0)	5.9	73.1	5750	14.8 J	56.6	163	103 J	
	05/04/2010	63.8	ND(10)	ND(10)	5.8 J	69.6 J	4740	9.4 J	43.4 J	170	ND(250)	
	05/11/2010	108	4 J	ND(5.0)	18.2	130 J	8040	28.3	98.7	263	491	
	05/18/2010	70.8	ND(10)	ND(10)	9.2 J	80.0 J	5440	15.9 J	63	181	119 J	
	05/25/2010	70.1	ND(20)	ND(20)	5.4 J	75.5 J	7450	16.7 J	69.9 J	216	1280	
	06/01/2010	21.1	ND(10)	ND(10)	ND(10)	21.1	5460	13.1 J	61.1	192	1340	
	06/08/2010	77.9	ND(10)	ND(10)	11	89	5850	15.3 J	63.4	175	73.9 J	
	06/15/2010	78.5	ND(10)	ND(10)	9.3 J	87.8 J	5850	18.4 J	69.7	190	ND(250)	
	06/22/2010	69.3	ND(10)	ND(10)	10	79	5760	15.7 J	62	169	111 J	
	06/29/2010	50.7	ND(1.0)	ND(1.0)	11.5	62.2	3880	13.2	52.2	130	40.4	
	07/06/2010	12.4	ND(1.0)	ND(1.0)	3.9	16.3	1600	5.3	20.5	51.7	25.6	
	08/31/2010	0.81 J	1.3	ND(1.0)	ND(1.0)	2.1 J	163	0.54 J	2.3 J	5.6	ND(25)	
	09/07/2010	3.8	2.7	ND(2.5)	0.88 J	7.4 J	754	2.3 J	8.6 J	25.1	ND(63)	
	09/14/2010	2.3	1.3	ND(1.0)	1.4	5.0	320	1 J	3.9 J	10.7	ND(25)	
	09/21/2010	2.9	1.4	ND(1.0)	1	5	365	1.2 J	4.7 J	13.3	ND(25)	
	09/28/2010	2.5	1.3	ND(1.0)	0.95 J	4.8 J	379	1.8 J	5.5	13.7	ND(25)	
	10/07/2010	ND(1.0)	ND(1.0)	ND(1.0)	ND(1.0)	BRL	156	0.75 J	2.5 J	5.2	ND(25)	
	10/12/2010	3.5	1.6	ND(1.0)	1.3	6.4	552	3 J	8.7	22.5	ND(25)	
10/18/2010	1.7	0.94 J	ND(1.0)	0.58 J	3.2 J	310	0.85 J	3.1 J	7.2	ND(25)		
10/26/2010	6.4	2.4	ND(1.0)	2.1	10.9	1500	4.4 J	17.1	52.1	ND(25)		
11/02/2010	3.4 J	ND(5.0)	ND(5.0)	ND(5.0)	3.4 J	1120	3.1 J	12.5 J	37.2	ND(130)		
11/09/2010	2.9 J	ND(5.0)	ND(5.0)	ND(5.0)	2.9 J	1210	3.7 J	14.4 J	37.3	ND(130)		
11/16/2010	2.9	0.91 J	ND(2)	0.85 J	4.7 J	800	2.9 J	11.6	31.2	ND(50)		

TABLE 1

**Summary of Groundwater Analytical Results
Inactive Exxon Facility #28077
14528 Jarrettsville Pike
Phoenix, Maryland**

August 8, 2005 through January 22, 2019

Sample ID	Date	Benzene (µg/L)	Toluene (µg/L)	Ethyl- benzene (µg/L)	Total Xylenes (µg/L)	Total BTEX (µg/L)	MTBE (µg/L)	DIPE (µg/L)	ETBE (µg/L)	TAME (µg/L)	TBA (µg/L)	Comments
MW-168(148)	11/23/2010	1.7	0.53 J	ND(1.0)	0.55 J	2.8 J	610	1.9 J	7.5	17.3	ND(25)	
	11/30/2010	2.7	0.77 J	ND(1.0)	0.91 J	4.4 J	781	2.7 J	11.5	32.3	ND(25)	
	12/07/2010	2.9	0.84 J	ND(1.0)	0.98 J	4.7 J	660	2.3 J	9.2	25.9	ND(25)	
	12/14/2010	1.4	0.65 J	ND(1.0)	0.32 J	2.4 J	563	2.8 J	10.3	15.7	ND(25)	
	12/21/2010	1.1	0.33 J	ND(1.0)	0.41 J	1.8 J	580	2.3 J	8.8	16.8	ND(25)	
	12/28/2010	1.3	ND(1.0)	ND(1.0)	0.35 J	1.7 J	483	1.8 J	6.8	16.7	ND(25)	
	01/04/2011	0.62 J	ND(1.0)	ND(1.0)	ND(1.0)	0.62 J	383	2 J	6.9	12	115	
	01/12/2011	1.3	ND(1.0)	ND(1.0)	0.32 J	1.6 J	358	1.2 J	4.8 J	13	ND(25)	
	01/17/2011	0.66 J	ND(1.0)	ND(1.0)	ND(1.0)	0.66 J	353	1.2 J	4.3 J	10.8	ND(25)	
	01/24/2011	0.85 J	ND(1.0)	ND(1.0)	ND(1.0)	0.85 J	343	1 J	4.2 J	10.3	ND(25)	
	02/03/2011	ND(1.0)	ND(1.0)	ND(1.0)	ND(1.0)	BRL	277	0.98 J	3.8 J	8.4	ND(25)	
	02/14/2011	ND(1.0)	ND(1.0)	ND(1.0)	ND(1.0)	BRL	185	0.75 J	3.3 J	5.4	ND(25)	
	02/22/2011	27.1	1.6	2.8	3.9	35.4	2710	6.8	29.7	95.7	21 J	
	03/01/2011	5.2	ND(1.0)	ND(1.0)	0.37 J	5.6 J	549	2 J	7.5	20.8	ND(25)	
	03/08/2011	4.7	0.39 J	ND(1.0)	0.52 J	5.6 J	286	0.78 J	3.1 J	10.3	ND(25)	
	03/22/2011	8.4	ND(1.0)	ND(1.0)	0.31 J	8.7 J	659	2 J	8.1	27.1	9.9 J	
	03/28/2011	3.8	ND(2.5)	ND(2.5)	ND(2.5)	3.8	1240	3.3 J	13.2	49.3	ND(63)	
	04/05/2011	5.8	ND(1.0)	ND(1.0)	ND(1.0)	5.8	268	1.2 J	4.9 J	17.1	89	
	04/12/2011	4.1	ND(1.0)	ND(1.0)	ND(1.0)	4.1	252	0.84 J	3.3 J	10.6	ND(25)	
	04/18/2011	ND(1.0)	ND(1.0)	ND(1.0)	ND(1.0)	BRL	45.4	0.44 J	1.4 J	1.8 J	ND(25)	
	04/25/2011	6.9	ND(1.0)	ND(1.0)	ND(1.0)	6.9	934	2.6 J	12.2	40.3	46.3	
	05/02/2011	2.8	ND(1.0)	ND(1.0)	0.59 J	3.4 J	402	1.1 J	4.9 J	19.1	49.7	
	05/10/2011	3.3	ND(1.0)	ND(1.0)	ND(1.0)	3.3	590	1.7 J	6.7	22.8	ND(25)	
	05/17/2011	0.27 J	ND(1.0)	ND(1.0)	0.27 J	0.54 J	249	0.98 J	3.5 J	10.1	ND(25)	
	05/24/2011	ND(1.0)	ND(1.0)	ND(1.0)	ND(1.0)	BRL	835	2.6 J	9.9	32.5	ND(25)	
	05/31/2011	ND(1.0)	ND(1.0)	ND(1.0)	ND(1.0)	BRL	15.6	ND(5.0)	0.63 J	1 J	ND(25)	
	06/06/2011	ND(1.0)	ND(1.0)	ND(1.0)	ND(1.0)	BRL	497	1.4 J	6.2	19.8	33.8	
	06/11/2011	ND(1.0)	ND(1.0)	ND(1.0)	ND(1.0)	BRL	761	2.2 J	9.7	30.6	66.6	
	06/21/2011	ND(1.0)	ND(1.0)	ND(1.0)	ND(1.0)	BRL	537	1.7 J	6.9	21	190	
	06/28/2011	ND(1.0)	ND(1.0)	ND(1.0)	ND(1.0)	BRL	160	0.43 J	1.8 J	6.3	ND(25)	
07/05/2011	ND(1.0)	ND(1.0)	ND(1.0)	ND(1.0)	BRL	517	1.2 J	6.1	20.6	23.7 J		
07/12/2011	ND(1.0)	ND(1.0)	ND(1.0)	ND(1.0)	BRL	11.6	ND(5.0)	0.44 J	0.41 J	ND(25)		
07/18/2011	ND(1.0)	ND(1.0)	ND(1.0)	ND(1.0)	BRL	2.8	ND(5.0)	0.46 J	ND(5.0)	ND(25)		
07/26/2011	ND(1.0)	ND(1.0)	ND(1.0)	ND(1.0)	BRL	289	1 J	4 J	12.5	46.4		
08/01/2011	ND(1.0)	ND(1.0)	ND(1.0)	ND(1.0)	BRL	559	1.4 J	6.4	21.5	114		

TABLE 1

**Summary of Groundwater Analytical Results
Inactive Exxon Facility #28077
14528 Jarrettsville Pike
Phoenix, Maryland**

August 8, 2005 through January 22, 2019

Sample ID	Date	Benzene (µg/L)	Toluene (µg/L)	Ethyl- benzene (µg/L)	Total Xylenes (µg/L)	Total BTEX (µg/L)	MTBE (µg/L)	DIPE (µg/L)	ETBE (µg/L)	TAME (µg/L)	TBA (µg/L)	Comments
MW-168(148)	08/08/2011	ND(1.0)	ND(1.0)	ND(1.0)	ND(1.0)	BRL	222	0.71 J	2.8 J	8.8	ND(25)	
	08/15/2011	ND(1.0)	ND(1.0)	ND(1.0)	ND(1.0)	BRL	568	1.3 J	6.3	24.8	ND(25)	
	08/22/2011	ND(1.0)	ND(1.0)	ND(1.0)	ND(1.0)	BRL	414	1.4 J	5.5	16.3	13 J	
	08/29/2011	0.22 J	ND(1.0)	ND(1.0)	ND(1.0)	0.22 J	496	1.4 J	6.1	19.3	10.8 J	
	09/06/2011	ND(1.0)	ND(1.0)	ND(1.0)	ND(1.0)	BRL	180	0.55 J	2.6 J	7.6	ND(25)	
	09/13/2011	ND(1.0)	ND(1.0)	ND(1.0)	ND(1.0)	BRL	305	1 J	4 J	10.9	ND(25)	
	09/20/2011	ND(1.0)	ND(1.0)	ND(1.0)	ND(1.0)	BRL	206	0.68 J	3.1 J	8.4	ND(25)	
	09/26/2011	ND(1.0)	ND(1.0)	ND(1.0)	ND(1.0)	BRL	307	0.88 J	3.9 J	11	ND(25)	
	10/03/2011	ND(1.0)	ND(1.0)	ND(1.0)	ND(1.0)	BRL	132	0.67 J	2.3 J	4.7 J	ND(25)	
	10/10/2011	ND(1.0)	ND(1.0)	ND(1.0)	ND(1.0)	BRL	31.5	ND(5.0)	0.73 J	1.4 J	ND(25)	
	10/17/2011	ND(1.0)	ND(1.0)	ND(1.0)	ND(1.0)	BRL	76.2	0.4 J	1.4 J	3.3 J	ND(25)	
	10/24/2011	ND(1.0)	ND(1.0)	ND(1.0)	ND(1.0)	BRL	182	0.67 J	2.6 J	7	ND(25)	
	10/31/2011	0.29 J	ND(1.0)	ND(1.0)	0.25 J	0.54 J	93	0.35 J	1.4 J	3.6 J	ND(25)	
	11/08/2011	ND(1.0)	ND(1.0)	ND(1.0)	ND(1.0)	BRL	55.4	ND(5.0)	0.81 J	2.1 J	ND(25)	
	11/14/2011	ND(1.0)	ND(1.0)	ND(1.0)	ND(1.0)	BRL	78.3	0.29 J	1.2 J	3 J	ND(25)	
	11/21/2011	ND(1.0)	ND(1.0)	ND(1.0)	ND(1.0)	BRL	97.6	0.45 J	1.6 J	4.2 J	ND(25)	
	11/29/2011	ND(1.0)	ND(1.0)	ND(1.0)	ND(1.0)	BRL	5.5	ND(5.0)	ND(5.0)	ND(5.0)	ND(25)	
	12/05/2011	ND(1.0)	ND(1.0)	ND(1.0)	ND(1.0)	BRL	1.4	ND(5.0)	ND(5.0)	ND(5.0)	ND(25)	
	12/13/2011	0.44 J	ND(1.0)	ND(1.0)	0.49 J	0.93 J	21.4	ND(5.0)	0.51 J	1.4 J	ND(25)	
	12/20/2011	ND(1.0)	ND(1.0)	ND(1.0)	ND(1.0)	BRL	27.2	ND(5.0)	0.62 J	1.8 J	ND(25)	
	12/27/2011	ND(1.0)	ND(1.0)	ND(1.0)	ND(1.0)	BRL	13.6	ND(5.0)	0.47 J	1.1 J	ND(25)	
	01/03/2012	ND(1.0)	ND(1.0)	ND(1.0)	ND(1.0)	BRL	10.4	ND(5.0)	0.28 J	0.85 J	ND(25)	
	01/09/2012	ND(1.0)	ND(1.0)	ND(1.0)	ND(1.0)	BRL	9.8	ND(5.0)	0.25 J	0.64 J	ND(25)	
	01/17/2012	0.5 J	ND(1.0)	ND(1.0)	0.52 J	1.0 J	18.4	ND(5.0)	0.45 J	1.3 J	ND(25)	
	01/24/2012	ND(1.0)	ND(1.0)	ND(1.0)	ND(1.0)	BRL	16.8	ND(5.0)	0.48 J	1.2 J	ND(25)	
	01/30/2012	ND(1.0)	ND(1.0)	ND(1.0)	ND(1.0)	BRL	30.4	ND(5.0)	0.64 J	2.4 J	ND(25)	
	02/07/2012	ND(1.0)	ND(1.0)	ND(1.0)	0.21 J	0.21 J	7.4	ND(5.0)	ND(5.0)	0.44 J	ND(25)	
	02/13/2012	ND(1.0)	ND(1.0)	ND(1.0)	ND(1.0)	BRL	9	ND(5.0)	0.25 J	0.66 J	ND(25)	
	02/21/2012	ND(1.0)	ND(1.0)	ND(1.0)	ND(1.0)	BRL	4.7	ND(5.0)	ND(5.0)	ND(5.0)	ND(25)	
	02/28/2012	ND(1.0)	ND(1.0)	ND(1.0)	ND(1.0)	BRL	4.1	ND(5.0)	ND(5.0)	ND(5.0)	ND(25)	
03/06/2012	ND(1.0)	ND(1.0)	ND(1.0)	ND(1.0)	BRL	14.6	ND(5.0)	0.52 J	0.89 J	ND(25)		
03/12/2012	ND(1.0)	ND(1.0)	ND(1.0)	ND(1.0)	BRL	20.1	ND(5.0)	0.47 J	1.4 J	ND(25)		
03/20/2012	ND(1.0)	ND(1.0)	ND(1.0)	ND(1.0)	BRL	25	0.25 J	0.67 J	1.9 J	ND(25)		
03/27/2012	ND(1.0)	ND(1.0)	ND(1.0)	ND(1.0)	BRL	17.9	ND(5.0)	0.46 J	1 J	ND(25)		
04/03/2012	ND(1.0)	ND(1.0)	ND(1.0)	ND(1.0)	BRL	7.5	ND(5.0)	0.28 J	0.5 J	ND(25)		

TABLE 1

**Summary of Groundwater Analytical Results
Inactive Exxon Facility #28077
14528 Jarrettsville Pike
Phoenix, Maryland**

August 8, 2005 through January 22, 2019

Sample ID	Date	Benzene (µg/L)	Toluene (µg/L)	Ethyl- benzene (µg/L)	Total Xylenes (µg/L)	Total BTEX (µg/L)	MTBE (µg/L)	DIPE (µg/L)	ETBE (µg/L)	TAME (µg/L)	TBA (µg/L)	Comments
MW-168(148)	04/10/2012	ND(1.0)	ND(1.0)	ND(1.0)	ND(1.0)	BRL	18.1	ND(5.0)	0.49 J	1.2 J	ND(25)	
	04/17/2012	ND(1.0)	ND(1.0)	ND(1.0)	ND(1.0)	BRL	6.2	ND(5.0)	ND(5.0)	ND(5.0)	ND(25)	
	04/24/2012	ND(1.0)	ND(1.0)	ND(1.0)	ND(1.0)	BRL	5.7	ND(5.0)	ND(5.0)	0.46 J	ND(25)	
	05/01/2012	ND(1.0)	ND(1.0)	ND(1.0)	ND(1.0)	BRL	6.8	ND(5.0)	ND(5.0)	ND(5.0)	ND(25)	
	05/08/2012	ND(1.0)	ND(1.0)	ND(1.0)	ND(1.0)	BRL	4.4	ND(5.0)	0.22 J	0.34 J	ND(25)	
	05/15/2012	ND(1.0)	ND(1.0)	ND(1.0)	ND(1.0)	BRL	5.7	ND(5.0)	0.24 J	0.42 J	ND(25)	
	05/22/2012	ND(1.0)	ND(1.0)	ND(1.0)	ND(1.0)	BRL	5	ND(5.0)	ND(5.0)	ND(5.0)	ND(25)	
	05/29/2012	ND(1.0)	ND(1.0)	ND(1.0)	ND(1.0)	BRL	10.8	ND(5.0)	0.27 J	0.82 J	ND(25)	
	06/05/2012	ND(1.0)	ND(1.0)	ND(1.0)	ND(1.0)	BRL	15.4	ND(5.0)	0.41 J	1.1 J	ND(25)	
	06/12/2012	ND(1.0)	ND(1.0)	ND(1.0)	ND(1.0)	BRL	13.8	ND(5.0)	0.32 J	0.7 J	ND(25)	
	06/18/2012	ND(1.0)	ND(1.0)	ND(1.0)	ND(1.0)	BRL	8.3	ND(5.0)	0.36 J	0.59 J	ND(25)	
	06/25/2012	ND(1.0)	ND(1.0)	ND(1.0)	ND(1.0)	BRL	13.6	ND(5.0)	0.38 J	0.87 J	ND(25)	
	07/03/2012	ND(1.0)	ND(1.0)	ND(1.0)	ND(1.0)	BRL	30.4	0.24 J	0.66 J	0.92 J	ND(25)	
	07/09/2012	ND(1.0)	ND(1.0)	ND(1.0)	ND(1.0)	BRL	11.4	ND(5.0)	0.58 J	ND(5.0)	ND(25)	
	07/17/2012	ND(1.0)	ND(1.0)	ND(1.0)	ND(1.0)	BRL	3.3	ND(5.0)	0.53 J	ND(5.0)	ND(25)	
	07/23/2012	0.29 J	ND(1.0)	ND(1.0)	0.41 J	0.70 J	24.8	0.24 J	0.89 J	1 J	ND(25)	
	07/31/2012	ND(1.0)	ND(1.0)	ND(1.0)	ND(1.0)	BRL	47.2	0.4 J	1.2 J	2.7 J	ND(25)	
	08/07/2012	ND(1.0)	ND(1.0)	ND(1.0)	ND(1.0)	BRL	18.7	0.27 J	0.66 J	1.1 J	ND(25)	
	08/13/2012	ND(1.0)	ND(1.0)	ND(1.0)	ND(1.0)	BRL	18.5	ND(5.0)	0.48 J	1.1 J	ND(25)	
	08/20/2012	ND(1.0)	ND(1.0)	ND(1.0)	ND(1.0)	BRL	19.6	ND(5.0)	0.46 J	1.1 J	ND(25)	
	08/28/2012	ND(1.0)	ND(1.0)	ND(1.0)	ND(1.0)	BRL	18.8	ND(5.0)	0.45 J	0.96 J	ND(25)	
	09/04/2012	ND(1.0)	ND(1.0)	ND(1.0)	ND(1.0)	BRL	14.8	ND(5.0)	0.48 J	0.81 J	ND(25)	
	09/10/2012	ND(1.0)	ND(1.0)	ND(1.0)	ND(1.0)	BRL	8.5	ND(5.0)	ND(5.0)	0.41 J	ND(25)	
	09/18/2012	ND(1.0)	ND(1.0)	ND(1.0)	ND(1.0)	BRL	9.1	ND(5.0)	ND(5.0)	ND(5.0)	ND(25)	
	09/24/2012	ND(1.0)	ND(1.0)	ND(1.0)	ND(1.0)	BRL	2.1	ND(5.0)	ND(5.0)	ND(5.0)	ND(25)	
	10/01/2012	ND(1.0)	ND(1.0)	ND(1.0)	ND(1.0)	BRL	11.3	ND(5.0)	0.27 J	0.61 J	ND(25)	
	10/08/2012	ND(1.0)	ND(1.0)	ND(1.0)	ND(1.0)	BRL	12.7	ND(5.0)	0.37 J	0.8 J	ND(25)	
	10/15/2012	ND(1.0)	ND(1.0)	ND(1.0)	ND(1.0)	BRL	11.7	ND(5.0)	0.37 J	0.7 J	ND(25)	
	10/22/2012	ND(1.0)	ND(1.0)	ND(1.0)	ND(1.0)	BRL	16.2	ND(5.0)	0.37 J	0.88 J	ND(25)	
	10/31/2012	ND(0.5)	ND(1.0)	ND(1.0)	ND(1.0)	BRL	13.4	ND(2)	ND(2)	ND(2)	ND(20)	
11/05/2012	0.25 J	ND(1.0)	ND(1.0)	0.61 J	0.86 J	21.3	ND(5.0)	0.46 J	1.5 J	ND(25)		
11/12/2012	ND(1.0)	ND(1.0)	ND(1.0)	ND(1.0)	BRL	16.3	ND(5.0)	0.41 J	1.1 J	ND(25)		
11/19/2012	ND(1.0)	ND(1.0)	ND(1.0)	ND(1.0)	BRL	14.6	ND(5.0)	0.36 J	0.8 J	ND(25)		
11/26/2012	ND(1.0)	ND(1.0)	ND(1.0)	ND(1.0)	BRL	14.2	ND(5.0)	0.36 J	0.79 J	ND(25)		
12/04/2012	ND(1.0)	ND(1.0)	ND(1.0)	ND(1.0)	BRL	14.6	ND(5.0)	ND(5.0)	0.81 J	ND(25)		

TABLE 1

**Summary of Groundwater Analytical Results
Inactive Exxon Facility #28077
14528 Jarrettsville Pike
Phoenix, Maryland**

August 8, 2005 through January 22, 2019

Sample ID	Date	Benzene (µg/L)	Toluene (µg/L)	Ethyl- benzene (µg/L)	Total Xylenes (µg/L)	Total BTEX (µg/L)	MTBE (µg/L)	DIPE (µg/L)	ETBE (µg/L)	TAME (µg/L)	TBA (µg/L)	Comments
MW-168(148)	12/10/2012	ND(1.0)	ND(1.0)	ND(1.0)	ND(1.0)	BRL	15.5	ND(5.0)	0.42 J	0.89 J	ND(25)	
	12/17/2012	ND(1.0)	ND(1.0)	ND(1.0)	ND(1.0)	BRL	15.5	ND(5.0)	0.39 J	0.92 J	ND(25)	
	12/26/2012	ND(1.0)	ND(1.0)	ND(1.0)	ND(1.0)	BRL	9	ND(5.0)	ND(5.0)	0.49 J	ND(25)	
	01/02/2013	ND(1.0)	ND(1.0)	ND(1.0)	ND(1.0)	BRL	10.2	ND(5.0)	ND(5.0)	ND(5.0)	ND(25)	
	01/07/2013	ND(1.0)	ND(1.0)	ND(1.0)	ND(1.0)	BRL	11.9	ND(5.0)	ND(5.0)	0.39 J	ND(25)	
	01/14/2013	ND(1.0)	ND(1.0)	ND(1.0)	ND(1.0)	BRL	14.9	ND(5.0)	0.32 J	0.83 J	ND(25)	
	01/21/2013	ND(1.0)	ND(1.0)	ND(1.0)	ND(1.0)	BRL	15.8	ND(5.0)	0.31 J	0.77 J	ND(25)	
	01/28/2013	ND(1.0)	ND(1.0)	ND(1.0)	ND(1.0)	BRL	15.1	ND(5.0)	0.39 J	0.98 J	ND(25)	
	02/04/2013	ND(1.0)	ND(1.0)	ND(1.0)	ND(1.0)	BRL	8.8	ND(5.0)	ND(5.0)	0.39 J	ND(25)	
	02/11/2013	ND(1.0)	ND(1.0)	ND(1.0)	ND(1.0)	BRL	5.6	ND(5.0)	ND(5.0)	0.35 J	ND(25)	
	02/18/2013	ND(1.0)	ND(1.0)	ND(1.0)	ND(1.0)	BRL	5.3	ND(5.0)	ND(5.0)	0.29 J	ND(25)	
	02/25/2013	ND(1.0)	ND(1.0)	ND(1.0)	ND(1.0)	BRL	5.2	ND(5.0)	ND(5.0)	0.33 J	ND(25)	
	03/04/2013	ND(1.0)	ND(1.0)	ND(1.0)	ND(1.0)	BRL	5.8	ND(5.0)	ND(5.0)	ND(5.0)	ND(25)	
	03/11/2013	ND(1.0)	ND(1.0)	ND(1.0)	ND(1.0)	BRL	6	ND(5.0)	ND(5.0)	ND(5.0)	ND(25)	
	03/18/2013	ND(1.0)	ND(1.0)	ND(1.0)	ND(1.0)	BRL	6.3	ND(5.0)	ND(5.0)	0.35 J	ND(25)	
	03/26/2013	ND(1.0)	ND(1.0)	ND(1.0)	ND(1.0)	BRL	2	ND(5.0)	ND(5.0)	ND(5.0)	ND(25)	
	04/01/2013	ND(1.0)	ND(1.0)	ND(1.0)	ND(1.0)	BRL	6.4	ND(5.0)	ND(5.0)	0.38 J	ND(25)	
	04/08/2013	ND(1.0)	ND(1.0)	ND(1.0)	ND(1.0)	BRL	4	ND(5.0)	ND(5.0)	ND(5.0)	ND(25)	
	04/16/2013	ND(1.0)	ND(1.0)	ND(1.0)	ND(1.0)	BRL	6.9	ND(5.0)	ND(5.0)	ND(5.0)	ND(25)	
	04/22/2013	ND(1.0)	ND(1.0)	ND(1.0)	ND(1.0)	BRL	4	ND(5.0)	ND(5.0)	ND(5.0)	ND(25)	
	04/29/2013	ND(1.0)	ND(1.0)	ND(1.0)	ND(1.0)	BRL	4.2	ND(5.0)	ND(5.0)	ND(5.0)	ND(25)	
	05/06/2013	ND(1.0)	ND(1.0)	ND(1.0)	ND(1.0)	BRL	5.4	ND(5.0)	ND(5.0)	ND(5.0)	ND(25)	
	05/13/2013	ND(1.0)	ND(1.0)	ND(1.0)	ND(1.0)	BRL	6.7	ND(5.0)	ND(5.0)	ND(5.0)	ND(25)	
	05/20/2013	ND(1.0)	0.37 J	ND(1.0)	ND(1.0)	0.37 J	5.4	ND(5.0)	ND(5.0)	ND(5.0)	ND(25)	
	05/28/2013	ND(1.0)	ND(1.0)	ND(1.0)	ND(1.0)	BRL	7.8	ND(5.0)	ND(5.0)	0.4 J	ND(25)	
	06/03/2013	ND(1.0)	ND(1.0)	ND(1.0)	ND(1.0)	BRL	6.2	ND(5.0)	ND(5.0)	ND(5.0)	ND(25)	
	06/10/2013	ND(1.0)	ND(1.0)	ND(1.0)	ND(1.0)	BRL	7	ND(5.0)	ND(5.0)	0.38 J	ND(25)	
	06/17/2013	ND(1.0)	ND(1.0)	ND(1.0)	ND(1.0)	BRL	6.8	ND(5.0)	ND(5.0)	0.33 J	ND(25)	
	06/24/2013	ND(1.0)	ND(1.0)	ND(1.0)	ND(1.0)	BRL	5.7	ND(5.0)	ND(5.0)	ND(5.0)	ND(25)	
	07/01/2013	ND(1.0)	ND(1.0)	ND(1.0)	ND(1.0)	BRL	ND(1.0)	ND(5.0)	ND(5.0)	ND(5.0)	ND(25)	
07/08/2013	ND(1.0)	ND(1.0)	ND(1.0)	ND(1.0)	BRL	ND(1.0)	ND(5.0)	ND(5.0)	ND(5.0)	ND(25)		
07/15/2013	ND(1.0)	ND(1.0)	ND(1.0)	ND(1.0)	BRL	0.3 J	ND(5.0)	ND(5.0)	ND(5.0)	ND(25)		
07/23/2013	ND(1.0)	ND(1.0)	ND(1.0)	ND(1.0)	BRL	ND(1.0)	ND(5.0)	ND(5.0)	ND(5.0)	ND(25)		
07/30/2013	ND(1.0)	ND(1.0)	ND(1.0)	ND(1.0)	BRL	ND(1.0)	ND(5.0)	ND(5.0)	ND(5.0)	ND(25)		
08/05/2013	ND(1.0)	ND(1.0)	ND(1.0)	ND(1.0)	BRL	3.3	ND(5.0)	ND(5.0)	ND(5.0)	ND(25)		

TABLE 1

**Summary of Groundwater Analytical Results
Inactive Exxon Facility #28077
14528 Jarrettsville Pike
Phoenix, Maryland**

August 8, 2005 through January 22, 2019

Sample ID	Date	Benzene (µg/L)	Toluene (µg/L)	Ethyl- benzene (µg/L)	Total Xylenes (µg/L)	Total BTEX (µg/L)	MTBE (µg/L)	DIPE (µg/L)	ETBE (µg/L)	TAME (µg/L)	TBA (µg/L)	Comments
MW-168(148)	08/13/2013	ND(1.0)	ND(1.0)	ND(1.0)	ND(1.0)	BRL	2.6	ND(5.0)	ND(5.0)	ND(5.0)	ND(25)	
	08/19/2013	ND(1.0)	ND(1.0)	ND(1.0)	ND(1.0)	BRL	1.9	ND(5.0)	ND(5.0)	ND(5.0)	ND(25)	
	08/27/2013	ND(1.0)	ND(1.0)	ND(1.0)	ND(1.0)	BRL	1.2	ND(5.0)	ND(5.0)	ND(5.0)	ND(25)	
	09/03/2013	ND(1.0)	ND(1.0)	ND(1.0)	ND(1.0)	BRL	1.1	ND(5.0)	ND(5.0)	ND(5.0)	ND(25)	
	09/10/2013	ND(1.0)	ND(1.0)	ND(1.0)	ND(1.0)	BRL	2.5	ND(5.0)	ND(5.0)	ND(5.0)	ND(25)	
	09/16/2013	ND(1.0)	ND(1.0)	ND(1.0)	ND(1.0)	BRL	3.2	ND(5.0)	ND(5.0)	ND(5.0)	ND(25)	
	09/23/2013	ND(1.0)	ND(1.0)	ND(1.0)	ND(1.0)	BRL	0.68 J	ND(5.0)	ND(5.0)	ND(5.0)	ND(25)	
	09/30/2013	ND(1.0)	ND(1.0)	ND(1.0)	ND(1.0)	BRL	2.4	ND(5.0)	ND(5.0)	ND(5.0)	ND(25)	
	10/07/2013	ND(1.0)	ND(1.0)	ND(1.0)	ND(1.0)	BRL	1.8	ND(5.0)	ND(5.0)	ND(5.0)	ND(25)	
	10/14/2013	ND(1.0)	ND(1.0)	ND(1.0)	ND(1.0)	BRL	ND(1.0)	ND(5.0)	ND(5.0)	ND(5.0)	ND(25)	
	10/22/2013	ND(1.0)	ND(1.0)	ND(1.0)	ND(1.0)	BRL	0.37 J	ND(5.0)	0.37 J	ND(5.0)	ND(25)	
	10/28/2013	ND(1.0)	ND(1.0)	ND(1.0)	ND(1.0)	BRL	0.61 J	ND(5.0)	0.28 J	ND(5.0)	ND(25)	
	11/04/2013	ND(1.0)	ND(1.0)	ND(1.0)	ND(1.0)	BRL	2	ND(5.0)	0.36 J	ND(5.0)	ND(25)	
	11/11/2013	ND(1.0)	ND(1.0)	ND(1.0)	ND(1.0)	BRL	1.2	ND(5.0)	0.33 J	ND(5.0)	ND(25)	
	11/18/2013	ND(1.0)	ND(1.0)	ND(1.0)	ND(1.0)	BRL	0.80 J	ND(5.0)	0.30 J	ND(5.0)	ND(25)	
	11/25/2013	ND(1.0)	ND(1.0)	ND(1.0)	ND(1.0)	BRL	0.64 J	ND(5.0)	0.38 J	ND(5.0)	ND(25)	
	12/02/2013	ND(1.0)	ND(1.0)	ND(1.0)	ND(1.0)	BRL	0.74 J	ND(5.0)	0.30 J	ND(5.0)	ND(25)	
	12/09/2013	ND(1.0)	ND(1.0)	ND(1.0)	ND(1.0)	BRL	0.64 J	ND(5.0)	ND(5.0)	ND(5.0)	ND(25)	
	12/16/2013	ND(1.0)	ND(1.0)	ND(1.0)	ND(1.0)	BRL	ND(1.0)	ND(5.0)	0.34 J	ND(5.0)	ND(25)	
	12/23/2013	ND(1.0)	ND(1.0)	ND(1.0)	ND(1.0)	BRL	ND(1.0)	ND(5.0)	0.27 J	ND(5.0)	ND(25)	
	12/30/2013	ND(1.0)	ND(1.0)	ND(1.0)	ND(1.0)	BRL	ND(1.0)	ND(5.0)	0.26 J	ND(5.0)	ND(25)	
	01/06/2014	ND(1.0)	ND(1.0)	ND(1.0)	ND(1.0)	BRL	ND(1.0)	ND(5.0)	0.25 J	ND(5.0)	ND(25)	
	01/14/2014	ND(1.0)	ND(1.0)	ND(1.0)	ND(1.0)	BRL	ND(1.0)	ND(5.0)	0.30 J	ND(5.0)	ND(25)	
	01/20/2014	ND(1.0)	ND(1.0)	ND(1.0)	ND(1.0)	BRL	ND(1.0)	ND(5.0)	0.25 J	ND(5.0)	ND(25)	
	01/27/2014	ND(1.0)	ND(1.0)	ND(1.0)	ND(1.0)	BRL	ND(1.0)	ND(5.0)	0.27 J	ND(5.0)	ND(25)	
	02/03/2014	ND(1.0)	ND(1.0)	ND(1.0)	ND(1.0)	BRL	ND(1.0)	ND(5.0)	ND(5.0)	ND(5.0)	ND(25)	
	02/10/2014	ND(1.0)	ND(1.0)	ND(1.0)	ND(1.0)	BRL	ND(1.0)	ND(5.0)	0.35 J	ND(5.0)	ND(25)	
	02/17/2014	ND(1.0)	ND(1.0)	ND(1.0)	ND(1.0)	BRL	ND(1.0)	ND(5.0)	0.30 J	ND(5.0)	ND(25)	
	02/24/2014	ND(1.0)	ND(1.0)	ND(1.0)	ND(1.0)	BRL	0.89 J	ND(5.0)	0.34 J	ND(5.0)	ND(25)	
	03/04/2014	ND(1.0)	ND(1.0)	ND(1.0)	ND(1.0)	BRL	7.0	ND(5.0)	0.44 J	0.41 J	ND(25)	
	03/10/2014	ND(1.0)	ND(1.0)	ND(1.0)	ND(1.0)	BRL	4.1	ND(5.0)	0.39 J	ND(5.0)	ND(25)	
	03/17/2014	ND(0.50)	ND(1.0)	ND(0.50)	ND(1.0)	BRL	ND(1.0)	ND(2.0)	0.31 J	ND(5.0)	ND(25)	
03/24/2014	ND(0.50)	ND(1.0)	ND(0.50)	ND(1.0)	BRL	ND(1.0)	ND(2.0)	0.27 J	ND(5.0)	ND(25)		
04/01/2014	ND(0.50)	ND(1.0)	ND(0.50)	ND(1.0)	BRL	ND(1.0)	ND(2.0)	0.29 J	ND(5.0)	ND(25)		
04/07/2014	ND(0.50)	ND(1.0)	ND(0.50)	ND(1.0)	BRL	ND(1.0)	ND(2.0)	0.35 J	ND(5.0)	ND(25)		

TABLE 1

**Summary of Groundwater Analytical Results
Inactive Exxon Facility #28077
14528 Jarrettsville Pike
Phoenix, Maryland**

August 8, 2005 through January 22, 2019

Sample ID	Date	Benzene (µg/L)	Toluene (µg/L)	Ethyl- benzene (µg/L)	Total Xylenes (µg/L)	Total BTEX (µg/L)	MTBE (µg/L)	DIPE (µg/L)	ETBE (µg/L)	TAME (µg/L)	TBA (µg/L)	Comments
MW-168(148)	04/14/2014	ND(0.50)	ND(1.0)	ND(0.50)	ND(1.0)	BRL	ND(1.0)	ND(2.0)	0.28 J	ND(5.0)	ND(25)	
	04/21/2014	ND(0.50)	ND(1.0)	ND(0.50)	ND(1.0)	BRL	ND(1.0)	ND(2.0)	0.35 J	ND(5.0)	ND(25)	
	04/28/2014	ND(0.50)	ND(1.0)	ND(0.50)	ND(1.0)	BRL	ND(1.0)	ND(2.0)	0.34 J	ND(5.0)	ND(25)	
	05/05/2014	ND(0.50)	ND(1.0)	ND(0.50)	ND(1.0)	BRL	ND(1.0)	ND(2.0)	ND(5.0)	ND(5.0)	ND(25)	
	05/12/2014	ND(0.50)	ND(1.0)	ND(0.50)	ND(1.0)	BRL	ND(1.0)	ND(2.0)	0.26 J	ND(5.0)	ND(25)	
	05/21/2014	ND(0.50)	ND(1.0)	ND(0.50)	ND(1.0)	BRL	ND(1.0)	ND(2.0)	0.36 J	ND(5.0)	ND(25)	
	05/28/2014	ND(0.50)	ND(1.0)	ND(1.0)	ND(1.0)	BRL	ND(1.0)	ND(2.0)	0.28 J	ND(5.0)	ND(25)	
	06/03/2014	ND(0.50)	ND(1.0)	ND(1.0)	ND(1.0)	BRL	ND(1.0)	ND(2.0)	0.24 J	ND(5.0)	ND(25)	
	06/09/2014	ND(0.50)	ND(1.0)	ND(1.0)	ND(1.0)	BRL	ND(1.0)	ND(2.0)	ND(5.0)	ND(5.0)	ND(25)	
	06/16/2014	ND(0.50)	ND(1.0)	ND(1.0)	ND(1.0)	BRL	ND(1.0)	ND(2.0)	0.25 J	ND(5.0)	ND(25)	
	06/23/2014	ND(0.50)	ND(1.0)	ND(1.0)	ND(1.0)	BRL	0.31 J	ND(2.0)	ND(5.0)	ND(5.0)	ND(25)	
	06/30/2014	ND(0.50)	ND(1.0)	ND(1.0)	ND(1.0)	BRL	ND(1.0)	ND(2.0)	0.28 J	ND(5.0)	ND(25)	
	07/07/2014	ND(0.50)	ND(1.0)	ND(1.0)	ND(1.0)	BRL	ND(1.0)	ND(2.0)	0.25 J	ND(5.0)	ND(25)	
	07/14/2014	ND(0.50)	ND(1.0)	ND(1.0)	ND(1.0)	BRL	0.27 J	ND(2.0)	0.28 J	ND(5.0)	ND(25)	
	07/22/2014	ND(0.50)	ND(1.0)	ND(1.0)	ND(1.0)	BRL	0.42 J	ND(2.0)	0.32 J	ND(5.0)	ND(25)	
	07/28/2014	ND(0.50)	ND(1.0)	ND(1.0)	ND(1.0)	BRL	ND(1.0)	ND(2.0)	ND(5.0)	ND(5.0)	ND(25)	
	08/05/2014	ND(0.50)	ND(1.0)	ND(1.0)	ND(1.0)	BRL	ND(1.0)	ND(2.0)	0.22 J	ND(5.0)	ND(25)	
	08/11/2014	ND(0.50)	ND(1.0)	ND(1.0)	ND(1.0)	BRL	ND(1.0)	ND(2.0)	ND(5.0)	ND(5.0)	ND(25)	
	08/18/2014	ND(0.50)	ND(1.0)	ND(1.0)	ND(1.0)	BRL	ND(1.0)	ND(2.0)	0.23 J	ND(5.0)	ND(25)	
	08/25/2014	ND(0.50)	ND(1.0)	ND(1.0)	ND(1.0)	BRL	ND(1.0)	ND(2.0)	0.26 J	ND(2.0)	ND(10)	
	09/02/2014	ND(0.50)	ND(1.0)	ND(1.0)	ND(1.0)	BRL	0.29 J	ND(2.0)	0.24 J	ND(2.0)	ND(10)	
	09/08/2014	ND(0.50)	ND(1.0)	ND(1.0)	ND(1.0)	BRL	ND(1.0)	ND(2.0)	0.25 J	ND(2.0)	ND(10)	
	09/15/2014	ND(0.50)	ND(1.0)	ND(1.0)	ND(1.0)	BRL	ND(1.0)	ND(2.0)	0.26 J	ND(2.0)	ND(10)	
	09/22/2014	ND(0.50)	ND(1.0)	ND(1.0)	ND(1.0)	BRL	ND(1.0)	ND(2.0)	0.25 J	ND(2.0)	ND(10)	
	09/29/2014	ND(0.50)	ND(1.0)	ND(1.0)	ND(1.0)	BRL	0.28 J	ND(2.0)	0.26 J	ND(2.0)	ND(10)	
	10/07/2014	ND(0.50)	ND(1.0)	ND(1.0)	ND(1.0)	BRL	0.31 J	ND(2.0)	0.25 J	ND(2.0)	ND(10)	
	10/13/2014	ND(0.50)	ND(1.0)	ND(1.0)	ND(1.0)	BRL	ND(1.0)	ND(2.0)	ND(2.0)	ND(2.0)	ND(10)	
	10/20/2014	ND(0.50)	ND(1.0)	ND(1.0)	ND(1.0)	BRL	ND(1.0)	ND(2.0)	ND(2.0)	ND(2.0)	ND(10)	
	10/27/2014	ND(0.50)	ND(1.0)	ND(1.0)	ND(1.0)	BRL	ND(1.0)	ND(2.0)	ND(2.0)	ND(2.0)	ND(10)	
	11/03/2014	ND(0.50)	ND(1.0)	ND(1.0)	ND(1.0)	BRL	ND(1.0)	ND(2.0)	ND(2.0)	ND(2.0)	ND(10)	
11/10/2014	ND(0.50)	ND(1.0)	ND(1.0)	ND(1.0)	BRL	ND(1.0)	ND(2.0)	ND(2.0)	ND(2.0)	ND(10)		
11/17/2014	ND(0.50)	ND(1.0)	ND(1.0)	ND(1.0)	BRL	0.39 J	0.22 J	0.33 J	ND(2.0)	ND(10)		
11/24/2014	ND(0.50)	ND(1.0)	ND(1.0)	ND(1.0)	BRL	0.35 J	0.22 J	0.32 J	ND(2.0)	ND(10)		
12/01/2014	ND(0.50)	ND(1.0)	ND(1.0)	ND(1.0)	BRL	ND(1.0)	ND(2.0)	0.23 J	ND(2.0)	ND(10)		
12/08/2014	ND(0.50)	ND(1.0)	ND(1.0)	ND(1.0)	BRL	0.38 J	0.22 J	0.27 J	ND(2.0)	ND(10)		

TABLE 1

**Summary of Groundwater Analytical Results
Inactive Exxon Facility #28077
14528 Jarrettsville Pike
Phoenix, Maryland**

August 8, 2005 through January 22, 2019

Sample ID	Date	Benzene (µg/L)	Toluene (µg/L)	Ethyl- benzene (µg/L)	Total Xylenes (µg/L)	Total BTEX (µg/L)	MTBE (µg/L)	DIPE (µg/L)	ETBE (µg/L)	TAME (µg/L)	TBA (µg/L)	Comments
MW-168(148)	12/15/2014	ND(0.50)	ND(1.0)	ND(1.0)	ND(1.0)	BRL	0.33 J	ND(2.0)	0.25 J	ND(2.0)	ND(10)	
	12/22/2014	ND(0.50)	ND(1.0)	ND(1.0)	ND(1.0)	BRL	0.39 J	ND(2.0)	ND(2.0)	ND(2.0)	ND(10)	
	12/29/2014	ND(0.50)	ND(1.0)	ND(1.0)	ND(1.0)	BRL	0.48 J	0.20 J	0.34 J	ND(2.0)	ND(10)	
	01/05/2015	ND(1)	ND(1)	ND(1)	ND(1)	BRL	ND(1)	ND(1)	ND(1)	ND(1)	ND(5)	
	01/12/2015	ND(1)	ND(1)	ND(1)	ND(1)	BRL	ND(1)	ND(1)	ND(1)	ND(1)	ND(5)	
	01/19/2015	ND(1)	ND(1)	ND(1)	ND(1)	BRL	ND(1)	ND(1)	ND(1)	ND(1)	ND(5)	
	01/27/2015	ND(1)	ND(1)	ND(1)	ND(1)	BRL	ND(1)	ND(1)	ND(1)	ND(1)	ND(5)	
	02/02/2015	ND(1)	ND(1)	ND(1)	ND(1)	BRL	ND(1)	ND(1)	ND(1)	ND(1)	ND(5)	
	02/09/2015	ND(1)	ND(1)	ND(1)	ND(1)	BRL	ND(1)	ND(1)	ND(1)	ND(1)	ND(5)	
	02/17/2015	ND(1)	ND(1)	ND(1)	ND(1)	BRL	ND(1)	ND(1)	ND(1)	ND(1)	ND(5)	
	02/24/2015	ND(1)	ND(1)	ND(1)	ND(1)	BRL	ND(1)	ND(1)	ND(1)	ND(1)	ND(5)	
	03/02/2015	ND(1)	ND(1)	ND(1)	ND(1)	BRL	ND(1)	ND(1)	ND(1)	ND(1)	ND(5)	
	03/09/2015	ND(1)	ND(1)	ND(1)	ND(1)	BRL	ND(1)	ND(1)	ND(1)	ND(1)	ND(5)	
	03/16/2015	ND(1)	ND(1)	ND(1)	ND(1)	BRL	ND(1)	ND(1)	ND(1)	ND(1)	ND(5)	
	03/23/2015	ND(1)	ND(1)	ND(1)	ND(1)	BRL	ND(1)	ND(1)	ND(1)	ND(1)	ND(5)	
	03/30/2015	ND(1)	ND(1)	ND(1)	ND(1)	BRL	ND(1)	ND(1)	ND(1)	ND(1)	ND(5)	
	04/06/2015	ND(1)	ND(1)	ND(1)	ND(1)	BRL	ND(1)	ND(1)	ND(1)	ND(1)	ND(5)	
	04/13/2015	ND(1)	ND(1)	ND(1)	ND(1)	BRL	ND(1)	ND(1)	ND(1)	ND(1)	ND(5)	
	04/20/2015	ND(1)	ND(1)	ND(1)	ND(1)	BRL	ND(1)	ND(1)	ND(1)	ND(1)	ND(5)	
	04/27/2015	ND(1)	ND(1)	ND(1)	ND(1)	BRL	ND(1)	ND(1)	ND(1)	ND(1)	ND(5)	
	05/04/2015	ND(1)	ND(1)	ND(1)	ND(1)	BRL	ND(1)	ND(1)	ND(1)	ND(1)	ND(5)	
	05/11/2015	ND(1)	ND(1)	ND(1)	ND(1)	BRL	ND(1)	ND(1)	ND(1)	ND(1)	ND(5)	
	05/18/2015	ND(1)	ND(1)	ND(1)	ND(1)	BRL	ND(1)	ND(1)	ND(1)	ND(1)	ND(5)	
	05/26/2015	ND(1)	ND(1)	ND(1)	ND(1)	BRL	ND(1)	ND(1)	ND(1)	ND(1)	ND(5)	
	06/01/2015	ND(1)	ND(1)	ND(1)	ND(1)	BRL	ND(1)	ND(1)	ND(1)	ND(1)	ND(5)	
	06/08/2015	ND(1)	ND(1)	ND(1)	ND(1)	BRL	ND(1)	ND(1)	ND(1)	ND(1)	ND(5)	
	06/15/2015	ND(1)	ND(1)	ND(1)	ND(1)	BRL	ND(1)	ND(1)	ND(1)	ND(1)	ND(5)	
	06/22/2015	ND(1)	ND(1)	ND(1)	ND(1)	BRL	ND(1)	ND(1)	ND(1)	ND(1)	ND(5)	
06/29/2015	ND(1)	ND(1)	ND(1)	ND(1)	BRL	ND(1)	ND(1)	ND(1)	ND(1)	ND(5)		
07/06/2015	ND(1)	ND(1)	ND(1)	ND(1)	BRL	ND(1)	ND(1)	ND(1)	ND(1)	ND(5)		
07/13/2015	ND(1)	ND(1)	ND(1)	ND(1)	BRL	ND(1)	ND(1)	ND(1)	ND(1)	ND(5)		
07/20/2015	ND(1)	ND(1)	ND(1)	ND(1)	BRL	ND(1)	ND(1)	ND(1)	ND(1)	ND(5)		
07/27/2015	ND(1)	ND(1)	ND(1)	ND(1)	BRL	ND(1)	ND(1)	ND(1)	ND(1)	ND(5)		
08/03/2015	ND(1)	ND(1)	ND(1)	ND(1)	BRL	ND(1)	ND(1)	ND(1)	ND(1)	ND(5)		
08/10/2015	ND(1)	ND(1)	ND(1)	ND(1)	BRL	ND(1)	ND(1)	ND(1)	ND(1)	ND(5)		

TABLE 1

**Summary of Groundwater Analytical Results
Inactive Exxon Facility #28077
14528 Jarrettsville Pike
Phoenix, Maryland**

August 8, 2005 through January 22, 2019

Sample ID	Date	Benzene (µg/L)	Toluene (µg/L)	Ethyl- benzene (µg/L)	Total Xylenes (µg/L)	Total BTEX (µg/L)	MTBE (µg/L)	DIPE (µg/L)	ETBE (µg/L)	TAME (µg/L)	TBA (µg/L)	Comments
MW-168(148)	08/17/2015	ND(1)	ND(1)	ND(1)	ND(1)	BRL	ND(1)	ND(1)	ND(1)	ND(1)	ND(5)	
	08/24/2015	ND(1)	ND(1)	ND(1)	13	13	24	ND(1)	ND(1)	1 J	ND(5)	
	08/31/2015	ND(1)	ND(1)	ND(1)	ND(1)	BRL	15	ND(1)	ND(1)	0.7 J	ND(5)	
	09/08/2015	ND(1)	ND(1)	ND(1)	ND(1)	BRL	8	ND(1)	ND(1)	ND(1)	ND(5)	
	09/14/2015	ND(1)	ND(1)	ND(1)	ND(1)	BRL	6	ND(1)	ND(1)	ND(1)	ND(5)	
	09/21/2015	ND(1)	ND(1)	ND(1)	ND(1)	BRL	4	ND(1)	ND(1)	ND(1)	ND(5)	
	09/28/2015	ND(1)	ND(1)	ND(1)	ND(1)	BRL	26	ND(1)	ND(1)	0.8 J	ND(5)	
	10/05/2015	ND(1)	ND(1)	ND(1)	ND(1)	BRL	3	ND(1)	ND(1)	ND(1)	ND(5)	
	10/12/2015	ND(1)	ND(1)	ND(1)	ND(1)	BRL	2	ND(1)	ND(1)	ND(1)	ND(5)	
	10/22/2015	ND(1)	ND(1)	ND(1)	ND(1)	BRL	2	ND(1)	ND(1)	ND(1)	ND(5)	
	10/26/2015	ND(1)	ND(1)	ND(1)	ND(1)	BRL	2	ND(1)	ND(1)	ND(1)	ND(5)	
	11/03/2015	ND(1)	ND(1)	ND(1)	ND(1)	BRL	5	ND(1)	ND(1)	ND(1)	ND(5)	
	11/10/2015	ND(1)	ND(1)	ND(1)	ND(1)	BRL	9	ND(1)	ND(1)	ND(1)	ND(5)	
	11/16/2015	ND(1)	ND(1)	ND(1)	ND(1)	BRL	21	ND(1)	ND(1)	0.6 J	ND(5)	
	11/23/2015	ND(1)	ND(1)	ND(1)	ND(1)	BRL	1	ND(1)	ND(1)	ND(1)	ND(5)	
	11/30/2015	ND(1)	ND(1)	ND(1)	ND(1)	BRL	8	ND(1)	ND(1)	ND(1)	ND(5)	
	12/08/2015	ND(1)	ND(1)	ND(1)	ND(1)	BRL	5	ND(1)	ND(1)	ND(1)	ND(5)	
	12/14/2015	ND(1)	ND(1)	ND(1)	ND(1)	BRL	0.9 J	ND(1)	ND(1)	ND(1)	ND(5)	
	12/22/2015	ND(1)	ND(1)	ND(1)	ND(1)	BRL	4	ND(1)	ND(1)	ND(1)	ND(5)	
	12/31/2015	ND(1)	ND(1)	ND(1)	ND(1)	BRL	ND(1)	ND(1)	ND(1)	ND(1)	ND(5)	
	01/06/2016	ND(1)	ND(1)	ND(1)	ND(1)	BRL	0.5 J	ND(1)	ND(1)	ND(1)	ND(5)	
	01/15/2016	ND(1)	ND(1)	ND(1)	ND(1)	BRL	ND(1)	ND(1)	ND(1)	ND(1)	ND(5)	
	01/21/2016	ND(1)	ND(1)	ND(1)	ND(1)	BRL	ND(1)	ND(1)	ND(1)	ND(1)	ND(5)	
	01/29/2016	ND(1)	ND(1)	ND(1)	ND(1)	BRL	ND(1)	ND(1)	ND(1)	ND(1)	ND(5)	
	02/04/2016	ND(1)	ND(1)	ND(1)	ND(1)	BRL	0.9 J	ND(1)	ND(1)	ND(1)	ND(5)	
	02/08/2016	ND(1)	ND(1)	ND(1)	ND(1)	BRL	0.6 J	ND(1)	ND(1)	ND(1)	ND(5)	
	02/17/2016	ND(1)	ND(1)	ND(1)	ND(1)	BRL	ND(1)	ND(1)	ND(1)	ND(1)	ND(5)	
	02/22/2016	ND(1)	ND(1)	ND(1)	ND(1)	BRL	ND(1)	ND(1)	ND(1)	ND(1)	ND(5)	
	03/03/2016	ND(1)	ND(1)	ND(1)	ND(1)	BRL	ND(1)	ND(1)	ND(1)	ND(1)	ND(5)	
	03/11/2016	ND(1)	ND(1)	ND(1)	ND(1)	BRL	ND(1)	ND(1)	ND(1)	ND(1)	ND(5)	
03/15/2016	ND(1)	ND(1)	ND(1)	ND(1)	BRL	ND(1)	ND(1)	ND(1)	ND(1)	ND(5)		
03/25/2016	ND(1)	ND(1)	ND(1)	ND(1)	BRL	ND(1)	ND(1)	ND(1)	ND(1)	ND(5)		
03/30/2016	ND(1)	ND(1)	ND(1)	ND(1)	BRL	ND(1)	ND(1)	ND(1)	ND(1)	ND(5)		
04/08/2016	ND(1)	ND(1)	ND(1)	ND(1)	BRL	ND(1)	ND(1)	ND(1)	ND(1)	ND(20)		
04/14/2016	ND(1)	ND(1)	ND(1)	ND(1)	BRL	ND(1)	ND(1)	ND(1)	ND(1)	ND(5)		

TABLE 1

**Summary of Groundwater Analytical Results
Inactive Exxon Facility #28077
14528 Jarrettsville Pike
Phoenix, Maryland**

August 8, 2005 through January 22, 2019

Sample ID	Date	Benzene (µg/L)	Toluene (µg/L)	Ethyl- benzene (µg/L)	Total Xylenes (µg/L)	Total BTEX (µg/L)	MTBE (µg/L)	DIPE (µg/L)	ETBE (µg/L)	TAME (µg/L)	TBA (µg/L)	Comments
MW-168(148)	04/20/2016	ND(1)	ND(1)	ND(1)	ND(1)	BRL	ND(1)	ND(1)	ND(1)	ND(1)	ND(5)	
	04/28/2016	ND(1)	ND(1)	ND(1)	ND(1)	BRL	ND(1)	ND(1)	ND(1)	ND(1)	ND(5)	
	05/05/2016	ND(1)	ND(1)	ND(1)	ND(1)	BRL	ND(1)	ND(1)	ND(1)	ND(1)	ND(5)	
	06/27/2016	ND(1)	ND(1)	ND(1)	ND(1)	BRL	ND(1)	ND(1)	ND(1)	ND(1)	ND(5)	
	07/07/2016	ND(1)	ND(1)	ND(1)	ND(1)	BRL	ND(1)	ND(1)	ND(1)	ND(1)	ND(5)	
	08/05/2016	ND(1)	ND(1)	ND(1)	ND(1)	BRL	ND(1)	ND(1)	ND(1)	ND(1)	ND(5)	
	09/27/2016	ND(1)	ND(1)	ND(1)	ND(1)	BRL	ND(1)	ND(1)	ND(1)	ND(1)	ND(20)	
	10/18/2016	ND(1)	ND(1)	ND(1)	ND(1)	BRL	ND(1)	ND(1)	ND(1)	ND(1)	ND(5)	
	11/23/2016	ND(1)	ND(1)	ND(1)	ND(1)	BRL	ND(1)	ND(1)	ND(1)	ND(1)	ND(5)	
	12/20/2016	ND(1)	ND(1)	ND(1)	ND(1)	BRL	3	ND(1)	ND(1)	ND(1)	ND(5)	
	01/06/2017	ND(1)	ND(1)	ND(1)	ND(1)	BRL	1	ND(1)	ND(1)	ND(1)	ND(5)	
	02/22/2017	ND(1)	ND(1)	ND(1)	ND(1)	BRL	ND(1)	ND(1)	ND(1)	ND(1)	ND(5)	
	03/29/2017	ND(1)	ND(1)	ND(1)	ND(1)	BRL	ND(1)	ND(1)	ND(1)	ND(1)	ND(5)	
	04/25/2017	ND(1)	ND(1)	ND(1)	ND(1)	BRL	0.5 J	ND(1)	ND(1)	ND(1)	ND(5)	
	05/17/2017	ND(1)	ND(1)	ND(1)	ND(1)	BRL	ND(1)	ND(1)	ND(1)	ND(1)	ND(5)	
	06/28/2017	ND(1)	ND(1)	ND(1)	ND(1)	BRL	ND(1)	ND(1)	ND(1)	ND(1)	ND(5)	
	07/24/2017	ND(1)	ND(1)	ND(1)	ND(1)	BRL	ND(1)	ND(1)	ND(1)	ND(1)	ND(5)	
	08/31/2017	ND(1)	ND(1)	ND(1)	ND(1)	BRL	ND(1)	ND(1)	ND(1)	ND(1)	10	
	01/29/2018	ND(1)	ND(1)	ND(1)	ND(1)	BRL	7	ND(1)	ND(1)	ND(1)	ND(20)	
	02/26/2018	ND(1)	ND(1)	ND(1)	ND(1)	BRL	2	ND(1)	ND(1)	ND(1)	ND(5)	
03/09/2018	ND(1)	ND(1)	ND(1)	ND(1)	BRL	2	ND(1)	ND(1)	ND(1)	ND(5)		
04/05/2018	ND(1)	ND(1)	ND(1)	0.6 J	0.6 J	8	ND(1)	ND(1)	ND(1)	ND(5)		
10/19/2018	ND(1)	ND(1)	ND(1)	ND(5)	BRL	0.6 J	0.2 J	0.3 J	ND(1)	ND(25)		
11/26/2018	ND(1)	ND(1)	ND(1)	ND(5)	BRL	0.3 J	ND(1)	0.2 J	ND(1)	ND(25)		
12/20/2018	ND(1)	ND(1)	ND(1)	ND(5)	BRL	0.4 J	ND(1)	0.2 J	ND(1)	ND(25)		
MW-168(235)	03/12/2009	10.1	2.7	ND(1.0)	21.6	34.4	1090	4.4 J	15.6	70.1	ND(25)	
	04/08/2009	1.7	3.6	ND(1.0)	30.9	36.2	1120	7.4	22.2	91.7	ND(25)	
	04/15/2009	3.4	3.3	ND(1.0)	37.1	43.8	1540	6.6	23.3	109	ND(25)	
	04/22/2009	4.5	2.5	ND(1.0)	37	44	1010	7	22	93.2	ND(25)	
	04/29/2009	5.1	2	ND(1.0)	36.1	43	978	7.1	22	87.8	ND(25)	
	05/06/2009	6.3	ND(5.0)	ND(5.0)	38.1	44.4	1420	6.9 J	22.5 J	86.6	ND(130)	
	05/14/2009	12	1.9	ND(1.0)	42.5	56	1100	6.4	21.9	86.9	ND(25)	
	05/20/2009	11	ND(10)	ND(10)	34.8	46	1070	5.3 J	19.6 J	87.3	ND(250)	
	05/27/2009	5.6	0.94 J	ND(2)	27.4	33.9 J	856	3.9 J	14	65.7	ND(50)	
06/03/2009	0.31 J	ND(1.0)	ND(1.0)	ND(1.0)	0.31 J	1200	6.1	19.7	78.2	ND(25)		

TABLE 1

**Summary of Groundwater Analytical Results
Inactive Exxon Facility #28077
14528 Jarrettsville Pike
Phoenix, Maryland**

August 8, 2005 through January 22, 2019

Sample ID	Date	Benzene (µg/L)	Toluene (µg/L)	Ethyl- benzene (µg/L)	Total Xylenes (µg/L)	Total BTEX (µg/L)	MTBE (µg/L)	DIPE (µg/L)	ETBE (µg/L)	TAME (µg/L)	TBA (µg/L)	Comments
MW-168(235)	06/10/2009	ND(5.0)	ND(5.0)	ND(5.0)	ND(5.0)	BRL	968	4.2 J	15.6 J	71.9	ND(130)	
	06/17/2009	ND(1.0)	ND(1.0)	ND(1.0)	ND(1.0)	BRL	930	5.2	18.2	80.4	ND(25)	
	06/24/2009	ND(1.0)	ND(1.0)	ND(1.0)	ND(1.0)	BRL	988	5.3	17.8	81.7	ND(25)	
	07/01/2009	ND(1.0)	ND(1.0)	ND(1.0)	ND(1.0)	BRL	974	4.1 J	15	71.8	ND(25)	
	07/16/2009	ND(5.0)	ND(5.0)	ND(5.0)	ND(5.0)	BRL	922	3.2 J	12.9 J	59.8	ND(130)	
	07/29/2009	ND(1.0)	ND(1.0)	ND(1.0)	0.52 J	0.52 J	881	4.2 J	14.6	57.5	ND(25)	
	08/11/2009	ND(1.0)	ND(1.0)	0.28 J	1.2	1.5 J	706	3.9 J	12.4	42	ND(25)	
	08/25/2009	0.34 J	0.49 J	ND(1.0)	1	2 J	663	3 J	11	40.2	ND(25)	
	09/08/2009	0.39 J	0.69 J	ND(1.0)	1.3	2.4 J	595	3.5 J	11.6	39.4	ND(25)	
	09/22/2009	0.5 J	ND(1.0)	ND(1.0)	2.5	3.0 J	469	2.1 J	7.7	27	ND(25)	
	10/06/2009	0.37 J	ND(1.0)	ND(1.0)	0.82 J	1.19 J	485	2.9 J	9.6	23.3	ND(25)	
	10/20/2009	ND(1.0)	ND(1.0)	0.33 J	ND(1.0)	0.33 J	419	2.6 J	9.6	24.2	ND(25)	
	11/03/2009	1	0.72 J	ND(1.0)	1	3 J	458	2.4 J	8.7	25.6	ND(25)	
	12/03/2009	3.4 J	ND(5.0)	ND(5.0)	ND(5.0)	3.4 J	919	5.1 J	17.2 J	30	ND(130)	
	01/05/2010	4.8	ND(1.0)	ND(1.0)	1.3	6.1	649	3.5 J	11.8	26.9	ND(25)	
	02/02/2010	12.4	ND(1.0)	ND(1.0)	0.92 J	13.3 J	1270	5.5	19.9	47.7	ND(25)	
	03/02/2010	18.4	ND(2)	ND(2)	1.4 J	19.8 J	1720	5.6 J	20.3	63	ND(50)	
	03/16/2010	32.6	ND(1.0)	ND(1.0)	3.2	35.8	2260	8.9	30.5	81.7	9.5 J	
	03/22/2010	30.3	ND(2.5)	ND(2.5)	3.2	33.5	2580	8.8 J	34.2	102	ND(63)	
	03/31/2010	36.5	ND(5.0)	ND(5.0)	2.3 J	38.8 J	2950	12.7 J	47.1	115	ND(130)	
	04/06/2010	39	ND(1.0)	ND(1.0)	1.3	40	3320	9.9	39.9	110	ND(25)	
	04/13/2010	38.7	ND(5.0)	ND(5.0)	ND(5.0)	38.7	2910	7.6 J	33.1	103	ND(130)	
	04/20/2010	56.9	ND(5.0)	ND(5.0)	3.1 J	60.0 J	5030	14.6 J	50.5	141	175	
	04/27/2010	61.7	ND(5.0)	ND(5.0)	4 J	66 J	5150	13.7 J	52.1	149	65.4 J	
	05/04/2010	32.7	ND(10)	ND(10)	ND(10)	32.7	2490	5.5 J	25 J	96.2	ND(250)	
	05/11/2010	66.8	ND(20)	ND(20)	5.7 J	72.5 J	4750	9.5 J	40.2 J	131	ND(500)	
	05/18/2010	73.4	ND(10)	ND(10)	9 J	82 J	5000	14.9 J	61.1	170	ND(250)	
	05/25/2010	70.7	ND(20)	ND(20)	7.1 J	77.8 J	5250	18.9 J	75.8 J	211	ND(500)	
	06/01/2010	23.8	ND(10)	ND(10)	ND(10)	23.8	5620	13.6 J	62.3	199	1230	
	06/08/2010	48.9	ND(10)	ND(10)	5.9 J	54.8 J	4140	10.2 J	42.7 J	113	ND(250)	
06/15/2010	78.3	ND(10)	ND(10)	8.9 J	87.2 J	5900	17.1 J	65.9	179	ND(250)		
06/22/2010	62.1	ND(10)	ND(10)	8.9 J	71.0 J	5530	13.5 J	52.3	145	101 J		
06/29/2010	59.5	ND(10)	ND(10)	7.9 J	67.4 J	4770	11.9 J	45.9 J	147	ND(250)		
07/06/2010	46.1	ND(1.0)	ND(1.0)	9.6	55.7	3770	12.3	47.4	124	64.1		
08/31/2010	15	3.6 J	ND(5.0)	3.5 J	22 J	3350	8.3 J	36.9	106	ND(130)		

TABLE 1

**Summary of Groundwater Analytical Results
Inactive Exxon Facility #28077
14528 Jarrettsville Pike
Phoenix, Maryland**

August 8, 2005 through January 22, 2019

Sample ID	Date	Benzene (µg/L)	Toluene (µg/L)	Ethyl- benzene (µg/L)	Total Xylenes (µg/L)	Total BTEX (µg/L)	MTBE (µg/L)	DIPE (µg/L)	ETBE (µg/L)	TAME (µg/L)	TBA (µg/L)	Comments
MW-168(235)	09/07/2010	12.2	4.2 J	ND(10)	2.9 J	19.3 J	2300	7.1 J	29.1 J	85.8	ND(250)	
	09/14/2010	12	5.1	ND(5.0)	2.8 J	20 J	2610	7 J	28.3	81.9	ND(130)	
	09/21/2010	10.9	4.7 J	ND(5.0)	2.8 J	18.4 J	1990	6 J	23.4 J	72.6	ND(130)	
	09/28/2010	7.2	3.4 J	ND(5.0)	ND(5.0)	10.6 J	1280	5.2 J	17.5 J	49.4	ND(130)	
	10/07/2010	11.1	4.1	ND(2.5)	1.8 J	17.0 J	1780	5.6 J	20.3	62.6	ND(63)	
	10/12/2010	4.5 J	ND(5.0)	ND(5.0)	ND(5.0)	4.5 J	769	3.4 J	10.1 J	28.4	ND(130)	
	10/18/2010	2.9	1.4	ND(1.0)	0.67 J	5.0 J	449	1.1 J	4.3 J	11.8	ND(25)	
	10/26/2010	7.3	2.7	ND(1.0)	1.6	11.6	1370	4.3 J	15.6	47.1	11.3 J	
	11/02/2010	6.1	2.4 J	ND(5.0)	3.1 J	11.6 J	1270	4.1 J	16.9 J	51.1	ND(130)	
	11/09/2010	5.9	2.3 J	ND(5.0)	1.4 J	9.6 J	1290	4.3 J	16.4 J	44.8	ND(130)	
	11/16/2010	2	0.78 J	ND(1.0)	0.54 J	3 J	358	1.1 J	4.4 J	11.7	ND(25)	
	11/23/2010	1.3	0.55 J	ND(1.0)	0.33 J	2.2 J	266	0.87 J	3.2 J	8.2	ND(25)	
	11/30/2010	4.2	1.3	ND(1.0)	1.1	6.6	886	2.7 J	11.5	34.9	ND(25)	
	12/07/2010	4.2	1.4	ND(1.0)	1.3	6.9	778	2.6 J	10.2	31.7	ND(25)	
	12/14/2010	2.6	1.2	ND(1.0)	0.51 J	4.3 J	640	2.3 J	8.5	20.2	ND(25)	
	12/21/2010	3	0.9 J	ND(1.0)	0.97 J	5 J	622	2.2 J	8.4	20.3	ND(25)	
	12/28/2010	2.8	0.82 J	ND(1.0)	0.7 J	4.3 J	555	2 J	7.2	21.2	ND(25)	
	01/04/2011	1.4	ND(1.0)	ND(1.0)	ND(1.0)	1.4	346	1.4 J	5	11.6	99.2	
	01/12/2011	1.5	ND(1.0)	ND(1.0)	0.4 J	1.9 J	428	1.4 J	5.4	15	ND(25)	
	01/17/2011	1.1	ND(1.0)	ND(1.0)	ND(1.0)	1.1	352	1.1 J	4.2 J	10.9	ND(25)	
	01/24/2011	1.1	ND(1.0)	ND(1.0)	0.26 J	1.4 J	368	1.1 J	4.6 J	11.2	ND(25)	
	02/03/2011	ND(1.0)	ND(1.0)	ND(1.0)	ND(1.0)	BRL	246	0.87 J	3.4 J	7.2	ND(25)	
	02/14/2011	ND(1.0)	ND(1.0)	ND(1.0)	ND(1.0)	BRL	196	0.7 J	3.4 J	6.1	ND(25)	
	02/22/2011	19.7	1.2	1.8	2.7	25.4	1630	5.1	22.1	69.5	14.3 J	
	03/01/2011	51.3	2.2 J	ND(5.0)	3.8 J	57.3 J	4120	11.7 J	44.8	147	ND(130)	
	03/08/2011	41	ND(10)	ND(10)	ND(10)	41	4320	8.7 J	36 J	127	ND(250)	
	03/22/2011	16.5	ND(5.0)	ND(5.0)	ND(5.0)	16.5	1310	3.5 J	14.8 J	50.7	ND(130)	
	03/28/2011	31.8	ND(5.0)	ND(5.0)	ND(5.0)	31.8	3030	7.6 J	31.4	116	ND(130)	
	04/05/2011	14.9	ND(5.0)	ND(5.0)	ND(5.0)	14.9	1490	3.7 J	15.4 J	54.8	307	
	04/12/2011	25.7	ND(1.0)	ND(1.0)	0.48 J	26.2 J	2520	7.8	30.9	104	293	
04/18/2011	4.2	ND(1.0)	ND(1.0)	ND(1.0)	4.2	389	1.3 J	5.4	14.9	92.2		
04/25/2011	16	ND(2)	ND(2)	ND(2)	16	2100	4.7 J	23.9	86.1	84.4		
05/02/2011	5.7	ND(1.0)	ND(1.0)	0.51 J	6.2 J	728	1.9 J	8.2	33.1	113		
05/10/2011	11	ND(2.5)	ND(2.5)	ND(2.5)	11	1600	4.9 J	18.7	64.9	ND(63)		
05/17/2011	2.4	ND(1.0)	ND(1.0)	0.53 J	2.9 J	448	1.6 J	5.9	18.5	ND(25)		

TABLE 1

**Summary of Groundwater Analytical Results
Inactive Exxon Facility #28077
14528 Jarrettsville Pike
Phoenix, Maryland**

August 8, 2005 through January 22, 2019

Sample ID	Date	Benzene (µg/L)	Toluene (µg/L)	Ethyl- benzene (µg/L)	Total Xylenes (µg/L)	Total BTEX (µg/L)	MTBE (µg/L)	DIPE (µg/L)	ETBE (µg/L)	TAME (µg/L)	TBA (µg/L)	Comments
MW-168(235)	05/24/2011	4	ND(2.5)	ND(2.5)	ND(2.5)	4	1660	5 J	19.2	65.8	ND(63)	
	05/31/2011	ND(1.0)	ND(1.0)	ND(1.0)	ND(1.0)	BRL	1530	4.8 J	18.6	60.3	15.1 J	
	06/06/2011	1.7	ND(1.0)	ND(1.0)	ND(1.0)	1.7	1490	4 J	18.4	61.2	102	
	06/11/2011	1.5	ND(1.0)	ND(1.0)	0.18 J	1.7 J	711	2.2 J	9.4	31.6	58.8	
	06/21/2011	1.9 J	ND(2.5)	ND(2.5)	ND(2.5)	1.9 J	1330	3.9 J	15.6	50.1	350	
	06/28/2011	ND(5.0)	ND(5.0)	ND(5.0)	ND(5.0)	BRL	1050	2.7 J	12.8 J	47.4	ND(130)	
	07/05/2011	1.1 J	ND(2)	ND(2)	ND(2)	1.1 J	1310	2.9 J	14.1	48.5	62.5	
	07/12/2011	0.31 J	ND(1.0)	ND(1.0)	ND(1.0)	0.31 J	342	1.2 J	4.4 J	13.5	34.6	
	07/18/2011	ND(1.0)	ND(1.0)	ND(1.0)	ND(1.0)	BRL	721	3 J	11.8	39.8	ND(25)	
	07/26/2011	1.1	ND(1.0)	ND(1.0)	ND(1.0)	1.1	634	2.3 J	8.7	28.4	98.8	
	08/01/2011	1.7	ND(1.0)	ND(1.0)	ND(1.0)	1.7	885	2.5 J	10.5	36.5	202	
	08/08/2011	0.25 J	ND(1.0)	ND(1.0)	ND(1.0)	0.25 J	845	2.5 J	10	32.2	22.1 J	
	08/15/2011	3.8	0.45 J	ND(1.0)	ND(1.0)	4.3 J	945	2.4 J	10.8	43.2	ND(25)	
	08/22/2011	3.5	0.44 J	ND(1.0)	0.22 J	4.2 J	947	3.1 J	12.5	37.8	27.1	
	08/29/2011	3.8	0.44 J	ND(1.0)	ND(1.0)	4.2 J	1010	2.9 J	12.7	41.1	23.8 J	
	09/06/2011	2.4	0.32 J	ND(1.0)	ND(1.0)	2.7 J	368	1.3 J	5.1	17.2	ND(25)	
	09/13/2011	1.5	0.19 J	ND(1.0)	ND(1.0)	1.7 J	587	1.8 J	7.3	21.3	ND(25)	
	09/20/2011	ND(1.0)	ND(1.0)	ND(1.0)	ND(1.0)	BRL	260	0.7 J	3.2 J	9.5	ND(25)	
	09/26/2011	0.61 J	ND(1.0)	ND(1.0)	ND(1.0)	0.61 J	277	0.9 J	3.8 J	10.9	ND(25)	
	10/03/2011	ND(1.0)	ND(1.0)	ND(1.0)	ND(1.0)	BRL	304	0.68 J	3.4 J	7.6	ND(25)	
	10/10/2011	0.56 J	ND(1.0)	ND(1.0)	ND(1.0)	0.56 J	183	0.52 J	2.4 J	6.9	ND(25)	
	10/17/2011	0.37 J	ND(1.0)	ND(1.0)	ND(1.0)	0.37 J	193	0.73 J	3 J	7.7	ND(25)	
	10/24/2011	ND(1.0)	ND(1.0)	ND(1.0)	ND(1.0)	BRL	36.8	ND(5.0)	0.66 J	1.9 J	ND(25)	
	10/31/2011	0.35 J	ND(1.0)	ND(1.0)	ND(1.0)	0.35 J	206	0.68 J	2.9 J	7.4	ND(25)	
	11/08/2011	ND(1.0)	ND(1.0)	ND(1.0)	ND(1.0)	BRL	148	0.44 J	1.9 J	5.3	ND(25)	
	11/14/2011	ND(1.0)	ND(1.0)	ND(1.0)	ND(1.0)	BRL	102	0.42 J	1.6 J	4.2 J	ND(25)	
	11/21/2011	0.23 J	ND(1.0)	ND(1.0)	ND(1.0)	0.23 J	110	0.44 J	1.7 J	4.3 J	ND(25)	
	11/29/2011	ND(1.0)	ND(1.0)	ND(1.0)	ND(1.0)	BRL	157	0.54 J	2.4 J	5.5	ND(25)	
	12/05/2011	ND(1.0)	ND(1.0)	ND(1.0)	ND(1.0)	BRL	114	0.33 J	1.7 J	5.2	ND(25)	
	12/13/2011	ND(1.0)	ND(1.0)	ND(1.0)	ND(1.0)	BRL	139	0.48 J	1.9 J	5.2	ND(25)	
12/20/2011	ND(1.0)	ND(1.0)	ND(1.0)	ND(1.0)	BRL	135	ND(5.0)	1.9 J	5	ND(25)		
12/27/2011	ND(1.0)	ND(1.0)	ND(1.0)	ND(1.0)	BRL	131	0.5 J	2.1 J	5.1	ND(25)		
01/03/2012	ND(1.0)	ND(1.0)	ND(1.0)	ND(1.0)	BRL	121	0.42 J	1.7 J	5	ND(25)		
01/09/2012	ND(1.0)	ND(1.0)	ND(1.0)	ND(1.0)	BRL	58.7	ND(5.0)	0.75 J	2 J	ND(25)		
01/17/2012	ND(1.0)	ND(1.0)	ND(1.0)	ND(1.0)	BRL	143	0.42 J	1.9 J	5	ND(25)		

TABLE 1

**Summary of Groundwater Analytical Results
Inactive Exxon Facility #28077
14528 Jarrettsville Pike
Phoenix, Maryland**

August 8, 2005 through January 22, 2019

Sample ID	Date	Benzene (µg/L)	Toluene (µg/L)	Ethyl- benzene (µg/L)	Total Xylenes (µg/L)	Total BTEX (µg/L)	MTBE (µg/L)	DIPE (µg/L)	ETBE (µg/L)	TAME (µg/L)	TBA (µg/L)	Comments
MW-168(235)	01/24/2012	0.33 J	ND(1.0)	ND(1.0)	ND(1.0)	0.33 J	123	0.4 J	1.9 J	5.1	ND(25)	
	01/30/2012	ND(1.0)	ND(1.0)	ND(1.0)	ND(1.0)	BRL	117	0.48 J	1.8 J	4.5 J	ND(25)	
	02/07/2012	ND(1.0)	ND(1.0)	ND(1.0)	ND(1.0)	BRL	124	0.48 J	1.9 J	4.9 J	ND(25)	
	02/13/2012	ND(1.0)	ND(1.0)	ND(1.0)	ND(1.0)	BRL	126	0.45 J	1.8 J	4.7 J	ND(25)	
	02/21/2012	0.26 J	ND(1.0)	ND(1.0)	ND(1.0)	0.26 J	134	0.52 J	2 J	5.2	ND(25)	
	02/28/2012	0.23 J	ND(1.0)	ND(1.0)	ND(1.0)	0.23 J	114	0.44 J	1.7 J	4.1 J	ND(25)	
	03/06/2012	0.78 J	ND(1.0)	ND(1.0)	ND(1.0)	0.78 J	141	0.83 J	2.6 J	6.7	ND(25)	
	03/12/2012	ND(1.0)	ND(1.0)	ND(1.0)	ND(1.0)	BRL	114	0.46 J	1.7 J	4.1 J	ND(25)	
	03/20/2012	ND(1.0)	ND(1.0)	ND(1.0)	ND(1.0)	BRL	105	0.5 J	1.7 J	3.5 J	ND(25)	
	03/27/2012	ND(1.0)	ND(1.0)	ND(1.0)	ND(1.0)	BRL	106	0.4 J	1.6 J	3.2 J	ND(25)	
	04/03/2012	ND(1.0)	ND(1.0)	ND(1.0)	ND(1.0)	BRL	95.1	0.36 J	1.4 J	3 J	ND(25)	
	04/10/2012	ND(1.0)	ND(1.0)	ND(1.0)	ND(1.0)	BRL	84.6	0.46 J	1.6 J	2.9 J	ND(25)	
	04/17/2012	ND(1.0)	ND(1.0)	ND(1.0)	ND(1.0)	BRL	70.7	ND(5.0)	1.1 J	2.5 J	ND(25)	
	04/24/2012	0.27 J	ND(1.0)	ND(1.0)	ND(1.0)	0.27 J	66.8	0.37 J	1.3 J	2.7 J	ND(25)	
	05/01/2012	ND(1.0)	ND(1.0)	ND(1.0)	ND(1.0)	BRL	77.5	0.39 J	1.4 J	2.8 J	ND(25)	
	05/08/2012	ND(1.0)	ND(1.0)	ND(1.0)	ND(1.0)	BRL	86.3	0.48 J	1.6 J	3.1 J	ND(25)	
	05/15/2012	ND(1.0)	ND(1.0)	ND(1.0)	ND(1.0)	BRL	41.7	ND(5.0)	0.77 J	1.7 J	ND(25)	
	05/22/2012	ND(1.0)	ND(1.0)	ND(1.0)	ND(1.0)	BRL	67.6	0.35 J	1.2 J	2.5 J	33.9	
	05/29/2012	ND(1.0)	ND(1.0)	ND(1.0)	ND(1.0)	BRL	59.6	0.3 J	1 J	1.9 J	ND(25)	
	06/05/2012	ND(1.0)	ND(1.0)	ND(1.0)	ND(1.0)	BRL	81	0.44 J	1.4 J	2.8 J	ND(25)	
	06/12/2012	ND(1.0)	ND(1.0)	ND(1.0)	ND(1.0)	BRL	73.7	0.36 J	1.3 J	2.5 J	ND(25)	
	06/18/2012	0.39 J	ND(1.0)	ND(1.0)	ND(1.0)	0.39 J	92	0.53 J	1.7 J	3.5 J	ND(25)	
	06/25/2012	ND(1.0)	ND(1.0)	ND(1.0)	ND(1.0)	BRL	58.1	0.38 J	1.2 J	2.1 J	ND(25)	
	07/03/2012	ND(1.0)	ND(1.0)	ND(1.0)	ND(1.0)	BRL	41.6	0.3 J	0.85 J	1.6 J	ND(25)	
	07/09/2012	ND(1.0)	ND(1.0)	ND(1.0)	ND(1.0)	BRL	14.4	0.2 J	0.59 J	ND(5.0)	ND(25)	
	07/17/2012	ND(1.0)	ND(1.0)	ND(1.0)	ND(1.0)	BRL	14.9	0.19 J	0.64 J	0.82 J	ND(25)	
	07/23/2012	ND(1.0)	ND(1.0)	ND(1.0)	0.27 J	0.27 J	24.1	ND(5.0)	0.87 J	1.1 J	ND(25)	
	07/31/2012	ND(1.0)	ND(1.0)	ND(1.0)	ND(1.0)	BRL	14.7	0.38 J	1.1 J	0.69 J	ND(25)	
	08/07/2012	ND(1.0)	ND(1.0)	ND(1.0)	ND(1.0)	BRL	16.6	0.36 J	0.96 J	1.1 J	ND(25)	
	08/13/2012	ND(1.0)	ND(1.0)	ND(1.0)	ND(1.0)	BRL	8.9	0.27 J	0.79 J	0.48 J	ND(25)	
08/20/2012	ND(1.0)	ND(1.0)	ND(1.0)	ND(1.0)	BRL	8.2	0.25 J	0.8 J	0.42 J	ND(25)		
08/28/2012	ND(1.0)	ND(1.0)	ND(1.0)	ND(1.0)	BRL	9.3	0.28 J	0.81 J	0.49 J	ND(25)		
09/04/2012	ND(1.0)	ND(1.0)	ND(1.0)	ND(1.0)	BRL	7.6	0.3 J	0.74 J	0.36 J	ND(25)		
09/10/2012	ND(1.0)	ND(1.0)	ND(1.0)	ND(1.0)	BRL	8.3	ND(5.0)	0.65 J	0.42 J	ND(25)		
09/18/2012	ND(1.0)	ND(1.0)	ND(1.0)	ND(1.0)	BRL	7	ND(5.0)	0.51 J	ND(5.0)	ND(25)		

TABLE 1

**Summary of Groundwater Analytical Results
Inactive Exxon Facility #28077
14528 Jarrettsville Pike
Phoenix, Maryland**

August 8, 2005 through January 22, 2019

Sample ID	Date	Benzene (µg/L)	Toluene (µg/L)	Ethyl- benzene (µg/L)	Total Xylenes (µg/L)	Total BTEX (µg/L)	MTBE (µg/L)	DIPE (µg/L)	ETBE (µg/L)	TAME (µg/L)	TBA (µg/L)	Comments
MW-168(235)	09/24/2012	ND(1.0)	ND(1.0)	ND(1.0)	ND(1.0)	BRL	8.3	ND(5.0)	0.49 J	0.35 J	ND(25)	
	10/01/2012	ND(1.0)	ND(1.0)	ND(1.0)	ND(1.0)	BRL	5	ND(5.0)	0.44 J	ND(5.0)	ND(25)	
	10/08/2012	ND(1.0)	ND(1.0)	ND(1.0)	ND(1.0)	BRL	8	ND(5.0)	0.52 J	0.43 J	ND(25)	
	10/15/2012	ND(1.0)	ND(1.0)	ND(1.0)	ND(1.0)	BRL	9.8	0.25 J	0.67 J	0.43 J	ND(25)	
	10/22/2012	ND(1.0)	ND(1.0)	ND(1.0)	ND(1.0)	BRL	10.8	0.2 J	0.49 J	0.45 J	ND(25)	
	10/31/2012	ND(0.5)	ND(1.0)	ND(1.0)	ND(1.0)	BRL	9.7	ND(2)	ND(2)	ND(2)	ND(20)	
	11/05/2012	ND(1.0)	ND(1.0)	ND(1.0)	ND(1.0)	BRL	10.1	ND(5.0)	0.5 J	0.51 J	ND(25)	
	11/12/2012	ND(1.0)	ND(1.0)	ND(1.0)	ND(1.0)	BRL	14.9	0.24 J	0.7 J	0.81 J	ND(25)	
	11/19/2012	ND(1.0)	ND(1.0)	ND(1.0)	ND(1.0)	BRL	9.6	0.19 J	0.48 J	0.34 J	ND(25)	
	11/26/2012	ND(1.0)	ND(1.0)	ND(1.0)	ND(1.0)	BRL	10.9	0.21 J	0.52 J	0.55 J	ND(25)	
	12/04/2012	ND(1.0)	ND(1.0)	ND(1.0)	ND(1.0)	BRL	11.4	ND(5.0)	0.45 J	ND(5.0)	ND(25)	
	12/10/2012	ND(1.0)	ND(1.0)	ND(1.0)	ND(1.0)	BRL	7.5	ND(5.0)	0.33 J	0.32 J	ND(25)	
	12/17/2012	ND(1.0)	ND(1.0)	ND(1.0)	ND(1.0)	BRL	14.6	0.2 J	0.63 J	0.73 J	ND(25)	
	12/26/2012	ND(1.0)	ND(1.0)	ND(1.0)	ND(1.0)	BRL	14.3	ND(5.0)	0.59 J	0.49 J	ND(25)	
	01/02/2013	ND(1.0)	ND(1.0)	ND(1.0)	ND(1.0)	BRL	17.6	ND(5.0)	0.62 J	0.61 J	ND(25)	
	01/07/2013	ND(1.0)	ND(1.0)	ND(1.0)	ND(1.0)	BRL	13.6	ND(5.0)	0.36 J	0.57 J	ND(25)	
	01/14/2013	ND(1.0)	ND(1.0)	ND(1.0)	ND(1.0)	BRL	16.2	0.23 J	0.64 J	0.57 J	ND(25)	
	01/21/2013	ND(1.0)	ND(1.0)	ND(1.0)	ND(1.0)	BRL	18.5	0.35 J	0.7 J	0.96 J	ND(25)	
	01/28/2013	ND(1.0)	ND(1.0)	ND(1.0)	ND(1.0)	BRL	15.8	ND(5.0)	0.60 J	0.63 J	ND(25)	
	02/04/2013	ND(1.0)	ND(1.0)	ND(1.0)	ND(1.0)	BRL	15	ND(5.0)	0.56 J	0.61 J	ND(25)	
	02/11/2013	ND(1.0)	ND(1.0)	ND(1.0)	ND(1.0)	BRL	20.2	0.31 J	0.78 J	0.85 J	ND(25)	
	02/18/2013	ND(1.0)	ND(1.0)	ND(1.0)	ND(1.0)	BRL	21.5	0.27 J	0.72 J	0.72 J	ND(25)	
	02/25/2013	ND(1.0)	ND(1.0)	ND(1.0)	ND(1.0)	BRL	20.3	0.26 J	0.74 J	0.75 J	ND(25)	
	03/04/2013	ND(1.0)	ND(1.0)	ND(1.0)	ND(1.0)	BRL	16.6	ND(5.0)	0.51 J	0.54 J	ND(25)	
	03/11/2013	ND(1.0)	ND(1.0)	ND(1.0)	ND(1.0)	BRL	13.4	ND(5.0)	0.41 J	0.41 J	ND(25)	
	03/18/2013	ND(1.0)	ND(1.0)	ND(1.0)	ND(1.0)	BRL	18.1	ND(5.0)	0.56 J	0.63 J	ND(25)	
	03/26/2013	ND(1.0)	ND(1.0)	ND(1.0)	ND(1.0)	BRL	20.3	0.26 J	0.72 J	0.81 J	ND(25)	
	04/01/2013	ND(1.0)	ND(1.0)	ND(1.0)	ND(1.0)	BRL	21.2	ND(5.0)	0.60 J	0.71 J	ND(25)	
	04/08/2013	ND(1.0)	ND(1.0)	ND(1.0)	ND(1.0)	BRL	17.7	ND(5.0)	0.47 J	0.53 J	ND(25)	
	04/16/2013	ND(1.0)	ND(1.0)	ND(1.0)	ND(1.0)	BRL	18.1	ND(5.0)	0.53 J	0.7 J	ND(25)	
	04/22/2013	ND(1.0)	ND(1.0)	ND(1.0)	ND(1.0)	BRL	18	ND(5.0)	0.48 J	ND(5.0)	ND(25)	
	04/29/2013	ND(1.0)	ND(1.0)	ND(1.0)	ND(1.0)	BRL	4.7	ND(5.0)	ND(5.0)	ND(5.0)	ND(25)	
05/06/2013	ND(1.0)	ND(1.0)	ND(1.0)	ND(1.0)	BRL	15.4	ND(5.0)	0.39 J	0.47 J	ND(25)		
05/13/2013	ND(1.0)	ND(1.0)	ND(1.0)	ND(1.0)	BRL	35.8	0.28 J	1 J	1.3 J	ND(25)		
05/20/2013	ND(1.0)	0.36 J	ND(1.0)	ND(1.0)	0.36 J	27.3	0.23 J	0.71 J	1 J	ND(25)		

TABLE 1

**Summary of Groundwater Analytical Results
Inactive Exxon Facility #28077
14528 Jarrettsville Pike
Phoenix, Maryland**

August 8, 2005 through January 22, 2019

Sample ID	Date	Benzene (µg/L)	Toluene (µg/L)	Ethyl- benzene (µg/L)	Total Xylenes (µg/L)	Total BTEX (µg/L)	MTBE (µg/L)	DIPE (µg/L)	ETBE (µg/L)	TAME (µg/L)	TBA (µg/L)	Comments
MW-168(235)	05/28/2013	ND(1.0)	ND(1.0)	ND(1.0)	ND(1.0)	BRL	13.3	ND(5.0)	0.39 J	0.52 J	ND(25)	
	06/03/2013	ND(1.0)	ND(1.0)	ND(1.0)	ND(1.0)	BRL	25.5	0.21 J	0.65 J	0.84 J	ND(25)	
	06/10/2013	0.25 J	ND(1.0)	ND(1.0)	ND(1.0)	0.25 J	27.5	0.21 J	0.62 J	1 J	ND(25)	
	06/17/2013	0.32 J	ND(1.0)	ND(1.0)	ND(1.0)	0.32 J	38.5	ND(5.0)	0.86 J	1.3 J	ND(25)	
	06/24/2013	0.39 J	ND(1.0)	ND(1.0)	ND(1.0)	0.39 J	39.8	0.38 J	0.96 J	1.4 J	ND(25)	
	07/01/2013	ND(1.0)	ND(1.0)	ND(1.0)	ND(1.0)	BRL	34.5	ND(5.0)	0.63 J	0.86 J	ND(25)	
	07/08/2013	0.29 J	ND(1.0)	ND(1.0)	ND(1.0)	0.29 J	41.5	ND(5.0)	0.9 J	1.1 J	ND(25)	
	07/15/2013	0.72 J	ND(1.0)	ND(1.0)	ND(1.0)	0.72 J	50.1	0.37 J	1.6 J	2.1 J	ND(25)	
	07/23/2013	0.28 J	ND(1.0)	ND(1.0)	ND(1.0)	0.28 J	21.5	ND(5.0)	0.46 J	0.7 J	ND(25)	
	07/30/2013	ND(1.0)	ND(1.0)	ND(1.0)	ND(1.0)	BRL	15.6	ND(5.0)	0.44 J	ND(5.0)	ND(25)	
	08/05/2013	ND(1.0)	ND(1.0)	ND(1.0)	ND(1.0)	BRL	20.6	ND(5.0)	0.58 J	0.60 J	ND(25)	
	08/13/2013	0.37 J	ND(1.0)	ND(1.0)	ND(1.0)	0.37 J	22.2	0.29 J	0.85 J	0.77 J	ND(25)	
	08/19/2013	ND(1.0)	ND(1.0)	ND(1.0)	ND(1.0)	BRL	4.7	ND(5.0)	ND(5.0)	ND(5.0)	ND(25)	
	08/27/2013	ND(1.0)	ND(1.0)	ND(1.0)	ND(1.0)	BRL	8.1	ND(5.0)	0.59 J	ND(5.0)	ND(25)	
	09/03/2013	ND(1.0)	ND(1.0)	ND(1.0)	ND(1.0)	BRL	5.1	ND(5.0)	0.54 J	ND(5.0)	ND(25)	
	09/10/2013	ND(1.0)	ND(1.0)	ND(1.0)	ND(1.0)	BRL	6.1	ND(5.0)	0.48 J	ND(5.0)	ND(25)	
	09/16/2013	ND(1.0)	ND(1.0)	ND(1.0)	ND(1.0)	BRL	8	ND(5.0)	0.59 J	ND(5.0)	ND(25)	
	09/23/2013	ND(1.0)	ND(1.0)	ND(1.0)	ND(1.0)	BRL	9.8	0.18 J	0.64 J	0.29 J	ND(25)	
	09/30/2013	ND(1.0)	ND(1.0)	ND(1.0)	ND(1.0)	BRL	10.1	0.2 J	0.64 J	ND(5.0)	ND(25)	
	10/07/2013	ND(1.0)	ND(1.0)	ND(1.0)	ND(1.0)	BRL	12.6	0.27 J	0.79 J	0.52 J	ND(25)	
	10/14/2013	ND(1.0)	ND(1.0)	ND(1.0)	ND(1.0)	BRL	12.8	ND(5.0)	0.49 J	ND(5.0)	ND(25)	
	10/22/2013	ND(1.0)	ND(1.0)	ND(1.0)	ND(1.0)	BRL	11	ND(5.0)	0.59 J	ND(5.0)	ND(25)	
	10/28/2013	ND(1.0)	ND(1.0)	ND(1.0)	ND(1.0)	BRL	9.9	ND(5.0)	0.57 J	0.41 J	ND(25)	
	11/04/2013	ND(1.0)	ND(1.0)	ND(1.0)	ND(1.0)	BRL	2.8	ND(5.0)	0.38 J	ND(5.0)	ND(25)	
	11/11/2013	ND(1.0)	ND(1.0)	ND(1.0)	ND(1.0)	BRL	11.0	ND(5.0)	0.48 J	ND(5.0)	ND(25)	
	11/18/2013	ND(1.0)	ND(1.0)	ND(1.0)	ND(1.0)	BRL	4.3	ND(5.0)	0.42 J	ND(5.0)	ND(25)	
	11/25/2013	ND(1.0)	ND(1.0)	ND(1.0)	ND(1.0)	BRL	5.3	ND(5.0)	0.47 J	0.39 J	ND(25)	
	12/02/2013	ND(1.0)	ND(1.0)	ND(1.0)	ND(1.0)	BRL	2.6	ND(5.0)	0.34 J	ND(5.0)	ND(25)	
	12/09/2013	0.33 J	ND(1.0)	ND(1.0)	ND(1.0)	0.33 J	20.2	ND(5.0)	0.59 J	0.70 J	ND(25)	
	12/16/2013	ND(1.0)	ND(1.0)	ND(1.0)	ND(1.0)	BRL	5.3	ND(5.0)	0.54 J	0.43 J	ND(25)	
12/23/2013	ND(1.0)	ND(1.0)	ND(1.0)	ND(1.0)	BRL	0.38 J	ND(5.0)	0.30 J	ND(5.0)	ND(25)		
12/30/2013	ND(1.0)	ND(1.0)	ND(1.0)	ND(1.0)	BRL	ND(1.0)	ND(5.0)	0.27 J	ND(5.0)	ND(25)		
01/06/2014	ND(1.0)	ND(1.0)	ND(1.0)	ND(1.0)	BRL	2.7	ND(5.0)	0.36 J	0.20 J	ND(25)		
01/14/2014	ND(1.0)	ND(1.0)	ND(1.0)	ND(1.0)	BRL	1.1	ND(5.0)	0.36 J	ND(5.0)	ND(25)		
01/20/2014	ND(1.0)	ND(1.0)	ND(1.0)	ND(1.0)	BRL	3.2	ND(5.0)	0.40 J	ND(5.0)	ND(25)		

TABLE 1

**Summary of Groundwater Analytical Results
Inactive Exxon Facility #28077
14528 Jarrettsville Pike
Phoenix, Maryland**

August 8, 2005 through January 22, 2019

Sample ID	Date	Benzene (µg/L)	Toluene (µg/L)	Ethyl- benzene (µg/L)	Total Xylenes (µg/L)	Total BTEX (µg/L)	MTBE (µg/L)	DIPE (µg/L)	ETBE (µg/L)	TAME (µg/L)	TBA (µg/L)	Comments
MW-168(235)	01/27/2014	ND(1.0)	ND(1.0)	ND(1.0)	ND(1.0)	BRL	2.8	ND(5.0)	0.38 J	ND(5.0)	ND(25)	
	02/03/2014	ND(1.0)	ND(1.0)	ND(1.0)	ND(1.0)	BRL	1.7	ND(5.0)	0.35 J	ND(5.0)	ND(25)	
	02/10/2014	ND(1.0)	ND(1.0)	ND(1.0)	ND(1.0)	BRL	0.30 J	ND(5.0)	0.38 J	ND(5.0)	ND(25)	
	02/17/2014	ND(1.0)	ND(1.0)	ND(1.0)	ND(1.0)	BRL	1.6	ND(5.0)	0.43 J	ND(5.0)	ND(25)	
	02/24/2014	ND(1.0)	ND(1.0)	ND(1.0)	ND(1.0)	BRL	2.9	ND(5.0)	0.46 J	ND(5.0)	ND(25)	
	03/04/2014	ND(1.0)	ND(1.0)	ND(1.0)	ND(1.0)	BRL	3.9	ND(5.0)	0.46 J	ND(5.0)	ND(25)	
	03/10/2014	ND(1.0)	ND(1.0)	ND(1.0)	ND(1.0)	BRL	5.5	ND(5.0)	0.43 J	ND(5.0)	ND(25)	
	03/17/2014	ND(0.50)	ND(1.0)	ND(0.50)	ND(1.0)	BRL	7.4	ND(2.0)	0.47 J	ND(5.0)	ND(25)	
	03/24/2014	ND(0.50)	ND(1.0)	ND(0.50)	ND(1.0)	BRL	8.5	ND(2.0)	0.45 J	ND(5.0)	ND(25)	
	04/01/2014	ND(0.50)	ND(1.0)	ND(0.50)	ND(1.0)	BRL	10.4	ND(2.0)	0.52 J	ND(5.0)	ND(25)	
	04/07/2014	ND(0.50)	ND(1.0)	ND(0.50)	ND(1.0)	BRL	14.9	ND(2.0)	0.61 J	0.49 J	ND(25)	
	04/14/2014	ND(0.50)	ND(1.0)	ND(0.50)	ND(1.0)	BRL	12.9	ND(2.0)	0.52 J	0.38 J	ND(25)	
	04/21/2014	ND(0.50)	ND(1.0)	ND(0.50)	ND(1.0)	BRL	15.0	ND(2.0)	0.56 J	0.44 J	ND(25)	
	04/28/2014	ND(0.50)	ND(1.0)	ND(0.50)	ND(1.0)	BRL	19.6	ND(2.0)	0.66 J	0.56 J	ND(25)	
	05/05/2014	ND(0.50)	ND(1.0)	ND(0.50)	ND(1.0)	BRL	19.4	ND(2.0)	0.64 J	0.55 J	ND(25)	
	05/12/2014	ND(0.50)	ND(1.0)	ND(0.50)	ND(1.0)	BRL	11.5	ND(2.0)	0.48 J	0.34 J	ND(25)	
	05/21/2014	ND(0.50)	ND(1.0)	ND(0.50)	ND(1.0)	BRL	12.8	ND(2.0)	0.50 J	0.47 J	ND(25)	
	05/28/2014	ND(0.50)	ND(1.0)	ND(1.0)	ND(1.0)	BRL	19.1	ND(2.0)	0.57 J	0.72 J	ND(25)	
	06/03/2014	0.27 J	ND(1.0)	ND(1.0)	ND(1.0)	0.27 J	26.6	ND(2.0)	0.63 J	0.85 J	ND(25)	
	06/09/2014	0.32 J	ND(1.0)	ND(1.0)	ND(1.0)	0.32 J	28.2	ND(2.0)	0.78 J	1.0 J	ND(25)	
	06/16/2014	ND(0.50)	ND(1.0)	ND(1.0)	ND(1.0)	BRL	0.65 J	ND(2.0)	0.28 J	ND(5.0)	ND(25)	
	06/23/2014	0.42 J	ND(1.0)	ND(1.0)	ND(1.0)	0.42 J	48.4	0.33 J	1.1 J	1.6 J	ND(25)	
	06/30/2014	ND(0.50)	ND(1.0)	ND(1.0)	ND(1.0)	BRL	12.9	ND(2.0)	0.48 J	0.46 J	ND(25)	
	07/07/2014	0.30 J	ND(1.0)	ND(1.0)	ND(1.0)	0.30 J	36.4	0.26 J	0.85 J	1.2 J	ND(25)	
	07/14/2014	0.37 J	ND(1.0)	ND(1.0)	ND(1.0)	0.37 J	5.1	0.21 J	0.41 J	0.29 J	ND(25)	
	07/22/2014	0.39 J	ND(1.0)	ND(1.0)	ND(1.0)	0.39 J	45.0	0.29 J	0.94 J	1.7 J	23.2 J	
	07/28/2014	0.27 J	ND(1.0)	ND(1.0)	ND(1.0)	0.27 J	29.3	ND(2.0)	0.66 J	0.83 J	ND(25)	
	08/05/2014	0.42 J	ND(1.0)	ND(1.0)	ND(1.0)	0.42 J	49.8	0.29 J	0.87 J	1.6 J	ND(25)	
	08/11/2014	ND(0.50)	ND(1.0)	ND(1.0)	ND(1.0)	BRL	ND(1.0)	ND(2.0)	0.28 J	ND(5.0)	ND(25)	
	08/18/2014	0.40 J	ND(1.0)	ND(1.0)	ND(1.0)	0.40 J	45.6	0.24 J	0.92 J	1.5 J	ND(25)	
08/25/2014	0.31 J	ND(1.0)	ND(1.0)	ND(1.0)	0.31 J	41.8	0.33 J	0.90 J	1.4 J	ND(10)		
09/02/2014	ND(0.50)	ND(1.0)	ND(1.0)	ND(1.0)	BRL	0.45 J	ND(2.0)	0.27 J	ND(2.0)	ND(10)		
09/08/2014	0.45 J	ND(1.0)	ND(1.0)	ND(1.0)	0.45 J	50.7	0.28 J	0.99 J	1.7 J	ND(10)		
09/15/2014	0.29 J	ND(1.0)	ND(1.0)	ND(1.0)	0.29 J	31.9	0.26 J	0.76 J	1.2 J	ND(10)		
09/22/2014	0.29 J	ND(1.0)	ND(1.0)	ND(1.0)	0.29 J	36.0	0.26 J	0.79 J	1.1 J	ND(10)		

TABLE 1

**Summary of Groundwater Analytical Results
Inactive Exxon Facility #28077
14528 Jarrettsville Pike
Phoenix, Maryland**

August 8, 2005 through January 22, 2019

Sample ID	Date	Benzene (µg/L)	Toluene (µg/L)	Ethyl- benzene (µg/L)	Total Xylenes (µg/L)	Total BTEX (µg/L)	MTBE (µg/L)	DIPE (µg/L)	ETBE (µg/L)	TAME (µg/L)	TBA (µg/L)	Comments
MW-168(235)	09/29/2014	ND(0.50)	ND(1.0)	ND(1.0)	ND(1.0)	BRL	28.2	ND(2.0)	0.60 J	0.72 J	ND(10)	
	10/07/2014	0.50	ND(1.0)	ND(1.0)	ND(1.0)	0.50	57.6	0.34 J	1.0 J	2.1	ND(10)	
	10/13/2014	0.39 J	ND(1.0)	ND(1.0)	ND(1.0)	0.39 J	46.8	ND(2.0)	0.91 J	1.6 J	ND(10)	
	10/20/2014	0.44 J	ND(1.0)	ND(1.0)	ND(1.0)	0.44 J	59.1	0.59 J	0.99 J	1.9 J	ND(10)	
	10/27/2014	0.46 J	ND(1.0)	ND(1.0)	ND(1.0)	0.46 J	56.8	0.31 J	0.94 J	1.7 J	ND(10)	
	11/03/2014	0.35 J	ND(1.0)	ND(1.0)	ND(1.0)	0.35 J	41.2	ND(2.0)	0.70 J	1.3 J	ND(10)	
	11/10/2014	0.46 J	ND(1.0)	ND(1.0)	ND(1.0)	0.46 J	56.8	0.29 J	0.97 J	1.8 J	ND(10)	
	11/17/2014	0.25 J	ND(1.0)	ND(1.0)	ND(1.0)	0.25 J	28.4	0.30 J	0.74 J	1.0 J	ND(10)	
	11/24/2014	0.27 J	ND(1.0)	ND(1.0)	ND(1.0)	0.27 J	28.3	0.29 J	0.72 J	1.0 J	ND(10)	
	12/01/2014	0.52	ND(1.0)	ND(1.0)	ND(1.0)	0.52	58.0	0.30 J	1.0 J	2.0	ND(10)	
	12/08/2014	0.50	ND(1.0)	ND(1.0)	ND(1.0)	0.50	58.3	0.38 J	1.2 J	2.1	ND(10)	
	12/15/2014	0.59	ND(1.0)	ND(1.0)	ND(1.0)	0.59	79.0	0.38 J	1.3 J	2.5	ND(10)	
	12/22/2014	0.46 J	ND(1.0)	ND(1.0)	ND(1.0)	0.46 J	62.8	ND(2.0)	0.96 J	1.5 J	ND(10)	
	12/29/2014	0.27 J	ND(1.0)	ND(1.0)	ND(1.0)	0.27 J	36.7	0.31 J	0.85 J	1.4 J	ND(10)	
	01/05/2015	ND(1)	ND(1)	ND(1)	ND(1)	BRL	ND(1)	ND(1)	ND(1)	ND(1)	ND(5)	
	01/12/2015	ND(1)	ND(1)	ND(1)	ND(1)	BRL	34	ND(1)	0.7 J	1	ND(5)	
	01/19/2015	ND(1)	ND(1)	ND(1)	ND(1)	BRL	43	ND(1)	0.8 J	1	ND(5)	
	01/27/2015	ND(1)	ND(1)	ND(1)	ND(1)	BRL	71	ND(1)	1	2	ND(5)	
	02/02/2015	ND(1)	ND(1)	ND(1)	ND(1)	BRL	62	ND(1)	1	2	ND(5)	
	02/09/2015	ND(1)	ND(1)	ND(1)	ND(1)	BRL	43	ND(1)	0.8 J	ND(1)	ND(5)	
	02/17/2015	0.5 J	ND(1)	ND(1)	ND(1)	0.5 J	59	ND(1)	1	2	ND(5)	
	02/24/2015	ND(1)	ND(1)	ND(1)	ND(1)	BRL	58	ND(1)	1	2	ND(5)	
	03/02/2015	0.6 J	ND(1)	ND(1)	ND(1)	0.6 J	83	ND(1)	1	3	ND(5)	
	03/09/2015	ND(1)	ND(1)	ND(1)	ND(1)	BRL	ND(1)	ND(1)	ND(1)	ND(1)	ND(5)	
	03/16/2015	0.6 J	ND(1)	ND(1)	ND(1)	0.6 J	75	ND(1)	1	2	ND(5)	
	03/23/2015	0.5 J	ND(1)	ND(1)	ND(1)	0.5 J	68	ND(1)	1	2	ND(5)	
	03/30/2015	ND(1)	ND(1)	ND(1)	ND(1)	BRL	7	ND(1)	ND(1)	ND(1)	ND(5)	
	04/06/2015	ND(1)	ND(1)	ND(1)	ND(1)	BRL	15	ND(1)	ND(1)	ND(1)	ND(5)	
	04/13/2015	ND(1)	ND(1)	ND(1)	ND(1)	BRL	ND(1)	ND(1)	ND(1)	ND(1)	ND(5)	
	04/20/2015	ND(1)	ND(1)	ND(1)	ND(1)	BRL	ND(1)	ND(1)	ND(1)	ND(1)	ND(5)	
	04/27/2015	ND(1)	ND(1)	ND(1)	ND(1)	BRL	22	ND(1)	ND(1)	0.7 J	ND(5)	
	05/04/2015	ND(1)	ND(1)	ND(1)	ND(1)	BRL	25	ND(1)	0.5 J	0.8 J	ND(5)	
	05/11/2015	ND(1)	0.6 J	ND(1)	ND(1)	0.6 J	ND(1)	ND(1)	ND(1)	ND(1)	ND(5)	
05/18/2015	ND(1)	ND(1)	ND(1)	ND(1)	BRL	92	ND(1)	1	3	ND(5)		
05/26/2015	ND(1)	ND(1)	ND(1)	ND(1)	BRL	69	ND(1)	1	2	ND(5)		

TABLE 1

**Summary of Groundwater Analytical Results
Inactive Exxon Facility #28077
14528 Jarrettsville Pike
Phoenix, Maryland**

August 8, 2005 through January 22, 2019

Sample ID	Date	Benzene (µg/L)	Toluene (µg/L)	Ethyl- benzene (µg/L)	Total Xylenes (µg/L)	Total BTEX (µg/L)	MTBE (µg/L)	DIPE (µg/L)	ETBE (µg/L)	TAME (µg/L)	TBA (µg/L)	Comments
MW-168(235)	06/01/2015	ND(1)	ND(1)	ND(1)	ND(1)	BRL	ND(1)	ND(1)	ND(1)	ND(1)	ND(5)	
	06/08/2015	ND(1)	ND(1)	ND(1)	ND(1)	BRL	ND(1)	ND(1)	ND(1)	ND(1)	ND(5)	
	06/15/2015	ND(1)	ND(1)	ND(1)	ND(1)	BRL	ND(1)	ND(1)	ND(1)	ND(1)	ND(5)	
	06/22/2015	ND(1)	ND(1)	ND(1)	ND(1)	BRL	83	ND(1)	1	2	ND(5)	
	06/29/2015	ND(1)	ND(1)	ND(1)	ND(1)	BRL	ND(1)	ND(1)	ND(1)	ND(1)	ND(5)	
	07/06/2015	ND(1)	ND(1)	ND(1)	ND(1)	BRL	65	ND(1)	0.9 J	2	ND(5)	
	07/13/2015	ND(1)	ND(1)	ND(1)	ND(1)	BRL	82	ND(1)	1	3	ND(5)	
	07/20/2015	ND(1)	ND(1)	ND(1)	ND(1)	BRL	85	ND(1)	1	3	ND(5)	
	07/27/2015	ND(1)	ND(1)	ND(1)	ND(1)	BRL	22	ND(1)	ND(1)	0.6 J	ND(5)	
	08/03/2015	ND(1)	ND(1)	ND(1)	ND(1)	BRL	72	ND(1)	1	2	ND(5)	
	08/10/2015	ND(1)	ND(1)	ND(1)	ND(1)	BRL	75	ND(1)	1	2	ND(5)	
	08/17/2015	ND(1)	ND(1)	ND(1)	ND(1)	BRL	75	ND(1)	1	2	ND(5)	
	08/24/2015	ND(1)	ND(1)	ND(1)	8	8	33	ND(1)	0.6 J	1	ND(5)	
	08/31/2015	ND(1)	ND(1)	ND(1)	ND(1)	BRL	18	ND(1)	ND(1)	0.7 J	ND(5)	
	09/08/2015	ND(1)	ND(1)	ND(1)	ND(1)	BRL	15	ND(1)	ND(1)	0.6 J	ND(5)	
	09/14/2015	ND(1)	ND(1)	ND(1)	ND(1)	BRL	21	ND(1)	ND(1)	0.7 J	ND(5)	
	09/21/2015	ND(1)	ND(1)	ND(1)	ND(1)	BRL	16	ND(1)	ND(1)	0.5 J	ND(5)	
	09/28/2015	ND(1)	ND(1)	ND(1)	ND(1)	BRL	24	ND(1)	ND(1)	0.7 J	ND(5)	
	10/05/2015	ND(1)	ND(1)	ND(1)	ND(1)	BRL	17	ND(1)	ND(1)	ND(1)	ND(5)	
	10/12/2015	ND(1)	ND(1)	ND(1)	ND(1)	BRL	22	ND(1)	ND(1)	0.6 J	ND(5)	
	10/22/2015	ND(1)	ND(1)	ND(1)	ND(1)	BRL	30	ND(1)	ND(1)	0.9 J	ND(5)	
	10/26/2015	ND(1)	ND(1)	ND(1)	ND(1)	BRL	29	ND(1)	0.6 J	1	ND(5)	
	11/03/2015	ND(1)	ND(1)	ND(1)	ND(1)	BRL	24	ND(1)	ND(1)	0.7 J	ND(5)	
	11/10/2015	ND(1)	ND(1)	ND(1)	ND(1)	BRL	17	ND(1)	ND(1)	0.5 J	ND(5)	
	11/16/2015	ND(1)	ND(1)	ND(1)	ND(1)	BRL	10	ND(1)	ND(1)	ND(1)	ND(5)	
	11/23/2015	ND(1)	ND(1)	ND(1)	ND(1)	BRL	14	ND(1)	ND(1)	ND(1)	ND(5)	
	11/30/2015	ND(1)	ND(1)	ND(1)	ND(1)	BRL	1	ND(1)	ND(1)	ND(1)	ND(5)	
	12/08/2015	ND(1)	ND(1)	ND(1)	ND(1)	BRL	7	ND(1)	ND(1)	ND(1)	ND(5)	
12/14/2015	ND(1)	ND(1)	ND(1)	ND(1)	BRL	0.6 J	ND(1)	ND(1)	ND(1)	ND(5)		
12/22/2015	ND(1)	ND(1)	ND(1)	ND(1)	BRL	1	ND(1)	ND(1)	ND(1)	ND(5)		
12/31/2015	ND(1)	ND(1)	ND(1)	ND(1)	BRL	3	ND(1)	ND(1)	ND(1)	ND(5)		
01/06/2016	ND(1)	ND(1)	ND(1)	ND(1)	BRL	0.7 J	ND(1)	ND(1)	ND(1)	ND(5)		
01/15/2016	ND(1)	ND(1)	ND(1)	ND(1)	BRL	0.9 J	ND(1)	ND(1)	ND(1)	ND(5)		
01/21/2016	ND(1)	ND(1)	ND(1)	ND(1)	BRL	2	ND(1)	ND(1)	ND(1)	ND(5)		
01/29/2016	ND(1)	ND(1)	ND(1)	ND(1)	BRL	0.7 J	ND(1)	ND(1)	ND(1)	ND(5)		

TABLE 1

**Summary of Groundwater Analytical Results
Inactive Exxon Facility #28077
14528 Jarrettsville Pike
Phoenix, Maryland**

August 8, 2005 through January 22, 2019

Sample ID	Date	Benzene (µg/L)	Toluene (µg/L)	Ethyl- benzene (µg/L)	Total Xylenes (µg/L)	Total BTEX (µg/L)	MTBE (µg/L)	DIPE (µg/L)	ETBE (µg/L)	TAME (µg/L)	TBA (µg/L)	Comments
MW-168(235)	02/04/2016	ND(1)	ND(1)	ND(1)	ND(1)	BRL	1	ND(1)	ND(1)	ND(1)	ND(5)	
	02/08/2016	ND(1)	ND(1)	ND(1)	ND(1)	BRL	1	ND(1)	ND(1)	ND(1)	ND(5)	
	02/17/2016	ND(1)	ND(1)	ND(1)	ND(1)	BRL	1	ND(1)	ND(1)	ND(1)	ND(5)	
	02/22/2016	ND(1)	ND(1)	ND(1)	ND(1)	BRL	1	ND(1)	ND(1)	ND(1)	ND(5)	
	03/03/2016	ND(1)	ND(1)	ND(1)	ND(1)	BRL	0.8 J	ND(1)	ND(1)	ND(1)	ND(5)	
	03/11/2016	ND(1)	ND(1)	ND(1)	ND(1)	BRL	ND(1)	ND(1)	ND(1)	ND(1)	ND(5)	
	03/15/2016	ND(1)	ND(1)	ND(1)	ND(1)	BRL	1 J	ND(1)	ND(1)	ND(1)	ND(5)	
	03/25/2016	ND(1)	ND(1)	ND(1)	ND(1)	BRL	1	ND(1)	ND(1)	ND(1)	ND(5)	
	03/30/2016	ND(1)	ND(1)	ND(1)	ND(1)	BRL	1	ND(1)	ND(1)	ND(1)	ND(5)	
	04/08/2016	ND(1)	ND(1)	ND(1)	ND(1)	BRL	2	ND(1)	ND(1)	ND(1)	ND(20)	
	04/14/2016	ND(1)	ND(1)	ND(1)	ND(1)	BRL	ND(1)	ND(1)	ND(1)	ND(1)	ND(5)	
	04/20/2016	ND(1)	ND(1)	ND(1)	ND(1)	BRL	ND(1)	ND(1)	ND(1)	ND(1)	ND(5)	
	04/28/2016	ND(1)	ND(1)	ND(1)	ND(1)	BRL	3	ND(1)	ND(1)	ND(1)	ND(5)	
	05/05/2016	ND(1)	ND(1)	ND(1)	ND(1)	BRL	2	ND(1)	ND(1)	ND(1)	ND(5)	
	06/27/2016	ND(1)	ND(1)	ND(1)	ND(1)	BRL	3	ND(1)	ND(1)	ND(1)	ND(5)	
	07/07/2016	ND(1)	ND(1)	ND(1)	ND(1)	BRL	2	ND(1)	ND(1)	ND(1)	ND(5)	
	08/05/2016	ND(1)	ND(1)	ND(1)	ND(1)	BRL	3	ND(1)	ND(1)	ND(1)	ND(5)	
	09/27/2016	ND(1)	ND(1)	ND(1)	ND(1)	BRL	1	ND(1)	ND(1)	ND(1)	ND(20)	
	10/18/2016	ND(1)	ND(1)	ND(1)	ND(1)	BRL	5	ND(1)	ND(1)	ND(1)	ND(5)	
	11/23/2016	ND(1)	ND(1)	ND(1)	ND(1)	BRL	5	ND(1)	ND(1)	ND(1)	ND(5)	
	12/20/2016	ND(1)	ND(1)	ND(1)	ND(1)	BRL	6	ND(1)	ND(1)	ND(1)	ND(5)	
	01/06/2017	ND(1)	ND(1)	ND(1)	ND(1)	BRL	4	ND(1)	ND(1)	ND(1)	ND(5)	
	02/22/2017	ND(1)	ND(1)	ND(1)	ND(1)	BRL	ND(1)	ND(1)	ND(1)	ND(1)	ND(5)	
	03/29/2017	ND(1)	ND(1)	ND(1)	ND(1)	BRL	ND(1)	ND(1)	ND(1)	ND(1)	ND(5)	
	04/25/2017	ND(1)	ND(1)	ND(1)	ND(1)	BRL	ND(1)	ND(1)	ND(1)	ND(1)	ND(5)	
	05/17/2017	ND(1)	ND(1)	ND(1)	ND(1)	BRL	1	ND(1)	ND(1)	ND(1)	ND(5)	
	06/28/2017	ND(1)	ND(1)	ND(1)	ND(1)	BRL	ND(1)	ND(1)	ND(1)	ND(1)	ND(5)	
	07/24/2017	ND(1)	ND(1)	ND(1)	ND(1)	BRL	ND(1)	ND(1)	ND(1)	ND(1)	ND(5)	
	08/31/2017	ND(1)	ND(1)	ND(1)	ND(1)	BRL	ND(1)	ND(1)	ND(1)	ND(1)	ND(5)	
	01/29/2018	ND(1)	ND(1)	ND(1)	ND(1)	BRL	8	ND(1)	ND(1)	ND(1)	ND(20)	
02/26/2018	ND(1)	ND(1)	ND(1)	ND(1)	BRL	1	ND(1)	ND(1)	ND(1)	ND(5)		
03/09/2018	ND(1)	ND(1)	ND(1)	ND(1)	BRL	3	ND(1)	ND(1)	ND(1)	ND(5)		
04/05/2018	ND(1)	ND(1)	ND(1)	ND(1)	BRL	7	ND(1)	ND(1)	ND(1)	ND(5)		
10/19/2018	ND(1)	ND(1)	ND(1)	ND(5)	BRL	0.5 J	ND(1)	0.3 J	ND(1)	ND(25)		
11/26/2018	ND(1)	ND(1)	ND(1)	ND(5)	BRL	ND(1)	ND(1)	0.3 J	ND(1)	ND(25)		

TABLE 1

**Summary of Groundwater Analytical Results
Inactive Exxon Facility #28077
14528 Jarrettsville Pike
Phoenix, Maryland**

August 8, 2005 through January 22, 2019

Sample ID	Date	Benzene (µg/L)	Toluene (µg/L)	Ethyl- benzene (µg/L)	Total Xylenes (µg/L)	Total BTEX (µg/L)	MTBE (µg/L)	DIPE (µg/L)	ETBE (µg/L)	TAME (µg/L)	TBA (µg/L)	Comments
MW-168(235)	12/20/2018	ND(1)	ND(1)	ND(1)	ND(5)	BRL	0.4 J	ND(1)	0.2 J	ND(1)	ND(25)	
MW-168(OP)	07/13/2010	ND(1.0)	ND(1.0)	ND(1.0)	ND(1.0)	BRL	84.6	0.53 J	1.8 J	2.7 J	ND(25)	
	07/20/2010	0.34 J	0.33 J	ND(1.0)	ND(1.0)	0.67 J	72.6	0.36 J	1.1 J	1.8 J	ND(25)	
	07/27/2010	0.28 J	ND(1.0)	ND(1.0)	ND(1.0)	0.28 J	48.9	ND(5.0)	1.2 J	1.5 J	ND(25)	
	08/03/2010	ND(1.0)	ND(1.0)	ND(1.0)	ND(1.0)	BRL	5.4	ND(5.0)	ND(5.0)	ND(5.0)	ND(25)	
	08/10/2010	ND(1.0)	0.91 J	ND(1.0)	ND(1.0)	0.91 J	4.2	ND(5.0)	ND(5.0)	ND(5.0)	ND(25)	
	08/17/2010	ND(1.0)	0.73 J	ND(1.0)	ND(1.0)	0.73 J	3.7	ND(5.0)	ND(5.0)	ND(5.0)	ND(25)	
	08/24/2010	ND(1.0)	0.36 J	ND(1.0)	ND(1.0)	0.36 J	1.8	ND(5.0)	0.23 J	ND(5.0)	ND(25)	
MW-168(IP)	07/13/2010	1.3	12.8	ND(1.0)	2.4	16.5	267	ND(5.0)	2 J	7.7	10.2 J	
	07/20/2010	ND(10)	ND(10)	ND(10)	ND(10)	BRL	2700	5.6 J	25.2 J	86.2	ND(250)	
	07/27/2010	2.6 J	ND(5.0)	ND(5.0)	2.7 J	5.3 J	3830	9.6 J	39.1	111	ND(130)	
	08/03/2010	1.7	0.44 J	ND(1.0)	1.2	3.3 J	3690	7.8	35.1	102	23.6 J	
	08/10/2010	ND(5.0)	ND(5.0)	ND(5.0)	ND(5.0)	BRL	2760	5 J	24.6 J	75.7	ND(130)	
	08/17/2010	ND(5.0)	27.4	ND(5.0)	ND(5.0)	27.4	2780	ND(25)	30.9	80.6	ND(130)	
	08/24/2010	0.55 J	37.8	0.60 J	2.4	41.4 J	2780	3.3 J	21.1	65.4	32	
MW-178C [R]	11/01/2010	308	539	41.3 J	230	1118 J	27000	59 J	255	1000	ND(1300)	
	12/30/2010	50.3	44.9	4.6 J	25.6	125.4 J	5300	10.5 J	48.1	172	208	
	01/04/2011	262	319	22.8	111	715	21600	65	260	911	339	
	01/11/2011	439	593	46.8 J	205	1284 J	35800	98.4 J	395	1320	ND(1300)	
	01/17/2011	453	690	55.1	229	1427	35000	90.6 J	374	1390	ND(1300)	
	01/24/2011	449	683	57.6	211	1401	35100	87.5 J	373	1450	ND(1300)	
	03/01/2011	685	883	86.9	301	1956	46700	129 J	495	1760	ND(630)	
	03/08/2011	582	839	85.4 J	301	1807 J	44700	110 J	440 J	1670	ND(2500)	
	03/22/2011	521	744	85.2 J	302	1652 J	34300	85.7 J	380 J	1470	7430	
	03/29/2011	552	796	88.4	318	1754	51800	121	499	1950	453	
	04/05/2011	678	832	108	356	1974	49000	116 J	481 J	1870	ND(2500)	
	04/12/2011	679	795	113	342	1929	49500	115 J	481 J	1910	ND(2500)	
	04/19/2011	1060	1230	126 J	409	2825 J	59200	103 J	588 J	3230	ND(5000)	
	04/26/2011	622	758	106	345	1831	43500	110 J	427	1820	995 J	
	05/03/2011	607	702	108	346	1763	46300	89.7 J	405 J	1920	6480	
	05/10/2011	664	762	107	346	1879	41700	100 J	429 J	1900	ND(2500)	
	05/17/2011	648	778	105	347	1878	49400	122 J	526	2070	11000	
05/24/2011	62.1	37.1	ND(25)	ND(25)	99.2	30000	65.8 J	287	1250	10600		
05/31/2011	358	537	64.6	256	1216	7150	24.7 J	94.9	482	ND(250)		
06/07/2011	151	167	18.3 J	67.7	404 J	43700	108 J	448	1880	3660		

TABLE 1

**Summary of Groundwater Analytical Results
Inactive Exxon Facility #28077
14528 Jarrettsville Pike
Phoenix, Maryland**

August 8, 2005 through January 22, 2019

Sample ID	Date	Benzene (µg/L)	Toluene (µg/L)	Ethyl- benzene (µg/L)	Total Xylenes (µg/L)	Total BTEX (µg/L)	MTBE (µg/L)	DIPE (µg/L)	ETBE (µg/L)	TAME (µg/L)	TBA (µg/L)	Comments
MW-178C [R]	06/14/2011	708	947	114	386	2155	46600	109 J	477	2060	3080	
	06/21/2011	665	931	105	374	2075	52100	116 J	548	2370	4030	
	06/28/2011	661	1010	95.6	349	2116	44200	102 J	474	2270	ND(1300)	
	07/05/2011	606	958	109	334	2007	46800	97.1 J	505	2390	2350 J	
	07/12/2011	191	282	20.8	83.1	577	6640	19 J	76.6	337	646	
	07/18/2011	394	483	45.3	154	1076	48500	96.1	403	1640	563	
	07/26/2011	569	951	105	340	1965	38800	130 J	432 J	1880	ND(2500)	
	08/02/2011	576	910	124	432	2042	47500	142	505 J	2410	8580	
	08/08/2011	551	1010	89.9	316	1967	34800	91.9 J	360	1570	928 J	
	08/16/2011	473	607	42.7 J	151	1274 J	55600	124 J	541	2780	ND(2500)	
	08/23/2011	689	1330	118	409	2546	54900	185 J	691	3160	6030	
	08/30/2011	359	693	56.5	219	1328	11400	30.8 J	139	669	295	
	09/06/2011	563	1070	88.3	335	2056	33800	82.9	373	1810	363	
	09/13/2011	1310	2220	227	751	4508	73000	235 J	1000	4470	884 J	
	09/20/2011	1130	2340	182	629	4281	74400	184 J	832	3980	ND(2500)	
	09/27/2011	1250	2230	229	720	4429	79300	207 J	944	4480	ND(2500)	
	10/04/2011	989	1910	187 J	609	3695 J	67000	204 J	764 J	3410	ND(5000)	
	10/10/2011	744	1080	97.7	287	2209	74900	206	887	3850	3320	
	10/17/2011	627	995	87.1 J	259	1968 J	65800	141 J	679 J	3380	ND(5000)	
	10/24/2011	713	1380	135	453	2681	40000	111 J	523	2590	ND(2500)	
	11/01/2011	782	1580	143	478	2983	43700	155 J	669	2830	540 J	
	11/08/2011	746	1450	133	457	2786	41500	112 J	477 J	2330	ND(2500)	
	11/14/2011	154	499	46	179	878	1560	6.8 J	23.3 J	115	ND(130)	
	11/21/2011	1070	2060	159 J	624	3913 J	66400	197 J	841 J	3750	ND(5000)	
	11/29/2011	303	748	52.6	223	1327	3440	21.5 J	69.2	336	ND(130)	
	12/06/2011	1620	3140	248 J	976	5984 J	120000	418 J	1600	6560	ND(6300)	
	12/13/2011	1280	2510	209	701	4700	83000	245 J	1020	4950	ND(2500)	
	12/20/2011	1120	2370	181	669	4340	75600	222 J	854	3970	1490 J	
	12/27/2011	849	1520	140	461	2970	70500	274	1080	4940 J	5680	
	01/03/2012	1240	2720	247	811	5018	75400	200 J	816 J	4820	5900	
01/09/2012	1510	3280	279	965	6034	67000	200 J	898 J	4770	4680 J		
01/17/2012	1660	3690	324	1070	6744	86300	335 J	1310	7160	1850 J		
01/24/2012	1580	3460	342	1020	6402	80200	252 J	1090	5910	ND(2500)		
01/30/2012	1460	3250	299	1010	6019	73900	282 J	1080 J	5530	ND(6300)		
02/07/2012	1470	2870	331	959	5630	77400	247 J	970 J	5480	ND(5000)		

TABLE 1

**Summary of Groundwater Analytical Results
Inactive Exxon Facility #28077
14528 Jarrettsville Pike
Phoenix, Maryland**

August 8, 2005 through January 22, 2019

Sample ID	Date	Benzene (µg/L)	Toluene (µg/L)	Ethyl- benzene (µg/L)	Total Xylenes (µg/L)	Total BTEX (µg/L)	MTBE (µg/L)	DIPE (µg/L)	ETBE (µg/L)	TAME (µg/L)	TBA (µg/L)	Comments
MW-178C [R]	02/13/2012	1400	2670	319	926	5315	63800	229 J	945	5250	693 J	
	02/21/2012	1290	2520	260 J	746	4816 J	63000	200 J	834 J	4800	ND(13000)	
	02/28/2012	1090	2290	213 J	640	4233 J	63100	191 J	764 J	4350	ND(6300)	
	03/06/2012	1280	2720	252	794	5046	58300	250	984	5300	696 J	
	03/13/2012	1240	2690	226 J	705	4861 J	60800	206 J	848 J	4870	ND(6300)	
	03/20/2012	1240	2820	253	824	5137	64600	253	1010	5490	713	
	03/27/2012	1350	3120	267	863	5600	61200	232 J	936	5150	608 J	
	04/03/2012	1210	2660	213	672	4755	54700	190 J	795	4570	658 J	
	04/10/2012	1410	2940	270	860	5480	59000	276 J	1050	5550	572 J	
	04/17/2012	1160	2530	213	679	4582	54000	199 J	797	4460	708 J	
	04/24/2012	1470	3260	289	968	5987	60300	236 J	935 J	5020	565 J	
	05/01/2012	1210	2640	232	729	4811	50300	208 J	813 J	4440	ND(5000)	
	05/08/2012	3.3	7	0.62 J	1.9	13 J	128	0.64 J	2.2 J	11.5	ND(25)	
	05/15/2012	1330	3060	266 J	922	5578 J	58400	284 J	984 J	5190	ND(13000)	
	05/22/2012	1370	3030	270	848	5518	58600	255	972	5420	30800	
	05/29/2012	879	2020	184	592	3675	38300	153	575	3250	480 J	
	06/05/2012	1060	2360	205	702	4327	43800	194 J	722	3910	ND(2500)	
	06/12/2012	1010	2340	208	671	4229	39100	164 J	627	3720	446 J	
	06/19/2012	990	2330	204	673	4197	42300	169 J	660	3800	537 J	
	06/25/2012	830	1840	165 J	535	3370 J	35700	163 J	603 J	3180	ND(6300)	
	07/03/2012	813	1740	164 J	506	3223 J	31300	144 J	490 J	3150	ND(5000)	
	07/10/2012	773	1650	155 J	461	3039 J	30000	127 J	467 J	2950	ND(5000)	
	07/17/2012	825	1840	163	528	3356	34700	152	639	3910	748	
	07/23/2012	516	1100	113	339	2068	23500	79.1 J	339	2090	357 J	
	07/31/2012	625	1430	119	385	2559	27600	115 J	450	2450	526 J	
	08/06/2012	25.9	56.7	4	14.1	101	1010	4.5 J	19	128	ND(50)	
	08/14/2012	ND(10)	2.7 J	ND(10)	ND(10)	2.7 J	1690	5.6 J	20.1 J	106	ND(250)	
	08/20/2012	4.9 J	9.5 J	ND(10)	ND(10)	14.4 J	2110	6 J	24.7 J	121	ND(250)	
	08/28/2012	2.6	3.2	ND(1.0)	ND(1.0)	5.8	1690	ND(5.0)	22.9	106	33.3	
	09/04/2012	3	4.2	ND(1.0)	0.75 J	8 J	1800	5.5	23.2	119	25.4	
09/10/2012	ND(5.0)	1.7 J	ND(5.0)	ND(5.0)	1.7 J	1500	2.7 J	14 J	85.3	ND(130)		
09/18/2012	0.4 J	1	ND(1.0)	ND(1.0)	1 J	1230	2.9 J	13.2	70.7	17.9 J		
09/24/2012	ND(10)	ND(10)	ND(10)	ND(10)	BRL	1410	4.2 J	16 J	84.9	ND(250)		
10/02/2012	3.6 J	5.9 J	ND(10)	ND(10)	9.5 J	1110	3.4 J	13.8 J	61.8	ND(250)		
10/09/2012	ND(10)	ND(10)	ND(10)	ND(10)	BRL	1340	3.2 J	15.4 J	73.4	ND(250)		

TABLE 1

**Summary of Groundwater Analytical Results
Inactive Exxon Facility #28077
14528 Jarrettsville Pike
Phoenix, Maryland**

August 8, 2005 through January 22, 2019

Sample ID	Date	Benzene (µg/L)	Toluene (µg/L)	Ethyl- benzene (µg/L)	Total Xylenes (µg/L)	Total BTEX (µg/L)	MTBE (µg/L)	DIPE (µg/L)	ETBE (µg/L)	TAME (µg/L)	TBA (µg/L)	Comments
MW-178C [R]	10/16/2012	ND(10)	ND(10)	ND(10)	ND(10)	BRL	1100	3.2 J	13.7 J	60	ND(250)	
	10/22/2012	ND(2.5)	ND(2.5)	ND(2.5)	ND(2.5)	BRL	1030	1.9 J	9.3 J	63.4	ND(63)	
	10/31/2012	0.86	1.1	ND(1.0)	ND(1.0)	2.0	1380	4.3	18.1	87.3	ND(20)	
	11/06/2012	1.5 J	2 J	ND(5.0)	ND(5.0)	4 J	1150	3.8 J	15.8 J	75.7	78 J	
	11/12/2012	0.99 J	0.8 J	ND(2.5)	ND(2.5)	1.8 J	983	2.5 J	11.7 J	66.1	ND(63)	
	11/19/2012	1.2 J	1.2 J	ND(5.0)	ND(5.0)	2.4 J	941	2.6 J	11.2 J	48.4	ND(130)	
	11/26/2012	ND(10)	ND(10)	ND(10)	ND(10)	BRL	1030	3.5 J	12.8 J	59.7	ND(250)	
	12/04/2012	ND(5.0)	ND(5.0)	ND(5.0)	ND(5.0)	BRL	645	2.1 J	8.8 J	36.9	ND(130)	
	12/11/2012	ND(2)	ND(2)	ND(2)	ND(2)	BRL	899	2.8 J	12	58	ND(50)	
	12/17/2012	ND(2)	ND(2)	ND(2)	ND(2)	BRL	944	2 J	9.3 J	47.2	ND(50)	
	12/27/2012	ND(1.0)	ND(1.0)	ND(1.0)	ND(1.0)	BRL	364	1.2 J	5.6	26.5	ND(25)	
	01/03/2013	ND(1.0)	ND(1.0)	ND(1.0)	ND(1.0)	BRL	388	1 J	4.5 J	20.7	ND(25)	
	01/07/2013	ND(1.0)	ND(1.0)	ND(1.0)	ND(1.0)	BRL	443	1.1 J	5.7	27	ND(25)	
	01/14/2013	ND(1.0)	ND(1.0)	ND(1.0)	ND(1.0)	BRL	868	2.3 J	10.4	48.8	ND(25)	
	01/21/2013	ND(1.0)	ND(1.0)	ND(1.0)	ND(1.0)	BRL	429	1.4 J	6	24.4	ND(25)	
	01/28/2013	ND(1.0)	ND(1.0)	ND(1.0)	ND(1.0)	BRL	762	2.5 J	9.7	41.3	ND(25)	
	02/04/2013	0.26 J	ND(1.0)	ND(1.0)	ND(1.0)	0.26 J	526	2 J	7.8	34.1	ND(25)	
	02/11/2013	0.98 J	1.6	ND(1.0)	ND(1.0)	2.6 J	180	0.91 J	3.3 J	13.1	16.7 J	
	02/19/2013	5.6	9.1	0.78 J	2.4	17.9 J	619	2 J	8.5	43.2	ND(25)	
	02/25/2013	45.6	90	9.4 J	25.7	171 J	3080	11.7 J	46.5 J	232	ND(500)	
	03/04/2013	45.2	87.2	9.4	25.5	167.3	2980	10.4 J	43.8	234	77.9 J	
	03/12/2013	31.4	65.4	7.1	19.9	123.8	2560	8.7 J	36.3	189	69.5 J	
	03/18/2013	59.9	117	11.7	31.9	221	3720	15.1 J	57.8	312	162	
	03/26/2013	73.1	147	16.7 J	42.7	280 J	4100	16.2 J	61.8 J	325	192 J	
	04/01/2013	47.6	74.5	11.2 J	27.1	160.4 J	2540	13.2 J	43.7 J	188	ND(500)	
	04/08/2013	15.9	24.3	3.4	8.8	52.4	1070	4.2 J	18.2	93.3	72.1	
	04/15/2013	17.1	35.8	3.6 J	16.3	72.8 J	1680	5.4 J	22.8 J	112	ND(250)	
	04/22/2013	21.6	40.7	3.5 J	17.5	83.3 J	2320	7.8 J	34.2 J	191	ND(250)	
	04/29/2013	12.8	29.4	3.3 J	14.7	60.2 J	2460	9.8 J	42.2 J	225	ND(250)	
	05/06/2013	4 J	10.4	ND(5.0)	7	21 J	1220	4.7 J	16.1 J	74.9	ND(130)	
05/13/2013	6.3	13.9	1.3 J	8.5	30.0 J	1190	3.6 J	14.8	63.3	226		
05/20/2013	0.7 J	0.51 J	ND(1.0)	0.51 J	1.7 J	1080	3.1 J	12.3	50.7	ND(25)		
05/28/2013	0.51 J	0.51 J	ND(1.0)	ND(1.0)	1.02 J	981	4.1 J	14.7	59.6	ND(25)		
06/03/2013	ND(10)	ND(10)	ND(10)	ND(10)	BRL	1040	3 J	12.4 J	56.1	ND(250)		
06/10/2013	ND(1.0)	ND(1.0)	ND(1.0)	ND(1.0)	BRL	856	2.8 J	10.8	43.2	ND(25)		

TABLE 1

**Summary of Groundwater Analytical Results
Inactive Exxon Facility #28077
14528 Jarrettsville Pike
Phoenix, Maryland**

August 8, 2005 through January 22, 2019

Sample ID	Date	Benzene (µg/L)	Toluene (µg/L)	Ethyl- benzene (µg/L)	Total Xylenes (µg/L)	Total BTEX (µg/L)	MTBE (µg/L)	DIPE (µg/L)	ETBE (µg/L)	TAME (µg/L)	TBA (µg/L)	Comments
MW-178C [R]	06/17/2013	ND(2)	ND(2)	ND(2)	ND(2)	BRL	794	2.1 J	9.3 J	44.7	ND(50)	
	06/24/2013	0.29 J	ND(1.0)	ND(1.0)	ND(1.0)	0.29 J	972	3.4 J	11.4	47.5	ND(25)	
	07/01/2013	ND(5.0)	ND(5.0)	ND(5.0)	ND(5.0)	BRL	969	3.6 J	12.9 J	53	ND(130)	
	07/08/2013	ND(5.0)	ND(5.0)	ND(5.0)	ND(5.0)	BRL	1210	3 J	11.7 J	55.8	ND(130)	
	07/15/2013	1.9	4.3	0.38 J	1.3	7.9 J	1130	4.1 J	14.4	53.6	9.8 J	
	07/22/2013	0.71 J	1.6	ND(1.0)	ND(1.0)	2.3 J	1210	3.7 J	14.3	63.1	ND(25)	
	07/29/2013	0.26 J	0.37 J	ND(1.0)	ND(1.0)	0.63 J	1070	3.2 J	12	49	34.8	
	08/05/2013	ND(1.0)	ND(1.0)	ND(1.0)	ND(1.0)	BRL	848	2.4 J	10.1	44.5	14.7 J	
	08/12/2013	ND(1.0)	ND(1.0)	ND(1.0)	ND(1.0)	BRL	177	1 J	3.6 J	10.1	26.1	
	08/19/2013	0.37 J	ND(1.0)	ND(1.0)	ND(1.0)	0.37 J	885	2.8 J	11	41.1	22.5 J	
	08/26/2013	0.31 J	ND(1.0)	ND(1.0)	ND(1.0)	0.31 J	900	2.4 J	10.3	46	24.2 J	
	09/03/2013	1.8	1	ND(1.0)	0.37 J	3 J	996	2.8 J	11	39.8	27.9	
	09/09/2013	104	125	17.3	40.4	287	4260	21.2 J	81.4	302	766	
	09/16/2013	296	358	59.1	105	818	9500	51.6 J	204	942	2930	
	09/23/2013	ND(1.0)	ND(1.0)	ND(1.0)	ND(1.0)	BRL	93.2	1.6 J	3.5 J	5.1	ND(25)	
	10/01/2013	245	282	62.5	127	717	7320	48.6	173	617	2250	
	10/07/2013	41.9	60.7	6 J	23.1	132 J	1940	10.1 J	39.1 J	163	502	
	10/14/2013	28	18.6	ND(10)	15.2	62	1460	4.5 J	20 J	104	236 J	
	10/21/2013	ND(5.0)	ND(5.0)	ND(5.0)	ND(5.0)	BRL	911	2.7 J	11.9 J	51.6	ND(130)	
	10/28/2013	31.9	50.9	4.6	19.5	106.9	1540	6.7	28.1	116	406	
	11/04/2013	2.2	2	ND(1.0)	1.3	6	895	2.7 J	11.6	56.3	55.1	
	11/11/2013	2.3 J	ND(5.0)	ND(5.0)	ND(5.0)	2.3 J	697	2.1 J	9.2 J	40.7	61.1 J	
	11/18/2013	5.1	6.5	ND(5.0)	ND(5.0)	11.6	513	3.6 J	12.5 J	37.5	191	
	11/25/2013	17.4	25.4	1.4	10	54	1340	6.1	27.6	104	268	
	12/02/2013	11.4	15.8	ND(5.0)	5.9	33.1	1070	4.1 J	21.7 J	84.7	261	
	12/09/2013	ND(1.0)	ND(1.0)	ND(1.0)	ND(1.0)	BRL	29.7	0.84 J	2.8 J	1.5 J	64.9	
	12/16/2013	7.1	9.3	0.42 J	4.7	21.5 J	960	4.0 J	18.2	67.1	181	
	12/23/2013	1.1	1.4	ND(1.0)	0.75 J	3.3 J	658	2.3 J	9.5	43.0	49.2	
	12/30/2013	0.32 J	ND(1.0)	ND(1.0)	ND(1.0)	0.32 J	608	1.6 J	7.8	31.4	22.0 J	
	01/06/2014	ND(1.0)	ND(1.0)	ND(1.0)	ND(1.0)	BRL	577	1.7 J	7.6	30.3	14.0 J	
01/13/2014	ND(1.0)	ND(1.0)	ND(1.0)	ND(1.0)	BRL	12.2	0.57 J	1.7 J	0.45 J	ND(25)		
01/20/2014	1.3 J	ND(2.5)	ND(2.5)	1.7 J	3.0 J	679	2.0 J	8.9 J	36.1	39.1 J		
01/27/2014	0.38 J	ND(1.0)	ND(1.0)	ND(1.0)	0.38 J	131	0.42 J	1.8 J	7.9	12.5 J		
02/04/2014	2.1	1.6	ND(1.0)	0.51 J	4.2 J	612	2.0 J	9.0	37.9	50.8		
02/10/2014	2.0	1.8	ND(1.0)	0.54 J	4.3 J	684	2.4 J	9.8	39.6	52.5		

TABLE 1

**Summary of Groundwater Analytical Results
Inactive Exxon Facility #28077
14528 Jarrettsville Pike
Phoenix, Maryland**

August 8, 2005 through January 22, 2019

Sample ID	Date	Benzene (µg/L)	Toluene (µg/L)	Ethyl- benzene (µg/L)	Total Xylenes (µg/L)	Total BTEX (µg/L)	MTBE (µg/L)	DIPE (µg/L)	ETBE (µg/L)	TAME (µg/L)	TBA (µg/L)	Comments
MW-178C [R]	02/17/2014	1.6 J	ND(5.0)	ND(5.0)	ND(5.0)	1.6 J	568	2.0 J	8.2 J	32.4	61.1 J	
	02/24/2014	ND(5.0)	ND(5.0)	ND(5.0)	ND(5.0)	BRL	594	1.7 J	7.9 J	31.2	ND(130)	
	03/04/2014	4.5	5.0	0.47 J	2.2	12.2 J	696	2.5 J	9.6	42.0	82.2	
	03/11/2014	4.5 J	2.7 J	1.0 J	ND(5.0)	8.2 J	658	2.5 J	10.2 J	40.1	145	
	03/17/2014	5.5	5.1	0.30 J	2.1	13.0 J	646	2.8	10.7	42.7	115	
	03/24/2014	3.3	3.2	0.24 J	1.4	8.1 J	582	2.3	9.4	39.6	82.6	
	04/01/2014	2.9	3.6	0.32 J	1.4	8.2 J	609	2.2	8.5	34.7	66.6	
	04/07/2014	1.5 J	ND(5.0)	ND(2.5)	ND(5.0)	1.5 J	646	2.6 J	9.7 J	39.2	68.1 J	
	04/14/2014	222	320	45.1	103	690	5890	40.6	172	611	4970	
	04/21/2014	93.6	97.8	18.7	37.9	248.0	3080	20.1	83.3	290	2390	
	04/28/2014	93.4	69.2	13.4	25.4	201.4	2570	20.0	82.4	235	2710	
	05/05/2014	17.0	7.6	2.3 J	2.8 J	29.7 J	808	9.2 J	34.0	60.4	1240	
	05/19/2014	0.36 J	ND(1.0)	ND(0.50)	ND(1.0)	0.36 J	643	2.3	8.9	35.9	58.9	
	06/25/2014	2.8	1.2 J	ND(5.0)	ND(5.0)	4.0 J	580	2.3 J	9.4 J	36.8	162	
	07/23/2014	4.9	2.8 J	ND(5.0)	ND(5.0)	7.7 J	908	3.9 J	15.0 J	54.3	230	
	08/21/2014	7.8	3.4	ND(1.0)	0.86 J	12.1 J	869	5.4	19.6	61.7	301	
	09/11/2014	7.9	4.4	ND(1.0)	2.3	14.6	780	4.3	15.7	55.2	337	
	10/21/2014	ND(2.5)	ND(5.0)	ND(5.0)	ND(5.0)	BRL	733	2.9 J	13.1	42.4	254	
	11/12/2014	1.8 J	ND(5.0)	ND(5.0)	ND(5.0)	1.8 J	648	3.1 J	12.0	39.7	188	
	12/10/2014	16.8	17.9	1.2	4.6	40.5	823	7.8	32.1	59.4	947	
	01/14/2015	15	14	0.8 J	3	33 J	780	7	28	60	940	
	02/11/2015	14	11	0.6 J	4	30 J	750	8	31	53	1000	
	03/11/2015	18	13	0.8 J	4	36 J	800	8	31	56	930	
	04/20/2015	3	3	ND(1)	1	7	640	4	17	41	590	
	05/14/2015	20	17	ND(1)	6	43	630	9	36	45	1700	
	06/10/2015	6	5	ND(1)	2	13	520	4	18	32	950	
	07/22/2015	0.8 J	ND(1)	ND(1)	ND(1)	0.8 J	610	3	15	33	540	
	08/10/2015	3	0.5 J	ND(1)	0.8 J	4 J	640	7	28	35	1200	
	09/21/2015	ND(1)	ND(1)	ND(1)	ND(1)	BRL	690	4	14	34	300	
	10/13/2015	ND(1)	ND(1)	ND(1)	ND(1)	BRL	2	ND(1)	ND(1)	ND(1)	420	
11/23/2015	ND(5)	ND(5)	ND(5)	ND(5)	BRL	600	4 J	16	31	490		
12/22/2015	ND(1)	ND(1)	ND(1)	ND(1)	BRL	550	2	8	26	96		
01/07/2016	ND(5)	ND(5)	ND(5)	ND(5)	BRL	530	ND(5)	9	29	70		
02/08/2016	ND(1)	ND(1)	ND(1)	ND(1)	BRL	560	2	7	23	58		
03/09/2016	ND(1)	ND(1)	ND(1)	ND(1)	BRL	440	2	8	18	15		

TABLE 1

**Summary of Groundwater Analytical Results
Inactive Exxon Facility #28077
14528 Jarrettsville Pike
Phoenix, Maryland**

August 8, 2005 through January 22, 2019

Sample ID	Date	Benzene (µg/L)	Toluene (µg/L)	Ethyl- benzene (µg/L)	Total Xylenes (µg/L)	Total BTEX (µg/L)	MTBE (µg/L)	DIPE (µg/L)	ETBE (µg/L)	TAME (µg/L)	TBA (µg/L)	Comments
MW-178C [R]	04/08/2016	ND(1)	ND(1)	ND(1)	ND(1)	BRL	450	3	14	21	200	
	05/16/2016	ND(1)	ND(1)	ND(1)	ND(1)	BRL	2	ND(1)	ND(1)	ND(1)	ND(5)	
	06/16/2016	ND(1)	ND(1)	ND(1)	ND(1)	BRL	390	2	6	18	17	
	07/20/2016	ND(1)	ND(1)	ND(1)	ND(1)	BRL	300	2	7	12	10	
	08/25/2016	ND(1)	ND(1)	ND(1)	ND(1)	BRL	530	2	7	23	16	
	09/27/2016	ND(1)	ND(1)	ND(1)	ND(1)	BRL	3	ND(1)	ND(1)	ND(1)	ND(20)	
	10/24/2016	ND(1)	ND(1)	ND(1)	ND(1)	BRL	370	2	7	13	11	
	11/14/2016	ND(1)	ND(1)	ND(1)	ND(1)	BRL	350	2	7	16	12	
	12/07/2016	ND(1)	ND(1)	ND(1)	ND(1)	BRL	340	2	7	15	61	
	01/13/2017	ND(1)	ND(1)	ND(1)	ND(1)	BRL	390	3	12	20	190	
	02/09/2017	ND(1)	ND(1)	ND(1)	ND(1)	BRL	490	4	14	23	210	
	03/24/2017	ND(5)	ND(5)	ND(5)	ND(5)	BRL	410	3 J	10	20	230	
	04/10/2017	ND(1)	ND(1)	ND(1)	ND(1)	BRL	450	4	14	24	330	
	05/15/2017	ND(1)	ND(1)	ND(1)	ND(1)	BRL	520	4	15	27	430	
	06/23/2017	1	ND(1)	ND(1)	ND(1)	1	640	5	20	39	680	
	07/26/2017	0.7 J	ND(1)	ND(1)	ND(1)	0.7 J	660	5	17	40	500	
	08/28/2017	ND(1)	ND(1)	ND(1)	ND(1)	BRL	950	4	12	44	140	
	09/20/2017	ND(1)	ND(1)	ND(1)	ND(1)	BRL	640	3	10	38	160	
	09/26/2017	ND(1)	ND(1)	ND(1)	ND(1)	BRL	740	3	12	42	180	
	10/04/2017	ND(1)	ND(1)	ND(1)	ND(1)	BRL	630	3	9	34	190	
	10/11/2017	ND(1)	ND(1)	ND(1)	ND(1)	BRL	110	2	8	5	430	
	10/18/2017	ND(1)	ND(1)	ND(1)	ND(1)	BRL	87	2	8	5	1300	
	10/25/2017	ND(1)	ND(1)	ND(1)	ND(1)	BRL	160	6	24	11	130	
	11/09/2017	ND(1)	ND(1)	ND(1)	ND(1)	BRL	33	0.8 J	5	2	1200	
	12/14/2017	ND(1)	ND(1)	ND(1)	ND(1)	BRL	120	4	17	8	24	
	01/15/2018	ND(1)	ND(1)	ND(1)	ND(1)	BRL	55	ND(1)	2	3	280	
	02/21/2018	ND(1)	ND(1)	ND(1)	ND(1)	BRL	25	ND(1)	2	1	850	
03/09/2018	ND(1)	ND(1)	ND(1)	ND(1)	BRL	54	0.8 J	4	3	840		
04/04/2018	ND(1)	ND(1)	ND(1)	ND(1)	BRL	93	1	6	5	670		
05/23/2018	ND(1)	ND(1)	ND(1)	ND(1)	BRL	130	1	7	6	720		
06/07/2018	ND(1)	ND(1)	ND(1)	ND(1)	BRL	10	ND(1)	1	1	310		
07/10/2018	ND(1)	ND(1)	ND(1)	ND(1)	BRL	66	0.7 J	4	3	490		
08/14/2018	ND(1)	ND(1)	ND(1)	ND(5)	BRL	6	ND(1)	0.6 J	0.6 J	270		
09/18/2018	ND(1)	ND(1)	ND(1)	ND(5)	BRL	12	ND(1)	0.8 J	1	270		
10/18/2018	ND(1)	ND(1)	ND(1)	ND(5)	BRL	0.2 J	ND(1)	ND(1)	ND(1)	330		

TABLE 1

**Summary of Groundwater Analytical Results
Inactive Exxon Facility #28077
14528 Jarrettsville Pike
Phoenix, Maryland**

August 8, 2005 through January 22, 2019

Sample ID	Date	Benzene (µg/L)	Toluene (µg/L)	Ethyl- benzene (µg/L)	Total Xylenes (µg/L)	Total BTEX (µg/L)	MTBE (µg/L)	DIPE (µg/L)	ETBE (µg/L)	TAME (µg/L)	TBA (µg/L)	Comments
MW-178C [R]	12/04/2018	ND(1)	ND(1)	ND(1)	ND(5)	BRL	110	2	10	6	820	
	12/20/2018	ND(1)	ND(1)	ND(1)	ND(5)	BRL	130	2	10	7	810	
	01/08/2019	ND(1)	ND(1)	ND(1)	ND(5)	BRL	150	1	7	8	590	
MW-178C(146)	12/21/2010	167	257	5.5 J	77.4	507 J	12200	33.7 J	145	375	3990	
MW-178C(168)	12/21/2010	621	1090	ND(50)	321	2032	43200	108 J	428	1610	ND(1300)	
MW-178C(212)	12/21/2010	389	719	7.2 J	268	1383 J	25500	61.6	264	917	246 J	
MW-178C(300)	12/21/2010	379	724	ND(25)	227	1330	25000	60.9 J	243	908	ND(630)	
MW-178C(HS-D)	11/16/2010	737	1280	39.1	454	2510	55000	120	536	1930	3220	
	11/23/2010	726	1320	26.8 J	552	2625 J	49400	110 J	487	1720	2600	
	11/29/2010	568	1070	ND(50)	438	2076	31700	79 J	358	1430	892 J	
	12/06/2010	270	247	ND(50)	74.3	591	49000	121 J	570	2350	976 J	
	12/14/2010	611	807	ND(50)	225	1643	49600	131 J	506	1500	717 J	
	12/20/2010	609	1030	ND(100)	353	1992	40300	92.6 J	422 J	1420	ND(2500)	
	02/04/2011	1720	3380	361	1290	6751	93700	254 J	1080	4280	ND(5000)	
	02/15/2011	1450	2360	212	682	4704	78300	202 J	863 J	3490	ND(5000)	
02/22/2011	1830	2870	300	993	5993	73700	308 J	1090	4390	ND(5000)		
MW-178C(HS-S)	11/16/2010	710	1220	35.3	412	2377	55700	120	542	1930	3150	
	11/23/2010	743	1370	29.9 J	594	2737 J	50300	115 J	526	1940	2530	
	11/29/2010	710	1320	ND(100)	536	2566	41100	105 J	502	1850	2080 J	
	12/06/2010	292	275	ND(100)	76.9 J	644 J	54500	132 J	614	2540	ND(2500)	
	12/14/2010	504	637	ND(50)	153	1294	40400	106 J	406	1220	532 J	
	12/20/2010	416	705	7.2 J	246	1374 J	28100	62.7 J	286	982	290 J	
	02/04/2011	1380	2690	320	1110	5500	76400	204 J	862 J	3440	ND(5000)	
	02/15/2011	1680	3040	325	1160	6205	96400	246 J	1050	4050	ND(5000)	
02/22/2011	1830	2920	315	1020	6085	83000	277 J	1050	4320	ND(5000)		
MW-181C	12/01/2010	ND(1.0)	4	ND(1.0)	ND(1.0)	4	70.4	ND(5.0)	0.51 J	5.5	ND(25)	
MW-181C(126)	06/13/2012	ND(1.0)	ND(1.0)	ND(1.0)	ND(1.0)	BRL	11.6	0.24 J	0.71 J	0.48 J	ND(25)	
	06/25/2012	ND(1.0)	ND(1.0)	ND(1.0)	ND(1.0)	BRL	13.7	0.3 J	0.92 J	0.64 J	ND(25)	
	07/09/2012	ND(1.0)	ND(1.0)	ND(1.0)	ND(1.0)	BRL	12.5	0.3 J	0.87 J	0.67 J	ND(25)	
	07/23/2012	ND(1.0)	ND(1.0)	ND(1.0)	ND(1.0)	BRL	12	ND(5.0)	0.81 J	0.56 J	ND(25)	
	08/07/2012	ND(1.0)	ND(1.0)	ND(1.0)	ND(1.0)	BRL	13	ND(5.0)	0.8 J	0.53 J	ND(25)	
	08/20/2012	ND(1.0)	ND(1.0)	ND(1.0)	ND(1.0)	BRL	14.2	0.27 J	0.89 J	0.64 J	ND(25)	
	09/18/2012	ND(1.0)	ND(1.0)	ND(1.0)	ND(1.0)	BRL	12.6	ND(5.0)	0.71 J	0.56 J	ND(25)	
	10/18/2012	ND(1.0)	ND(1.0)	ND(1.0)	ND(1.0)	BRL	12.2	ND(5.0)	0.95 J	0.81 J	ND(25)	

TABLE 1

**Summary of Groundwater Analytical Results
Inactive Exxon Facility #28077
14528 Jarrettsville Pike
Phoenix, Maryland**

August 8, 2005 through January 22, 2019

Sample ID	Date	Benzene (µg/L)	Toluene (µg/L)	Ethyl- benzene (µg/L)	Total Xylenes (µg/L)	Total BTEX (µg/L)	MTBE (µg/L)	DIPE (µg/L)	ETBE (µg/L)	TAME (µg/L)	TBA (µg/L)	Comments
MW-181C(126)	11/05/2012	0.28 J	ND(1.0)	ND(1.0)	ND(1.0)	0.28 J	11.6	0.35 J	0.98 J	0.75 J	ND(25)	
	11/26/2012	0.26 J	ND(1.0)	ND(1.0)	ND(1.0)	0.26 J	13.8	0.34 J	1 J	0.8 J	ND(25)	
	12/19/2012	ND(1.0)	ND(1.0)	ND(1.0)	ND(1.0)	BRL	14.3	ND(5.0)	1.2 J	0.85 J	ND(25)	
	01/29/2013	ND(1.0)	ND(1.0)	ND(1.0)	ND(1.0)	BRL	13.4	0.29 J	0.9 J	0.86 J	ND(25)	
	02/19/2013	0.27 J	ND(1.0)	ND(1.0)	ND(1.0)	0.27 J	14.3	0.32 J	0.91 J	0.83 J	ND(25)	
	03/20/2013	ND(1.0)	ND(1.0)	ND(1.0)	ND(1.0)	BRL	15.6	ND(5.0)	0.9 J	0.82 J	ND(25)	
	04/16/2013	ND(1.0)	ND(1.0)	ND(1.0)	ND(1.0)	BRL	12.6	0.22 J	0.69 J	0.67 J	ND(25)	
	05/20/2013	0.28 J	ND(1.0)	ND(1.0)	ND(1.0)	0.28 J	15.8	ND(5.0)	0.97 J	0.91 J	ND(25)	
	06/20/2013	0.27 J	ND(1.0)	ND(1.0)	ND(1.0)	0.27 J	13.8	ND(5.0)	0.85 J	0.84 J	ND(25)	
	07/25/2013	ND(1.0)	ND(1.0)	ND(1.0)	ND(1.0)	BRL	17.7	0.3 J	1 J	1 J	ND(25)	
	08/28/2013	0.25 J	ND(1.0)	ND(1.0)	ND(1.0)	0.25 J	13.7	0.28 J	0.86 J	0.85 J	ND(25)	
	09/24/2013	0.33 J	ND(1.0)	ND(1.0)	ND(1.0)	0.33 J	14	0.36 J	1 J	0.97 J	ND(25)	
	10/21/2013	ND(1.0)	ND(1.0)	ND(1.0)	ND(1.0)	BRL	13.2	ND(5.0)	0.77 J	0.71 J	ND(25)	
	11/12/2013	0.31 J	ND(1.0)	ND(1.0)	ND(1.0)	0.31 J	12.4	ND(5.0)	0.79 J	0.44 J	ND(25)	
	12/09/2013	0.38 J	ND(1.0)	ND(1.0)	ND(1.0)	0.38 J	12.0	0.27 J	0.96 J	0.79 J	ND(25)	
	01/13/2014	0.37 J	ND(1.0)	ND(1.0)	ND(1.0)	0.37 J	12.1	ND(5.0)	0.77 J	0.67 J	ND(25)	
	02/11/2014	ND(1.0)	ND(1.0)	ND(1.0)	ND(1.0)	BRL	11.5	ND(5.0)	0.73 J	0.66 J	ND(25)	
	03/11/2014	0.38 J	ND(1.0)	ND(1.0)	ND(1.0)	0.38 J	12.6	ND(5.0)	0.70 J	0.66 J	ND(25)	
	04/16/2014	ND(0.50)	ND(1.0)	ND(0.50)	ND(1.0)	BRL	ND(1.0)	ND(2.0)	ND(5.0)	ND(5.0)	ND(25)	
	05/14/2014	0.34 J	ND(1.0)	ND(0.50)	ND(1.0)	0.34 J	13.9	ND(2.0)	0.78 J	0.76 J	ND(25)	
	09/15/2014	ND(0.50)	ND(1.0)	ND(1.0)	ND(1.0)	BRL	12.3	0.22 J	0.76 J	0.73 J	ND(10)	
	12/11/2014	ND(0.50)	ND(1.0)	ND(1.0)	ND(1.0)	BRL	14.1	0.26 J	0.78 J	0.76 J	ND(10)	
	03/26/2015	ND(1)	ND(1)	ND(1)	ND(1)	BRL	12	ND(1)	0.6 J	0.6 J	ND(5)	
	06/25/2015	ND(1)	ND(1)	ND(1)	ND(1)	BRL	18	ND(1)	0.7 J	1	ND(5)	
	09/29/2015	ND(1)	ND(1)	ND(1)	ND(1)	BRL	9	ND(1)	ND(1)	ND(1)	ND(20)	
	12/31/2015	ND(1)	ND(1)	ND(1)	ND(1)	BRL	10	ND(1)	ND(1)	ND(1)	ND(5)	
	03/25/2016	ND(1)	ND(1)	ND(1)	ND(1)	BRL	14	ND(1)	0.6 J	0.7 J	ND(5)	
	06/30/2016	ND(1)	ND(1)	ND(1)	ND(1)	BRL	9	ND(1)	0.5 J	ND(1)	ND(5)	
	09/30/2016	ND(1)	ND(1)	ND(1)	ND(1)	BRL	10	ND(1)	0.6 J	0.5 J	ND(20)	
	12/30/2016	ND(1)	ND(1)	ND(1)	ND(1)	BRL	12	ND(1)	0.6 J	0.7 J	ND(5)	
03/31/2017	ND(1)	ND(1)	ND(1)	ND(1)	BRL	19	ND(1)	0.7 J	1	ND(5)		
06/30/2017	ND(1)	ND(1)	ND(1)	ND(1)	BRL	7	ND(1)	ND(1)	ND(1)	ND(5)		
10/02/2017	ND(1)	ND(1)	ND(1)	ND(1)	BRL	18	ND(1)	0.6 J	1	ND(20)		
12/29/2017	ND(1)	ND(1)	ND(1)	ND(1)	BRL	7	ND(1)	ND(1)	0.6 J	ND(5)		
02/26/2018	ND(1)	ND(1)	ND(1)	ND(1)	BRL	7	ND(1)	ND(1)	ND(1)	ND(5)		

TABLE 1

**Summary of Groundwater Analytical Results
Inactive Exxon Facility #28077
14528 Jarrettsville Pike
Phoenix, Maryland**

August 8, 2005 through January 22, 2019

Sample ID	Date	Benzene (µg/L)	Toluene (µg/L)	Ethyl- benzene (µg/L)	Total Xylenes (µg/L)	Total BTEX (µg/L)	MTBE (µg/L)	DIPE (µg/L)	ETBE (µg/L)	TAME (µg/L)	TBA (µg/L)	Comments
MW-181C(126)	05/16/2018	ND(1)	ND(1)	ND(1)	ND(1)	BRL	9	ND(1)	ND(1)	ND(1)	ND(5)	
	08/24/2018	0.3 J	ND(1)	ND(1)	ND(5)	0.3 J	27	ND(1)	0.8 J	2	ND(25)	
	11/20/2018	0.2 J	ND(1)	ND(1)	ND(5)	0.2 J	7	ND(1)	0.4 J	0.4 J	ND(25)	
MW-181C(179)	06/13/2012	ND(1.0)	ND(1.0)	ND(1.0)	ND(1.0)	BRL	12.6	0.32 J	0.95 J	0.64 J	ND(25)	
	06/25/2012	ND(1.0)	ND(1.0)	ND(1.0)	ND(1.0)	BRL	14.5	0.32 J	0.99 J	0.84 J	ND(25)	
	07/09/2012	ND(1.0)	ND(1.0)	ND(1.0)	ND(1.0)	BRL	12.8	0.27 J	0.75 J	0.66 J	ND(25)	
	07/23/2012	ND(1.0)	ND(1.0)	ND(1.0)	ND(1.0)	BRL	13.1	ND(5.0)	0.79 J	0.83 J	ND(25)	
	08/07/2012	ND(1.0)	ND(1.0)	ND(1.0)	ND(1.0)	BRL	15.2	0.27 J	0.87 J	0.85 J	ND(25)	
	08/20/2012	ND(1.0)	ND(1.0)	ND(1.0)	ND(1.0)	BRL	16.1	0.31 J	0.98 J	0.91 J	ND(25)	
	09/18/2012	ND(1.0)	ND(1.0)	ND(1.0)	ND(1.0)	BRL	15.4	ND(5.0)	0.91 J	0.86 J	ND(25)	
	10/18/2012	0.34 J	ND(1.0)	ND(1.0)	ND(1.0)	0.34 J	12.9	0.34 J	0.91 J	0.99 J	ND(25)	
	11/05/2012	0.31 J	ND(1.0)	ND(1.0)	ND(1.0)	0.31 J	13.9	0.4 J	1 J	1.1 J	ND(25)	
	11/26/2012	0.27 J	ND(1.0)	ND(1.0)	ND(1.0)	0.27 J	17.5	ND(5.0)	0.98 J	1.1 J	ND(25)	
	12/19/2012	0.27 J	ND(1.0)	ND(1.0)	ND(1.0)	0.27 J	15.7	ND(5.0)	1.2 J	1 J	ND(25)	
	01/29/2013	0.25 J	ND(1.0)	ND(1.0)	ND(1.0)	0.25 J	13.4	0.27 J	0.83 J	0.83 J	ND(25)	
	02/19/2013	0.31 J	ND(1.0)	ND(1.0)	ND(1.0)	0.31 J	16.6	0.35 J	0.98 J	1 J	ND(25)	
	03/20/2013	0.26 J	ND(1.0)	ND(1.0)	ND(1.0)	0.26 J	17.9	0.27 J	0.93 J	1 J	ND(25)	
	04/16/2013	ND(1.0)	ND(1.0)	ND(1.0)	ND(1.0)	BRL	15.2	0.26 J	0.8 J	0.94 J	ND(25)	
	05/20/2013	ND(1.0)	ND(1.0)	ND(1.0)	ND(1.0)	BRL	19.3	0.36 J	0.99 J	1.2 J	ND(25)	
	06/20/2013	ND(1.0)	ND(1.0)	ND(1.0)	ND(1.0)	BRL	15.5	ND(5.0)	0.74 J	1.1 J	ND(25)	
	07/25/2013	ND(1.0)	ND(1.0)	ND(1.0)	ND(1.0)	BRL	21.7	0.33 J	1.1 J	1.4 J	ND(25)	
	08/28/2013	ND(1.0)	ND(1.0)	ND(1.0)	ND(1.0)	BRL	15.7	0.3 J	0.97 J	1.2 J	ND(25)	
	09/24/2013	ND(1.0)	ND(1.0)	ND(1.0)	ND(1.0)	BRL	17.2	0.41 J	1 J	1.4 J	ND(25)	
	10/21/2013	ND(1.0)	ND(1.0)	ND(1.0)	ND(1.0)	BRL	15.1	ND(5.0)	0.78 J	0.87 J	ND(25)	
	11/12/2013	ND(1.0)	ND(1.0)	ND(1.0)	ND(1.0)	BRL	17.7	0.27 J	0.88 J	0.86 J	ND(25)	
	12/09/2013	ND(1.0)	ND(1.0)	ND(1.0)	ND(1.0)	BRL	17.2	0.34 J	1.1 J	1.5 J	ND(25)	
	01/13/2014	ND(1.0)	ND(1.0)	ND(1.0)	ND(1.0)	BRL	18.0	0.26 J	0.89 J	1.1 J	ND(25)	
	02/11/2014	ND(1.0)	ND(1.0)	ND(1.0)	ND(1.0)	BRL	17.0	ND(5.0)	0.88 J	1.2 J	ND(25)	
	03/11/2014	ND(1.0)	ND(1.0)	ND(1.0)	ND(1.0)	BRL	18.5	0.26 J	0.82 J	1.1 J	ND(25)	
04/16/2014	0.35 J	ND(1.0)	ND(0.50)	ND(1.0)	0.35 J	13.3	ND(2.0)	0.84 J	0.77 J	ND(25)		
05/14/2014	ND(0.50)	ND(1.0)	ND(0.50)	ND(1.0)	BRL	19.0	0.28 J	0.90 J	1.1 J	ND(25)		
09/15/2014	ND(0.50)	ND(1.0)	ND(1.0)	ND(1.0)	BRL	21.4	0.33 J	0.94 J	ND(2.0)	ND(10)		
12/11/2014	ND(0.50)	ND(1.0)	ND(1.0)	ND(1.0)	BRL	13.0	0.25 J	0.78 J	0.70 J	ND(10)		
03/26/2015	ND(1)	ND(1)	ND(1)	ND(1)	BRL	18	ND(1)	0.7 J	ND(1)	ND(5)		
06/25/2015	ND(1)	ND(1)	ND(1)	ND(1)	BRL	10	ND(1)	0.5 J	ND(1)	ND(5)		

TABLE 1

**Summary of Groundwater Analytical Results
Inactive Exxon Facility #28077
14528 Jarrettsville Pike
Phoenix, Maryland**

August 8, 2005 through January 22, 2019

Sample ID	Date	Benzene (µg/L)	Toluene (µg/L)	Ethyl- benzene (µg/L)	Total Xylenes (µg/L)	Total BTEX (µg/L)	MTBE (µg/L)	DIPE (µg/L)	ETBE (µg/L)	TAME (µg/L)	TBA (µg/L)	Comments
MW-181C(179)	09/29/2015	ND(1)	ND(1)	ND(1)	ND(1)	BRL	9	ND(1)	0.5 J	ND(1)	ND(20)	
	12/31/2015	ND(1)	ND(1)	ND(1)	ND(1)	BRL	10	ND(1)	ND(1)	ND(1)	ND(5)	
	03/25/2016	ND(1)	ND(1)	ND(1)	ND(1)	BRL	19	ND(1)	0.7 J	1	ND(5)	
	06/30/2016	ND(1)	ND(1)	ND(1)	ND(1)	BRL	10	ND(1)	0.6 J	ND(1)	ND(5)	
	09/30/2016	ND(1)	ND(1)	ND(1)	ND(1)	BRL	10	ND(1)	0.5 J	ND(1)	ND(20)	
	12/30/2016	ND(1)	ND(1)	ND(1)	ND(1)	BRL	18	ND(1)	0.7 J	1	ND(5)	
	03/31/2017	ND(1)	ND(1)	ND(1)	ND(1)	BRL	19	ND(1)	0.7 J	1	ND(5)	
	06/30/2017	ND(1)	ND(1)	ND(1)	ND(1)	BRL	7	ND(1)	ND(1)	ND(1)	ND(5)	
	10/02/2017	ND(1)	ND(1)	ND(1)	ND(1)	BRL	20	ND(1)	0.8 J	1	ND(20)	
	12/29/2017	ND(1)	ND(1)	ND(1)	ND(1)	BRL	8	ND(1)	ND(1)	0.6 J	ND(5)	
	02/26/2018	ND(1)	ND(1)	ND(1)	ND(1)	BRL	14	ND(1)	ND(1)	0.7 J	ND(5)	
	05/16/2018	ND(1)	ND(1)	ND(1)	ND(1)	BRL	8	ND(1)	ND(1)	ND(1)	ND(5)	
08/24/2018	0.3 J	ND(1)	ND(1)	ND(5)	0.3 J	27	0.3 J	0.8 J	2	ND(25)		
11/20/2018	0.2 J	ND(1)	ND(1)	ND(5)	0.2 J	7	ND(1)	0.4 J	0.4 J	ND(25)		
MW-181C(187)	06/13/2012	ND(1.0)	ND(1.0)	ND(1.0)	ND(1.0)	BRL	12	0.34 J	0.87 J	0.56 J	ND(25)	
	06/25/2012	ND(1.0)	ND(1.0)	ND(1.0)	ND(1.0)	BRL	14.7	0.32 J	0.97 J	0.88 J	ND(25)	
	07/09/2012	ND(1.0)	ND(1.0)	ND(1.0)	ND(1.0)	BRL	12.3	0.27 J	0.8 J	0.75 J	ND(25)	
	07/23/2012	ND(1.0)	ND(1.0)	ND(1.0)	ND(1.0)	BRL	13.6	0.24 J	0.85 J	0.74 J	ND(25)	
	08/07/2012	ND(1.0)	ND(1.0)	ND(1.0)	ND(1.0)	BRL	13.7	0.26 J	0.8 J	0.67 J	ND(25)	
	08/20/2012	ND(1.0)	ND(1.0)	ND(1.0)	ND(1.0)	BRL	15	0.25 J	0.83 J	0.76 J	ND(25)	
	09/18/2012	ND(1.0)	ND(1.0)	ND(1.0)	ND(1.0)	BRL	12.8	ND(5.0)	0.69 J	0.60 J	ND(25)	
	10/18/2012	0.28 J	ND(1.0)	ND(1.0)	ND(1.0)	0.28 J	13.3	0.43 J	0.97 J	0.96 J	ND(25)	
	11/05/2012	ND(1.0)	ND(1.0)	ND(1.0)	ND(1.0)	BRL	12.9	0.31 J	0.89 J	0.87 J	ND(25)	
	11/26/2012	0.24 J	ND(1.0)	ND(1.0)	ND(1.0)	0.24 J	16	ND(5.0)	0.94 J	0.94 J	ND(25)	
	12/19/2012	0.3 J	ND(1.0)	ND(1.0)	ND(1.0)	0.3 J	17.2	ND(5.0)	1.2 J	1.2 J	ND(25)	
	01/29/2013	ND(1.0)	ND(1.0)	ND(1.0)	ND(1.0)	BRL	13.1	ND(5.0)	0.84 J	ND(5.0)	ND(25)	
	02/19/2013	0.32 J	ND(1.0)	ND(1.0)	ND(1.0)	0.32 J	17.1	0.36 J	1 J	1.2 J	ND(25)	
	03/20/2013	0.28 J	ND(1.0)	ND(1.0)	ND(1.0)	0.28 J	18.3	ND(5.0)	0.95 J	1.1 J	ND(25)	
	04/16/2013	ND(1.0)	ND(1.0)	ND(1.0)	ND(1.0)	BRL	12.8	0.22 J	0.64 J	0.7 J	ND(25)	
	05/20/2013	ND(1.0)	ND(1.0)	ND(1.0)	ND(1.0)	BRL	18.5	0.35 J	0.96 J	1.1 J	ND(25)	
	06/20/2013	ND(1.0)	ND(1.0)	ND(1.0)	ND(1.0)	BRL	13.4	ND(5.0)	0.79 J	ND(5.0)	ND(25)	
	07/25/2013	ND(1.0)	ND(1.0)	ND(1.0)	ND(1.0)	BRL	17.2	ND(5.0)	0.88 J	1.1 J	ND(25)	
08/28/2013	ND(1.0)	ND(1.0)	ND(1.0)	ND(1.0)	BRL	14.8	0.28 J	0.86 J	0.97 J	ND(25)		
09/24/2013	ND(1.0)	ND(1.0)	ND(1.0)	ND(1.0)	BRL	17.2	0.41 J	1 J	1.3 J	ND(25)		
10/21/2013	ND(1.0)	ND(1.0)	ND(1.0)	ND(1.0)	BRL	15.8	0.24 J	0.81 J	0.92 J	ND(25)		

TABLE 1

**Summary of Groundwater Analytical Results
Inactive Exxon Facility #28077
14528 Jarrettsville Pike
Phoenix, Maryland**

August 8, 2005 through January 22, 2019

Sample ID	Date	Benzene (µg/L)	Toluene (µg/L)	Ethyl- benzene (µg/L)	Total Xylenes (µg/L)	Total BTEX (µg/L)	MTBE (µg/L)	DIPE (µg/L)	ETBE (µg/L)	TAME (µg/L)	TBA (µg/L)	Comments
MW-181C(187)	11/12/2013	ND(1.0)	ND(1.0)	ND(1.0)	ND(1.0)	BRL	17.2	0.26 J	0.93 J	0.85 J	ND(25)	
	12/09/2013	ND(1.0)	ND(1.0)	ND(1.0)	ND(1.0)	BRL	15.2	0.34 J	1.1 J	1.1 J	ND(25)	
	01/13/2014	ND(1.0)	ND(1.0)	ND(1.0)	ND(1.0)	BRL	17.9	0.28 J	0.89 J	1.1 J	ND(25)	
	02/11/2014	ND(1.0)	ND(1.0)	ND(1.0)	ND(1.0)	BRL	16.4	ND(5.0)	0.78 J	1.1 J	ND(25)	
	03/11/2014	ND(1.0)	ND(1.0)	ND(1.0)	ND(1.0)	BRL	14.8	ND(5.0)	0.70 J	0.83 J	ND(25)	
	04/16/2014	ND(0.50)	ND(1.0)	ND(0.50)	ND(1.0)	BRL	15.0	ND(2.0)	0.86 J	0.88 J	ND(25)	
	05/14/2014	ND(0.50)	ND(1.0)	ND(0.50)	ND(1.0)	BRL	18.7	0.28 J	0.88 J	1.1 J	ND(25)	
	09/15/2014	ND(0.50)	ND(1.0)	ND(1.0)	ND(1.0)	BRL	13.0	0.23 J	0.71 J	ND(2.0)	ND(10)	
	12/11/2014	ND(0.50)	ND(1.0)	ND(1.0)	ND(1.0)	BRL	22.1	0.31 J	0.96 J	1.5 J	ND(10)	
	03/26/2015	ND(1)	ND(1)	ND(1)	ND(1)	BRL	14	ND(1)	0.6 J	ND(1)	ND(5)	
	06/25/2015	ND(1)	ND(1)	ND(1)	ND(1)	BRL	13	ND(1)	0.6 J	0.5 J	ND(5)	
	09/29/2015	ND(1)	ND(1)	ND(1)	ND(1)	BRL	9	ND(1)	ND(1)	ND(1)	ND(20)	
	12/31/2015	ND(1)	ND(1)	ND(1)	ND(1)	BRL	11	ND(1)	ND(1)	ND(1)	ND(5)	
	03/25/2016	ND(1)	ND(1)	ND(1)	ND(1)	BRL	12	ND(1)	ND(1)	0.6 J	ND(5)	
	06/30/2016	ND(1)	ND(1)	ND(1)	ND(1)	BRL	10	ND(1)	0.5 J	0.5 J	ND(5)	
	09/30/2016	ND(1)	ND(1)	ND(1)	ND(1)	BRL	8	ND(1)	ND(1)	ND(1)	ND(20)	
	12/30/2016	ND(1)	ND(1)	ND(1)	ND(1)	BRL	20	ND(1)	0.7 J	1	11	
	03/31/2017	ND(1)	ND(1)	ND(1)	ND(1)	BRL	19	ND(1)	0.7 J	1	ND(5)	
	06/30/2017	ND(1)	ND(1)	ND(1)	ND(1)	BRL	5	ND(1)	ND(1)	ND(1)	ND(5)	
	10/02/2017	ND(1)	ND(1)	ND(1)	ND(1)	BRL	20	ND(1)	0.8 J	1	ND(20)	
12/29/2017	ND(1)	ND(1)	ND(1)	ND(1)	BRL	8	ND(1)	ND(1)	0.7 J	ND(5)		
02/26/2018	ND(1)	ND(1)	ND(1)	ND(1)	BRL	15	ND(1)	ND(1)	0.7 J	ND(5)		
05/16/2018	ND(1)	ND(1)	ND(1)	ND(1)	BRL	9	ND(1)	ND(1)	ND(1)	ND(5)		
08/24/2018	0.3 J	ND(1)	ND(1)	ND(5)	0.3 J	25	0.3 J	0.8 J	2	ND(25)		
11/20/2018	ND(1)	ND(1)	ND(1)	ND(5)	BRL	7	ND(1)	0.4 J	0.4 J	ND(25)		
MW-181C(215)	06/13/2012	ND(1.0)	ND(1.0)	ND(1.0)	ND(1.0)	BRL	13.3	0.41 J	1 J	0.82 J	ND(25)	
	06/25/2012	ND(1.0)	ND(1.0)	ND(1.0)	ND(1.0)	BRL	14.2	0.34 J	1 J	0.83 J	ND(25)	
	07/09/2012	ND(1.0)	ND(1.0)	ND(1.0)	ND(1.0)	BRL	12.8	0.3 J	0.86 J	0.79 J	ND(25)	
	07/23/2012	ND(1.0)	ND(1.0)	ND(1.0)	ND(1.0)	BRL	13.1	0.25 J	0.86 J	0.72 J	ND(25)	
	08/07/2012	ND(1.0)	ND(1.0)	ND(1.0)	ND(1.0)	BRL	13.7	0.26 J	0.83 J	0.64 J	ND(25)	
	08/20/2012	ND(1.0)	ND(1.0)	ND(1.0)	ND(1.0)	BRL	14.4	0.29 J	0.91 J	0.77 J	ND(25)	
	09/18/2012	ND(1.0)	ND(1.0)	ND(1.0)	ND(1.0)	BRL	13	ND(5.0)	0.76 J	0.63 J	ND(25)	
	10/18/2012	ND(1.0)	ND(1.0)	ND(1.0)	ND(1.0)	BRL	12.7	0.35 J	1 J	0.88 J	ND(25)	
	11/05/2012	0.27 J	ND(1.0)	ND(1.0)	ND(1.0)	0.27 J	12.2	0.4 J	1 J	0.9 J	ND(25)	
11/26/2012	ND(1.0)	ND(1.0)	ND(1.0)	ND(1.0)	BRL	14.5	0.27 J	0.96 J	0.87 J	ND(25)		

TABLE 1

**Summary of Groundwater Analytical Results
Inactive Exxon Facility #28077
14528 Jarrettsville Pike
Phoenix, Maryland**

August 8, 2005 through January 22, 2019

Sample ID	Date	Benzene (µg/L)	Toluene (µg/L)	Ethyl- benzene (µg/L)	Total Xylenes (µg/L)	Total BTEX (µg/L)	MTBE (µg/L)	DIPE (µg/L)	ETBE (µg/L)	TAME (µg/L)	TBA (µg/L)	Comments
MW-181C(215)	12/19/2012	0.27 J	ND(1.0)	ND(1.0)	ND(1.0)	0.27 J	15.8	ND(5.0)	1.2 J	1.1 J	ND(25)	
	01/29/2013	ND(1.0)	ND(1.0)	ND(1.0)	ND(1.0)	BRL	10.5	0.23 J	0.64 J	0.41 J	ND(25)	
	02/19/2013	0.33 J	ND(1.0)	ND(1.0)	ND(1.0)	0.33 J	17.3	0.39 J	1 J	1.1 J	ND(25)	
	03/20/2013	0.25 J	ND(1.0)	ND(1.0)	ND(1.0)	0.25 J	17.9	0.31 J	0.95 J	1 J	ND(25)	
	04/16/2013	ND(1.0)	ND(1.0)	ND(1.0)	ND(1.0)	BRL	13.8	0.23 J	0.77 J	0.83 J	ND(25)	
	05/20/2013	ND(1.0)	ND(1.0)	ND(1.0)	ND(1.0)	BRL	18.9	0.37 J	1 J	1.2 J	ND(25)	
	06/20/2013	ND(1.0)	ND(1.0)	ND(1.0)	ND(1.0)	BRL	15.3	ND(5.0)	0.85 J	1 J	ND(25)	
	07/25/2013	ND(1.0)	ND(1.0)	ND(1.0)	ND(1.0)	BRL	14.2	0.23 J	0.8 J	0.88 J	ND(25)	
	08/28/2013	ND(1.0)	ND(1.0)	ND(1.0)	ND(1.0)	BRL	15.2	0.28 J	0.89 J	1 J	ND(25)	
	09/24/2013	ND(1.0)	ND(1.0)	ND(1.0)	ND(1.0)	BRL	15.6	0.36 J	0.99 J	1.2 J	ND(25)	
	10/21/2013	ND(1.0)	ND(1.0)	ND(1.0)	ND(1.0)	BRL	14.7	ND(5.0)	0.78 J	0.88 J	ND(25)	
	11/12/2013	ND(1.0)	ND(1.0)	ND(1.0)	ND(1.0)	BRL	18.6	0.29 J	0.92 J	1.4 J	ND(25)	
	12/09/2013	ND(1.0)	ND(1.0)	ND(1.0)	ND(1.0)	BRL	14.8	0.30 J	1.1 J	1.1 J	ND(25)	
	01/13/2014	ND(1.0)	ND(1.0)	ND(1.0)	ND(1.0)	BRL	18.3	0.25 J	0.93 J	1.2 J	ND(25)	
	02/11/2014	ND(1.0)	ND(1.0)	ND(1.0)	ND(1.0)	BRL	15.0	0.26 J	0.80 J	0.94 J	ND(25)	
	03/11/2014	ND(1.0)	ND(1.0)	ND(1.0)	ND(1.0)	BRL	18.4	ND(5.0)	0.81 J	1.1 J	ND(25)	
	04/16/2014	ND(0.50)	ND(1.0)	ND(0.50)	ND(1.0)	BRL	16.2	ND(2.0)	0.81 J	1.1 J	ND(25)	
	05/14/2014	ND(0.50)	ND(1.0)	ND(0.50)	ND(1.0)	BRL	22.1	0.33 J	0.95 J	1.4 J	ND(25)	
	09/15/2014	ND(0.50)	ND(1.0)	ND(1.0)	ND(1.0)	BRL	18.2	0.27 J	0.86 J	ND(2.0)	ND(10)	
	12/11/2014	ND(0.50)	ND(1.0)	ND(1.0)	ND(1.0)	BRL	19.4	0.25 J	0.88 J	1.2 J	ND(10)	
	03/26/2015	ND(1)	ND(1)	ND(1)	ND(1)	BRL	15	ND(1)	0.7 J	ND(1)	ND(5)	
	06/25/2015	ND(1)	ND(1)	ND(1)	ND(1)	BRL	10	ND(1)	0.5 J	ND(1)	ND(5)	
	09/29/2015	ND(1)	ND(1)	ND(1)	ND(1)	BRL	7	ND(1)	ND(1)	ND(1)	ND(20)	
	12/31/2015	ND(1)	ND(1)	ND(1)	ND(1)	BRL	9	ND(1)	ND(1)	ND(1)	ND(5)	
	03/25/2016	ND(1)	ND(1)	ND(1)	ND(1)	BRL	15	ND(1)	0.6 J	0.8 J	ND(5)	
	06/30/2016	ND(1)	ND(1)	ND(1)	ND(1)	BRL	9	ND(1)	ND(1)	ND(1)	ND(5)	
	09/30/2016	ND(1)	ND(1)	ND(1)	ND(1)	BRL	6	ND(1)	ND(1)	ND(1)	ND(20)	
	12/30/2016	ND(1)	ND(1)	ND(1)	ND(1)	BRL	19	ND(1)	0.7 J	1	12	
	03/31/2017	ND(1)	ND(1)	ND(1)	ND(1)	BRL	18	ND(1)	0.7 J	1	ND(5)	
	06/30/2017	ND(1)	ND(1)	ND(1)	ND(1)	BRL	5	ND(1)	ND(1)	ND(1)	ND(5)	
	10/02/2017	ND(1)	ND(1)	ND(1)	ND(1)	BRL	20	ND(1)	0.7 J	1	ND(20)	
	12/29/2017	ND(1)	ND(1)	ND(1)	ND(1)	BRL	8	ND(1)	ND(1)	0.5 J	ND(5)	
02/26/2018	ND(1)	ND(1)	ND(1)	ND(1)	BRL	7	ND(1)	ND(1)	ND(1)	ND(5)		
05/16/2018	ND(1)	ND(1)	ND(1)	ND(1)	BRL	9	ND(1)	ND(1)	0.6 J	ND(5)		
08/24/2018	0.3 J	ND(1)	ND(1)	ND(1)	ND(5)	0.3 J	26	0.3 J	0.8 J	2	ND(25)	

TABLE 1

**Summary of Groundwater Analytical Results
Inactive Exxon Facility #28077
14528 Jarrettsville Pike
Phoenix, Maryland**

August 8, 2005 through January 22, 2019

Sample ID	Date	Benzene (µg/L)	Toluene (µg/L)	Ethyl- benzene (µg/L)	Total Xylenes (µg/L)	Total BTEX (µg/L)	MTBE (µg/L)	DIPE (µg/L)	ETBE (µg/L)	TAME (µg/L)	TBA (µg/L)	Comments
MW-181C(215)	11/20/2018	0.2 J	ND(1)	ND(1)	ND(5)	0.2 J	7	ND(1)	0.4 J	0.4 J	ND(25)	
MW-181C(221)	06/13/2012	0.26 J	ND(1.0)	ND(1.0)	ND(1.0)	0.26 J	13.7	0.39 J	1 J	0.82 J	ND(25)	
	06/25/2012	0.24 J	ND(1.0)	ND(1.0)	ND(1.0)	0.24 J	14.1	0.32 J	1.1 J	0.83 J	ND(25)	
	07/09/2012	ND(1.0)	ND(1.0)	ND(1.0)	ND(1.0)	BRL	12.6	0.28 J	0.88 J	0.73 J	ND(25)	
	07/23/2012	ND(1.0)	ND(1.0)	ND(1.0)	ND(1.0)	BRL	13	0.26 J	0.89 J	0.71 J	ND(25)	
	08/07/2012	ND(1.0)	ND(1.0)	ND(1.0)	ND(1.0)	BRL	12.8	0.25 J	0.79 J	ND(5.0)	ND(25)	
	08/20/2012	ND(1.0)	ND(1.0)	ND(1.0)	ND(1.0)	BRL	14.1	0.29 J	0.87 J	0.74 J	ND(25)	
	09/18/2012	ND(1.0)	ND(1.0)	ND(1.0)	ND(1.0)	BRL	12.8	ND(5.0)	0.81 J	0.71 J	ND(25)	
	10/18/2012	0.26 J	ND(1.0)	ND(1.0)	ND(1.0)	0.26 J	12.6	0.35 J	1 J	0.9 J	ND(25)	
	11/05/2012	0.29 J	ND(1.0)	ND(1.0)	ND(1.0)	0.29 J	12.3	0.41 J	0.96 J	0.88 J	ND(25)	
	11/26/2012	ND(1.0)	ND(1.0)	ND(1.0)	ND(1.0)	BRL	14.8	ND(5.0)	1 J	0.93 J	ND(25)	
	12/19/2012	0.3 J	ND(1.0)	ND(1.0)	ND(1.0)	0.3 J	16.2	ND(5.0)	1.2 J	1.1 J	ND(25)	
	01/29/2013	0.32 J	ND(1.0)	ND(1.0)	ND(1.0)	0.32 J	16.3	0.34 J	0.98 J	1 J	ND(25)	
	02/19/2013	0.35 J	ND(1.0)	ND(1.0)	ND(1.0)	0.35 J	17.1	0.41 J	1.1 J	1.2 J	ND(25)	
	03/20/2013	0.26 J	ND(1.0)	ND(1.0)	ND(1.0)	0.26 J	18	ND(5.0)	0.96 J	0.99 J	ND(25)	
	04/16/2013	ND(1.0)	ND(1.0)	ND(1.0)	ND(1.0)	BRL	14.6	0.26 J	0.78 J	0.85 J	ND(25)	
	05/20/2013	ND(1.0)	ND(1.0)	ND(1.0)	ND(1.0)	BRL	18.4	0.37 J	0.98 J	1.1 J	ND(25)	
	06/20/2013	ND(1.0)	ND(1.0)	ND(1.0)	ND(1.0)	BRL	12.4	ND(5.0)	0.78 J	0.85 J	ND(25)	
	07/25/2013	ND(1.0)	ND(1.0)	ND(1.0)	ND(1.0)	BRL	15.9	0.3 J	0.9 J	0.97 J	ND(25)	
	08/28/2013	ND(1.0)	ND(1.0)	ND(1.0)	ND(1.0)	BRL	16.5	0.3 J	0.92 J	1.1 J	ND(25)	
	09/24/2013	ND(1.0)	ND(1.0)	ND(1.0)	ND(1.0)	BRL	15.2	0.34 J	0.99 J	1.1 J	ND(25)	
	10/21/2013	ND(1.0)	ND(1.0)	ND(1.0)	ND(1.0)	BRL	17.4	0.25 J	0.84 J	1.1 J	ND(25)	
	11/12/2013	ND(1.0)	ND(1.0)	ND(1.0)	ND(1.0)	BRL	18.0	0.26 J	0.86 J	1.2 J	ND(25)	
	12/09/2013	ND(1.0)	ND(1.0)	ND(1.0)	ND(1.0)	BRL	17.1	0.39 J	1.2 J	1.3 J	ND(25)	
	01/13/2014	ND(1.0)	ND(1.0)	ND(1.0)	ND(1.0)	BRL	17.1	0.24 J	0.86 J	1.1 J	ND(25)	
	02/11/2014	ND(1.0)	ND(1.0)	ND(1.0)	ND(1.0)	BRL	16.6	0.25 J	0.89 J	1.1 J	ND(25)	
	03/11/2014	ND(1.0)	ND(1.0)	ND(1.0)	ND(1.0)	BRL	14.9	ND(5.0)	0.73 J	0.86 J	ND(25)	
	04/16/2014	ND(0.50)	ND(1.0)	ND(0.50)	ND(1.0)	BRL	19.1	ND(2.0)	0.97 J	ND(5.0)	ND(25)	
05/14/2014	ND(0.50)	ND(1.0)	ND(0.50)	ND(1.0)	BRL	17.9	0.30 J	0.93 J	1.3 J	ND(25)		
09/15/2014	ND(0.50)	ND(1.0)	ND(1.0)	ND(1.0)	BRL	17.6	0.25 J	0.84 J	ND(2.0)	ND(10)		
12/11/2014	ND(0.50)	ND(1.0)	ND(1.0)	ND(1.0)	BRL	18.5	0.32 J	0.91 J	1.1 J	ND(10)		
03/26/2015	ND(1)	ND(1)	ND(1)	ND(1)	BRL	13	ND(1)	0.6 J	ND(1)	ND(5)		
06/25/2015	ND(1)	ND(1)	ND(1)	ND(1)	BRL	15	ND(1)	0.6 J	0.7 J	ND(5)		
09/29/2015	ND(1)	ND(1)	ND(1)	ND(1)	BRL	7	ND(1)	ND(1)	ND(1)	ND(20)		
12/31/2015	ND(1)	ND(1)	ND(1)	ND(1)	BRL	23	ND(1)	0.7 J	1	ND(5)		

TABLE 1

**Summary of Groundwater Analytical Results
Inactive Exxon Facility #28077
14528 Jarrettsville Pike
Phoenix, Maryland**

August 8, 2005 through January 22, 2019

Sample ID	Date	Benzene (µg/L)	Toluene (µg/L)	Ethyl- benzene (µg/L)	Total Xylenes (µg/L)	Total BTEX (µg/L)	MTBE (µg/L)	DIPE (µg/L)	ETBE (µg/L)	TAME (µg/L)	TBA (µg/L)	Comments
MW-181C(221)	03/25/2016	ND(1)	ND(1)	ND(1)	ND(1)	BRL	18	ND(1)	0.6 J	1 J	ND(5)	
	06/30/2016	ND(1)	ND(1)	ND(1)	ND(1)	BRL	10	ND(1)	0.5 J	ND(1)	ND(5)	
	09/30/2016	ND(1)	ND(1)	ND(1)	ND(1)	BRL	6	ND(1)	ND(1)	ND(1)	ND(20)	
	12/30/2016	ND(1)	ND(1)	ND(1)	ND(1)	BRL	18	ND(1)	0.7 J	1	ND(5)	
	03/31/2017	ND(1)	ND(1)	ND(1)	ND(1)	BRL	18	ND(1)	0.7 J	1	ND(5)	
	06/30/2017	ND(1)	ND(1)	ND(1)	ND(1)	BRL	5	ND(1)	ND(1)	ND(1)	ND(5)	
	10/02/2017	ND(1)	ND(1)	ND(1)	ND(1)	BRL	20	ND(1)	0.7 J	1	ND(20)	
	12/29/2017	ND(1)	ND(1)	ND(1)	ND(1)	BRL	ND(1)	ND(1)	ND(1)	ND(1)	ND(5)	
	02/26/2018	ND(1)	ND(1)	ND(1)	ND(1)	BRL	12	ND(1)	ND(1)	0.6 J	ND(5)	
	05/16/2018	ND(1)	ND(1)	ND(1)	ND(1)	BRL	9	ND(1)	ND(1)	0.6 J	ND(5)	
08/24/2018	0.3 J	ND(1)	ND(1)	ND(5)	0.3 J	25	0.3 J	0.7 J	2	ND(25)		
11/20/2018	ND(1)	ND(1)	ND(1)	ND(5)	BRL	7	ND(1)	0.4 J	0.4 J	ND(25)		
MW-181C(259.5)	06/13/2012	0.25 J	ND(1.0)	ND(1.0)	ND(1.0)	0.25 J	12.9	0.35 J	0.94 J	0.7 J	ND(25)	
	06/25/2012	ND(1.0)	ND(1.0)	ND(1.0)	ND(1.0)	BRL	13.6	0.3 J	0.98 J	0.71 J	ND(25)	
	07/09/2012	ND(1.0)	ND(1.0)	ND(1.0)	ND(1.0)	BRL	11.6	0.21 J	0.66 J	0.49 J	ND(25)	
	07/23/2012	ND(1.0)	ND(1.0)	ND(1.0)	ND(1.0)	BRL	13	0.21 J	0.74 J	0.58 J	ND(25)	
	08/07/2012	ND(1.0)	ND(1.0)	ND(1.0)	ND(1.0)	BRL	12.5	0.24 J	0.76 J	0.49 J	ND(25)	
	08/20/2012	ND(1.0)	ND(1.0)	ND(1.0)	ND(1.0)	BRL	13.9	0.28 J	0.91 J	0.76 J	ND(25)	
	09/18/2012	ND(1.0)	ND(1.0)	ND(1.0)	ND(1.0)	BRL	13	ND(5.0)	0.84 J	0.72 J	ND(25)	
	10/18/2012	0.28 J	ND(1.0)	ND(1.0)	ND(1.0)	0.28 J	12.2	ND(5.0)	0.96 J	0.91 J	ND(25)	
	11/05/2012	0.32 J	ND(1.0)	ND(1.0)	ND(1.0)	0.32 J	12.2	0.37 J	1 J	0.87 J	ND(25)	
	11/26/2012	ND(1.0)	ND(1.0)	ND(1.0)	ND(1.0)	BRL	12.8	ND(5.0)	0.82 J	0.64 J	ND(25)	
	12/19/2012	ND(1.0)	ND(1.0)	ND(1.0)	ND(1.0)	BRL	13.1	ND(5.0)	0.98 J	0.7 J	ND(25)	
	01/29/2013	ND(1.0)	ND(1.0)	ND(1.0)	ND(1.0)	BRL	11.6	0.25 J	0.76 J	0.5 J	2.8 J	
	02/19/2013	0.35 J	ND(1.0)	ND(1.0)	ND(1.0)	0.35 J	16.9	0.38 J	1.1 J	1.1 J	ND(25)	
	03/20/2013	0.26 J	ND(1.0)	ND(1.0)	ND(1.0)	0.26 J	18.2	ND(5.0)	1 J	1 J	ND(25)	
	04/16/2013	ND(1.0)	ND(1.0)	ND(1.0)	ND(1.0)	BRL	12.4	0.23 J	0.64 J	0.65 J	ND(25)	
	05/20/2013	ND(1.0)	ND(1.0)	ND(1.0)	ND(1.0)	BRL	19	0.38 J	0.92 J	1.2 J	ND(25)	
	06/20/2013	ND(1.0)	ND(1.0)	ND(1.0)	ND(1.0)	BRL	12.9	ND(5.0)	0.75 J	0.92 J	ND(25)	
07/25/2013	ND(1.0)	ND(1.0)	ND(1.0)	ND(1.0)	BRL	17.2	0.28 J	0.96 J	1.1 J	ND(25)		
08/28/2013	ND(1.0)	ND(1.0)	ND(1.0)	ND(1.0)	BRL	16.5	0.31 J	0.95 J	1.2 J	ND(25)		
09/24/2013	ND(1.0)	ND(1.0)	ND(1.0)	ND(1.0)	BRL	17.8	0.4 J	1.1 J	1.3 J	ND(25)		
10/21/2013	ND(1.0)	ND(1.0)	ND(1.0)	ND(1.0)	BRL	14.2	ND(5.0)	0.76 J	0.78 J	ND(25)		
11/12/2013	ND(1.0)	ND(1.0)	ND(1.0)	ND(1.0)	BRL	15.2	0.25 J	0.89 J	0.62 J	ND(25)		
12/09/2013	ND(1.0)	ND(1.0)	ND(1.0)	ND(1.0)	BRL	15.5	0.33 J	1.1 J	1.1 J	ND(25)		

TABLE 1

**Summary of Groundwater Analytical Results
Inactive Exxon Facility #28077
14528 Jarrettsville Pike
Phoenix, Maryland**

August 8, 2005 through January 22, 2019

Sample ID	Date	Benzene (µg/L)	Toluene (µg/L)	Ethyl- benzene (µg/L)	Total Xylenes (µg/L)	Total BTEX (µg/L)	MTBE (µg/L)	DIPE (µg/L)	ETBE (µg/L)	TAME (µg/L)	TBA (µg/L)	Comments
MW-181C(259.5)	01/13/2014	ND(1.0)	ND(1.0)	ND(1.0)	ND(1.0)	BRL	18.7	0.25 J	0.97 J	1.3 J	ND(25)	
	02/11/2014	ND(1.0)	ND(1.0)	ND(1.0)	ND(1.0)	BRL	17.0	0.28 J	0.87 J	1.1 J	ND(25)	
	03/11/2014	ND(1.0)	ND(1.0)	ND(1.0)	ND(1.0)	BRL	17.0	ND(5.0)	0.77 J	1.0 J	ND(25)	
	04/16/2014	ND(0.50)	ND(1.0)	ND(0.50)	ND(1.0)	BRL	18.8	ND(2.0)	0.94 J	1.3 J	ND(25)	
	05/14/2014	ND(0.50)	ND(1.0)	ND(0.50)	ND(1.0)	BRL	21.1	0.30 J	0.96 J	1.3 J	ND(25)	
	09/15/2014	ND(0.50)	ND(1.0)	ND(1.0)	ND(1.0)	BRL	13.4	0.23 J	0.75 J	ND(2.0)	ND(10)	
	12/11/2014	ND(0.50)	ND(1.0)	ND(1.0)	ND(1.0)	BRL	15.4	0.22 J	0.72 J	1.0 J	ND(10)	
	03/26/2015	ND(1)	ND(1)	ND(1)	ND(1)	BRL	16	ND(1)	0.7 J	ND(1)	ND(5)	
	06/25/2015	ND(1)	ND(1)	ND(1)	ND(1)	BRL	17	ND(1)	0.7 J	0.8 J	ND(5)	
	09/29/2015	ND(1)	ND(1)	ND(1)	ND(1)	BRL	7	ND(1)	ND(1)	ND(1)	ND(20)	
	12/31/2015	ND(1)	ND(1)	ND(1)	ND(1)	BRL	23	ND(1)	0.7 J	1	ND(5)	
	03/25/2016	ND(1)	ND(1)	ND(1)	ND(1)	BRL	17	ND(1)	0.6 J	0.9 J	ND(5)	
	06/30/2016	ND(1)	ND(1)	ND(1)	ND(1)	BRL	9	ND(1)	0.5 J	ND(1)	ND(5)	
	09/30/2016	ND(1)	ND(1)	ND(1)	ND(1)	BRL	9	ND(1)	0.5 J	ND(1)	ND(20)	
	12/30/2016	ND(1)	ND(1)	ND(1)	ND(1)	BRL	19	ND(1)	0.7 J	1	ND(5)	
	03/31/2017	ND(1)	ND(1)	ND(1)	ND(1)	BRL	18	ND(1)	0.7 J	1	ND(5)	
	06/30/2017	ND(1)	ND(1)	ND(1)	ND(1)	BRL	5	ND(1)	ND(1)	ND(1)	ND(5)	
	10/02/2017	ND(1)	ND(1)	ND(1)	ND(1)	BRL	19	ND(1)	0.7 J	1	ND(20)	
	12/29/2017	ND(1)	ND(1)	ND(1)	ND(1)	BRL	9	ND(1)	ND(1)	0.6 J	ND(5)	
	02/26/2018	ND(1)	ND(1)	ND(1)	ND(1)	BRL	9	ND(1)	ND(1)	ND(1)	ND(5)	
05/16/2018	ND(1)	ND(1)	ND(1)	ND(1)	BRL	9	ND(1)	ND(1)	0.6 J	ND(5)		
08/24/2018	0.3 J	ND(1)	ND(1)	ND(5)	0.3 J	25	0.3 J	0.8 J	2	ND(25)		
11/20/2018	ND(1)	ND(1)	ND(1)	ND(5)	BRL	7	ND(1)	0.4 J	0.3 J	ND(25)		
MW-181C(284.5)	06/13/2012	0.26 J	ND(1.0)	ND(1.0)	ND(1.0)	0.26 J	12.8	0.37 J	0.98 J	0.76 J	ND(25)	
	06/25/2012	ND(1.0)	ND(1.0)	ND(1.0)	ND(1.0)	BRL	13.6	0.3 J	0.96 J	0.75 J	ND(25)	
	07/09/2012	ND(1.0)	ND(1.0)	ND(1.0)	ND(1.0)	BRL	ND(1.0)	ND(5.0)	ND(5.0)	ND(5.0)	ND(25)	
	07/23/2012	ND(1.0)	ND(1.0)	ND(1.0)	ND(1.0)	BRL	12.7	0.2 J	0.71 J	0.61 J	ND(25)	
	08/07/2012	ND(1.0)	ND(1.0)	ND(1.0)	ND(1.0)	BRL	12.7	0.22 J	0.78 J	0.61 J	ND(25)	
	08/20/2012	ND(1.0)	ND(1.0)	ND(1.0)	ND(1.0)	BRL	14.7	0.3 J	0.95 J	0.79 J	ND(25)	
	09/18/2012	ND(1.0)	ND(1.0)	ND(1.0)	ND(1.0)	BRL	13.2	ND(5.0)	0.79 J	0.69 J	ND(25)	
	10/18/2012	0.27 J	ND(1.0)	ND(1.0)	ND(1.0)	0.27 J	12.2	0.4 J	0.88 J	0.78 J	ND(25)	
	11/05/2012	0.28 J	ND(1.0)	ND(1.0)	ND(1.0)	0.28 J	12	0.36 J	0.93 J	0.81 J	ND(25)	
	11/26/2012	ND(1.0)	ND(1.0)	ND(1.0)	ND(1.0)	BRL	14.2	ND(5.0)	0.97 J	0.83 J	ND(25)	
	12/19/2012	0.25 J	ND(1.0)	ND(1.0)	ND(1.0)	0.25 J	14.1	ND(5.0)	1.1 J	0.84 J	ND(25)	
01/29/2013	0.35 J	ND(1.0)	ND(1.0)	ND(1.0)	0.35 J	17.1	0.37 J	1 J	1.2 J	ND(25)		

TABLE 1

**Summary of Groundwater Analytical Results
Inactive Exxon Facility #28077
14528 Jarrettsville Pike
Phoenix, Maryland**

August 8, 2005 through January 22, 2019

Sample ID	Date	Benzene (µg/L)	Toluene (µg/L)	Ethyl- benzene (µg/L)	Total Xylenes (µg/L)	Total BTEX (µg/L)	MTBE (µg/L)	DIPE (µg/L)	ETBE (µg/L)	TAME (µg/L)	TBA (µg/L)	Comments
MW-181C(284.5)	02/19/2013	0.32 J	ND(1.0)	ND(1.0)	ND(1.0)	0.32 J	16.3	0.39 J	1 J	1.1 J	ND(25)	
	03/20/2013	0.25 J	ND(1.0)	ND(1.0)	ND(1.0)	0.25 J	16.8	ND(5.0)	0.95 J	1 J	ND(25)	
	04/16/2013	ND(1.0)	ND(1.0)	ND(1.0)	ND(1.0)	BRL	11.3	0.24 J	0.72 J	0.77 J	ND(25)	
	05/20/2013	ND(1.0)	ND(1.0)	ND(1.0)	ND(1.0)	BRL	18.7	0.35 J	0.91 J	1.1 J	ND(25)	
	06/20/2013	ND(1.0)	ND(1.0)	ND(1.0)	ND(1.0)	BRL	15.4	ND(5.0)	0.86 J	0.98 J	ND(25)	
	07/25/2013	ND(1.0)	ND(1.0)	ND(1.0)	ND(1.0)	BRL	18.4	0.35 J	0.98 J	1.2 J	ND(25)	
	08/28/2013	ND(1.0)	ND(1.0)	ND(1.0)	ND(1.0)	BRL	17.2	0.32 J	0.97 J	1.3 J	ND(25)	
	09/24/2013	ND(1.0)	ND(1.0)	ND(1.0)	ND(1.0)	BRL	18.1	0.4 J	1.1 J	1.4 J	ND(25)	
	10/21/2013	ND(1.0)	ND(1.0)	ND(1.0)	ND(1.0)	BRL	14.8	ND(5.0)	0.77 J	0.94 J	ND(25)	
	11/12/2013	ND(1.0)	ND(1.0)	ND(1.0)	ND(1.0)	BRL	13.5	ND(5.0)	0.77 J	0.58 J	ND(25)	
	12/09/2013	ND(1.0)	ND(1.0)	ND(1.0)	ND(1.0)	BRL	15.8	0.35 J	1.2 J	1.5 J	ND(25)	
	01/13/2014	ND(1.0)	ND(1.0)	ND(1.0)	ND(1.0)	BRL	16.7	0.24 J	0.87 J	0.98 J	ND(25)	
	02/11/2014	ND(1.0)	ND(1.0)	ND(1.0)	ND(1.0)	BRL	13.7	ND(5.0)	0.77 J	0.97 J	ND(25)	
	03/11/2014	ND(1.0)	ND(1.0)	ND(1.0)	ND(1.0)	BRL	17.8	ND(5.0)	0.79 J	1.0 J	ND(25)	
	04/16/2014	ND(0.50)	ND(1.0)	ND(0.50)	ND(1.0)	BRL	16.2	ND(2.0)	0.88 J	1.1 J	ND(25)	
	05/14/2014	ND(0.50)	ND(1.0)	ND(0.50)	ND(1.0)	BRL	19.1	0.28 J	0.87 J	1.1 J	ND(25)	
	09/15/2014	ND(0.50)	ND(1.0)	ND(1.0)	ND(1.0)	BRL	15.6	0.26 J	0.79 J	ND(2.0)	ND(10)	
	12/11/2014	ND(0.50)	ND(1.0)	ND(1.0)	ND(1.0)	BRL	16.5	0.23 J	0.72 J	1.2 J	ND(10)	
	03/26/2015	ND(1)	ND(1)	ND(1)	ND(1)	BRL	19	ND(1)	0.8 J	ND(1)	ND(5)	
	06/25/2015	ND(1)	ND(1)	ND(1)	ND(1)	BRL	17	ND(1)	0.8 J	1	ND(5)	
	09/29/2015	ND(1)	ND(1)	ND(1)	ND(1)	BRL	8	ND(1)	ND(1)	ND(1)	ND(20)	
	12/31/2015	ND(1)	ND(1)	ND(1)	ND(1)	BRL	21	ND(1)	0.6 J	1	ND(5)	
	03/25/2016	ND(1)	ND(1)	ND(1)	ND(1)	BRL	12	ND(1)	0.5 J	0.6 J	ND(5)	
	06/30/2016	ND(1)	ND(1)	ND(1)	ND(1)	BRL	9	ND(1)	0.5 J	ND(1)	ND(5)	
	09/30/2016	ND(1)	ND(1)	ND(1)	ND(1)	BRL	10	ND(1)	0.6 J	0.5 J	ND(20)	
	12/30/2016	ND(1)	ND(1)	ND(1)	ND(1)	BRL	17	ND(1)	0.6 J	1	ND(5)	
	03/31/2017	ND(1)	ND(1)	ND(1)	ND(1)	BRL	18	ND(1)	0.7 J	1	ND(5)	
	06/30/2017	ND(1)	ND(1)	ND(1)	ND(1)	BRL	6	ND(1)	ND(1)	ND(1)	ND(5)	
	10/02/2017	ND(1)	ND(1)	ND(1)	ND(1)	BRL	20	ND(1)	0.7 J	1	ND(20)	
	12/29/2017	ND(1)	ND(1)	ND(1)	ND(1)	BRL	7	ND(1)	ND(1)	ND(1)	ND(5)	
02/26/2018	ND(1)	ND(1)	ND(1)	ND(1)	BRL	8	ND(1)	ND(1)	ND(1)	ND(5)		
05/16/2018	ND(1)	ND(1)	ND(1)	ND(1)	BRL	9	ND(1)	ND(1)	0.6 J	ND(5)		
08/24/2018	0.3 J	ND(1)	ND(1)	ND(5)	0.3 J	22	0.2 J	0.7 J	2	ND(25)		
11/20/2018	0.2 J	ND(1)	ND(1)	ND(5)	0.2 J	10	ND(1)	0.5 J	0.4 J	ND(25)		

TABLE 1

**Summary of Groundwater Analytical Results
Inactive Exxon Facility #28077
14528 Jarrettsville Pike
Phoenix, Maryland**

August 8, 2005 through January 22, 2019

Sample ID	Date	Benzene (µg/L)	Toluene (µg/L)	Ethyl- benzene (µg/L)	Total Xylenes (µg/L)	Total BTEX (µg/L)	MTBE (µg/L)	DIPE (µg/L)	ETBE (µg/L)	TAME (µg/L)	TBA (µg/L)	Comments
MW-181C(291)	06/13/2012	ND(1.0)	ND(1.0)	ND(1.0)	ND(1.0)	BRL	12.6	0.31 J	0.91 J	0.56 J	ND(25)	
	06/25/2012	ND(1.0)	ND(1.0)	ND(1.0)	ND(1.0)	BRL	12.7	ND(5.0)	0.71 J	0.47 J	ND(25)	
	07/09/2012	ND(1.0)	ND(1.0)	ND(1.0)	ND(1.0)	BRL	11.7	0.24 J	0.69 J	0.57 J	ND(25)	
	07/23/2012	ND(1.0)	ND(1.0)	ND(1.0)	ND(1.0)	BRL	12.5	0.21 J	0.78 J	0.65 J	ND(25)	
	08/07/2012	ND(1.0)	ND(1.0)	ND(1.0)	ND(1.0)	BRL	13	0.26 J	0.79 J	0.60 J	ND(25)	
	08/20/2012	ND(1.0)	ND(1.0)	ND(1.0)	ND(1.0)	BRL	14.1	0.26 J	0.88 J	0.73 J	ND(25)	
	09/18/2012	ND(1.0)	ND(1.0)	ND(1.0)	ND(1.0)	BRL	12.7	ND(5.0)	0.75 J	0.69 J	ND(25)	
	10/18/2012	0.29 J	ND(1.0)	ND(1.0)	ND(1.0)	0.29 J	13.2	0.38 J	1 J	0.91 J	ND(25)	
	11/05/2012	0.28 J	ND(1.0)	ND(1.0)	ND(1.0)	0.28 J	12.5	0.39 J	0.98 J	0.96 J	ND(25)	
	11/26/2012	ND(1.0)	ND(1.0)	ND(1.0)	ND(1.0)	BRL	15	ND(5.0)	1 J	0.98 J	ND(25)	
	12/19/2012	0.29 J	ND(1.0)	ND(1.0)	ND(1.0)	0.29 J	16.1	ND(5.0)	1.3 J	1.1 J	ND(25)	
	01/29/2013	0.26 J	ND(1.0)	ND(1.0)	ND(1.0)	0.26 J	14.5	0.28 J	0.9 J	0.96 J	ND(25)	
	02/19/2013	0.35 J	ND(1.0)	ND(1.0)	ND(1.0)	0.35 J	16.7	0.38 J	1.1 J	1.1 J	ND(25)	
	03/20/2013	ND(1.0)	ND(1.0)	ND(1.0)	ND(1.0)	BRL	14.6	ND(5.0)	0.8 J	0.77 J	ND(25)	
	04/16/2013	ND(1.0)	ND(1.0)	ND(1.0)	ND(1.0)	BRL	12.7	0.2 J	0.7 J	0.65 J	ND(25)	
	05/20/2013	ND(1.0)	ND(1.0)	ND(1.0)	ND(1.0)	BRL	17.9	0.35 J	0.9 J	1.1 J	ND(25)	
	06/20/2013	ND(1.0)	ND(1.0)	ND(1.0)	ND(1.0)	BRL	16.6	0.36 J	0.94 J	1 J	ND(25)	
	07/25/2013	ND(1.0)	ND(1.0)	ND(1.0)	ND(1.0)	BRL	19.2	0.29 J	1 J	1.4 J	ND(25)	
	08/28/2013	ND(1.0)	ND(1.0)	ND(1.0)	ND(1.0)	BRL	15.1	0.29 J	0.89 J	1.1 J	ND(25)	
	09/24/2013	ND(1.0)	ND(1.0)	ND(1.0)	ND(1.0)	BRL	17	0.39 J	1 J	1.4 J	ND(25)	
	10/21/2013	ND(1.0)	ND(1.0)	ND(1.0)	ND(1.0)	BRL	18.1	0.27 J	0.89 J	1.1 J	ND(25)	
	11/12/2013	ND(1.0)	ND(1.0)	ND(1.0)	ND(1.0)	BRL	12.5	ND(5.0)	0.74 J	0.44 J	ND(25)	
	12/09/2013	ND(1.0)	ND(1.0)	ND(1.0)	ND(1.0)	BRL	16.3	0.33 J	1.1 J	1.4 J	ND(25)	
	01/13/2014	ND(1.0)	ND(1.0)	ND(1.0)	ND(1.0)	BRL	18.7	ND(5.0)	0.94 J	1.1 J	ND(25)	
	02/11/2014	ND(1.0)	ND(1.0)	ND(1.0)	ND(1.0)	BRL	14.2	0.25 J	0.73 J	0.94 J	ND(25)	
	03/11/2014	ND(1.0)	ND(1.0)	ND(1.0)	ND(1.0)	BRL	16.0	ND(5.0)	0.77 J	0.93 J	ND(25)	
	04/16/2014	ND(0.50)	ND(1.0)	ND(0.50)	ND(1.0)	BRL	20.5	ND(2.0)	1.0 J	1.4 J	ND(25)	
	05/14/2014	ND(0.50)	ND(1.0)	ND(0.50)	ND(1.0)	BRL	19.3	0.29 J	0.93 J	1.2 J	ND(25)	
	09/15/2014	ND(0.50)	ND(1.0)	ND(1.0)	ND(1.0)	BRL	13.4	0.24 J	0.75 J	ND(2.0)	ND(10)	
	12/11/2014	ND(0.50)	ND(1.0)	ND(1.0)	ND(1.0)	BRL	16.9	0.25 J	0.81 J	1.1 J	ND(10)	
03/26/2015	ND(1)	ND(1)	ND(1)	ND(1)	BRL	14	ND(1)	0.7 J	ND(1)	ND(5)		
06/25/2015	ND(1)	ND(1)	ND(1)	ND(1)	BRL	12	ND(1)	0.6 J	0.6 J	ND(5)		
09/29/2015	ND(1)	ND(1)	ND(1)	ND(1)	BRL	8	ND(1)	ND(1)	ND(1)	ND(20)		
12/31/2015	ND(1)	ND(1)	ND(1)	ND(1)	BRL	21	ND(1)	0.7 J	1	ND(5)		
03/25/2016	ND(1)	ND(1)	ND(1)	ND(1)	BRL	21	ND(1)	0.7 J	1	ND(5)		

TABLE 1

**Summary of Groundwater Analytical Results
Inactive Exxon Facility #28077
14528 Jarrettsville Pike
Phoenix, Maryland**

August 8, 2005 through January 22, 2019

Sample ID	Date	Benzene (µg/L)	Toluene (µg/L)	Ethyl- benzene (µg/L)	Total Xylenes (µg/L)	Total BTEX (µg/L)	MTBE (µg/L)	DIPE (µg/L)	ETBE (µg/L)	TAME (µg/L)	TBA (µg/L)	Comments
MW-181C(291)	06/30/2016	ND(1)	ND(1)	ND(1)	ND(1)	BRL	9	ND(1)	0.6 J	0.6 J	ND(5)	
	09/30/2016	ND(1)	ND(1)	ND(1)	ND(1)	BRL	8	ND(1)	ND(1)	ND(1)	ND(20)	
	12/30/2016	ND(1)	ND(1)	ND(1)	ND(1)	BRL	18	ND(1)	0.7 J	1	ND(5)	
	03/31/2017	ND(1)	ND(1)	ND(1)	ND(1)	BRL	16	ND(1)	0.6 J	1	ND(5)	
	06/30/2017	ND(1)	ND(1)	ND(1)	ND(1)	BRL	5	ND(1)	ND(1)	ND(1)	ND(5)	
	10/02/2017	ND(1)	ND(1)	ND(1)	ND(1)	BRL	20	ND(1)	0.7 J	1	ND(20)	
	12/29/2017	ND(1)	ND(1)	ND(1)	ND(1)	BRL	8	ND(1)	0.5 J	0.6 J	ND(5)	
	02/26/2018	ND(1)	ND(1)	ND(1)	ND(1)	BRL	11	ND(1)	ND(1)	0.6 J	ND(5)	
	05/16/2018	ND(1)	ND(1)	ND(1)	ND(1)	BRL	10	ND(1)	0.5 J	0.6 J	ND(5)	
	08/24/2018	0.3 J	ND(1)	ND(1)	ND(5)	0.3 J	13	ND(1)	0.5 J	0.8 J	ND(25)	
11/20/2018	0.2 J	ND(1)	ND(1)	ND(5)	0.2 J	11	ND(1)	0.5 J	0.5 J	ND(25)		
MW-181C(HS-S)	12/30/2010	ND(1.0)	ND(1.0)	ND(1.0)	ND(1.0)	BRL	115	ND(5.0)	0.97 J	9	ND(25)	
	01/27/2011	ND(1.0)	ND(1.0)	ND(1.0)	ND(1.0)	BRL	134	ND(5.0)	1.1 J	8.2	ND(25)	
	02/17/2011	ND(1.0)	ND(1.0)	ND(1.0)	ND(1.0)	BRL	26.2	ND(5.0)	1.1 J	ND(5.0)	ND(25)	
	03/29/2011	ND(1.0)	ND(1.0)	ND(1.0)	ND(1.0)	BRL	12	ND(5.0)	1.1 J	ND(5.0)	ND(25)	
	04/28/2011	ND(1.0)	ND(1.0)	ND(1.0)	ND(1.0)	BRL	12.3	ND(5.0)	1.1 J	ND(5.0)	ND(25)	
	05/23/2011	ND(1.0)	ND(1.0)	ND(1.0)	ND(1.0)	BRL	10.4	0.31 J	1 J	ND(5.0)	ND(25)	
	06/27/2011	ND(1.0)	ND(1.0)	ND(1.0)	ND(1.0)	BRL	8.1	0.33 J	1.1 J	0.36 J	ND(25)	
	07/28/2011	ND(1.0)	ND(1.0)	ND(1.0)	ND(1.0)	BRL	8.4	ND(5.0)	0.92 J	ND(5.0)	ND(25)	
	08/29/2011	ND(1.0)	ND(1.0)	ND(1.0)	ND(1.0)	BRL	7.8	ND(5.0)	0.92 J	0.4 J	ND(25)	
	09/21/2011	ND(1.0)	ND(1.0)	ND(1.0)	ND(1.0)	BRL	9	ND(5.0)	0.9 J	0.49 J	ND(25)	
	10/25/2011	ND(1.0)	ND(1.0)	ND(1.0)	ND(1.0)	BRL	13.2	ND(5.0)	0.89 J	0.61 J	ND(25)	
	11/29/2011	ND(1.0)	ND(1.0)	ND(1.0)	ND(1.0)	BRL	9.4	0.26 J	0.92 J	0.48 J	ND(25)	
	12/28/2011	ND(1.0)	ND(1.0)	ND(1.0)	ND(1.0)	BRL	11.1	ND(5.0)	1 J	0.35 J	ND(25)	
	01/26/2012	ND(1.0)	ND(1.0)	ND(1.0)	ND(1.0)	BRL	11.6	0.28 J	0.84 J	0.64 J	ND(25)	
	02/23/2012	ND(1.0)	ND(1.0)	ND(1.0)	ND(1.0)	BRL	12.5	ND(5.0)	0.95 J	0.60 J	ND(25)	
	03/21/2012	ND(1.0)	ND(1.0)	ND(1.0)	ND(1.0)	BRL	10.6	0.25 J	0.79 J	0.63 J	ND(25)	
	04/26/2012	ND(1.0)	ND(1.0)	ND(1.0)	ND(1.0)	BRL	12.1	0.27 J	0.9 J	0.61 J	ND(25)	
	05/29/2012	ND(1.0)	ND(1.0)	ND(1.0)	ND(1.0)	BRL	11.8	0.24 J	0.83 J	0.65 J	ND(25)	
	06/09/2014	ND(0.50)	ND(1.0)	ND(1.0)	ND(1.0)	BRL	20.2	0.35 J	0.92 J	1.1 J	ND(25)	
	07/23/2014	0.38 J	0.27 J	ND(1.0)	ND(1.0)	0.65 J	13.2	0.29 J	0.80 J	0.69 J	7.0 J	
08/13/2014	ND(0.50)	ND(1.0)	ND(1.0)	ND(1.0)	BRL	18.6	0.33 J	0.89 J	1.2 J	ND(25)		
10/16/2014	ND(0.50)	ND(1.0)	ND(1.0)	ND(1.0)	BRL	11.2	ND(2.0)	0.69 J	0.69 J	ND(10)		
11/20/2014	ND(0.50)	ND(1.0)	ND(1.0)	ND(1.0)	BRL	18.5	0.27 J	0.90 J	0.82 J	ND(10)		
12/10/2014	ND(0.50)	ND(1.0)	ND(1.0)	ND(1.0)	BRL	19.7	0.32 J	0.95 J	1.4 J	ND(10)		

TABLE 1

**Summary of Groundwater Analytical Results
Inactive Exxon Facility #28077
14528 Jarrettsville Pike
Phoenix, Maryland**

August 8, 2005 through January 22, 2019

Sample ID	Date	Benzene (µg/L)	Toluene (µg/L)	Ethyl- benzene (µg/L)	Total Xylenes (µg/L)	Total BTEX (µg/L)	MTBE (µg/L)	DIPE (µg/L)	ETBE (µg/L)	TAME (µg/L)	TBA (µg/L)	Comments
MW-181C(HS-S)	01/28/2015	ND(1)	ND(1)	ND(1)	ND(1)	BRL	18	ND(1)	0.8 J	1 J	ND(5)	
	02/19/2015	ND(1)	ND(1)	ND(1)	ND(1)	BRL	9	ND(1)	0.6 J	ND(1)	ND(5)	
	04/28/2015	ND(1)	ND(1)	ND(1)	ND(1)	BRL	12	ND(1)	0.7 J	0.7 J	ND(5)	
	05/20/2015	ND(1)	ND(1)	ND(1)	ND(1)	BRL	12	ND(1)	0.6 J	0.6 J	ND(5)	
	07/27/2015	ND(1)	ND(1)	ND(1)	ND(1)	BRL	20	ND(1)	0.6 J	1 J	ND(5)	
	08/18/2015	ND(1)	ND(1)	ND(1)	ND(1)	BRL	16	ND(1)	0.6 J	0.9 J	ND(5)	
	10/26/2015	ND(1)	ND(1)	ND(1)	ND(1)	BRL	20	ND(1)	0.8 J	1	11	
	11/11/2015	ND(1)	ND(1)	ND(1)	ND(1)	BRL	22	ND(1)	0.8 J	1	ND(5)	
	01/07/2016	ND(1)	ND(1)	ND(1)	ND(1)	BRL	9	ND(1)	ND(1)	ND(1)	ND(5)	
	02/25/2016	ND(1)	ND(1)	ND(1)	ND(1)	BRL	18	ND(1)	0.7 J	1	ND(5)	
	04/29/2016	ND(1)	ND(1)	ND(1)	ND(1)	BRL	13	ND(1)	ND(1)	0.5 J	ND(5)	
	05/31/2016	ND(1)	ND(1)	ND(1)	ND(1)	BRL	20	ND(1)	0.6 J	1	ND(5)	
	07/29/2016	ND(1)	ND(1)	ND(1)	ND(1)	BRL	9	ND(1)	ND(1)	ND(1)	ND(5)	
	08/31/2016	ND(1)	ND(1)	ND(1)	ND(1)	BRL	9	ND(1)	ND(1)	ND(1)	ND(5)	
	10/28/2016	0.6 J	ND(1)	ND(1)	ND(1)	0.6 J	8	ND(1)	ND(1)	ND(1)	ND(5)	
	11/30/2016	ND(1)	ND(1)	ND(1)	ND(1)	BRL	6	ND(1)	ND(1)	ND(1)	ND(5)	
	01/31/2017	ND(1)	ND(1)	ND(1)	ND(1)	BRL	15	ND(1)	0.6 J	0.8 J	ND(5)	
	02/28/2017	ND(1)	ND(1)	ND(1)	ND(1)	BRL	21	ND(1)	0.7 J	1	ND(5)	
	04/28/2017	ND(1)	ND(1)	ND(1)	ND(1)	BRL	20	ND(1)	0.7 J	1	ND(5)	
	05/31/2017	ND(1)	ND(1)	ND(1)	ND(1)	BRL	7	ND(1)	ND(1)	ND(1)	ND(5)	
	07/25/2017	ND(1)	ND(1)	ND(1)	ND(1)	BRL	9	ND(1)	ND(1)	ND(1)	ND(5)	
	08/24/2017	ND(1)	ND(1)	ND(1)	ND(1)	BRL	8	ND(1)	ND(1)	ND(1)	ND(5)	
	10/10/2017	ND(1)	ND(1)	ND(1)	ND(1)	BRL	8	ND(1)	ND(1)	ND(1)	ND(5)	
	11/17/2017	ND(1)	ND(1)	ND(1)	ND(1)	BRL	7	ND(1)	ND(1)	ND(1)	ND(5)	
	01/31/2018	ND(1)	ND(1)	ND(1)	ND(1)	BRL	8	ND(1)	ND(1)	ND(1)	ND(5)	
	03/08/2018	ND(1)	ND(1)	ND(1)	ND(1)	BRL	8	ND(1)	ND(1)	ND(1)	ND(5)	
	04/05/2018	ND(1)	ND(1)	ND(1)	ND(1)	BRL	22	ND(1)	0.7 J	1	ND(5)	
06/11/2018	ND(1)	ND(1)	ND(1)	ND(1)	BRL	9	ND(1)	ND(1)	0.5 J	ND(5)		
07/11/2018	ND(1)	ND(1)	ND(1)	ND(1)	BRL	9	ND(1)	ND(1)	ND(1)	ND(5)		
09/17/2018	0.3 J	ND(1)	0.4 J	1 J	2 J	9	ND(1)	0.4 J	0.4 J	ND(25)		
10/09/2018	0.3 J	ND(1)	ND(1)	ND(5)	0.3 J	9	ND(1)	0.5 J	0.5 J	ND(25)		
12/27/2018	0.3 J	ND(1)	ND(1)	ND(5)	0.3 J	10	ND(1)	0.4 J	0.5 J	ND(25)		
01/22/2019	ND(1)	ND(1)	ND(1)	ND(5)	BRL	8	ND(1)	0.3 J	0.3 J	ND(25)		
MW-181C(HS-D)	12/30/2010	ND(1.0)	ND(1.0)	ND(1.0)	ND(1.0)	BRL	120	ND(5.0)	1 J	9.7	ND(25)	
	01/27/2011	ND(1.0)	ND(1.0)	ND(1.0)	ND(1.0)	BRL	112	ND(5.0)	1 J	7.5	ND(25)	

TABLE 1

**Summary of Groundwater Analytical Results
Inactive Exxon Facility #28077
14528 Jarrettsville Pike
Phoenix, Maryland**

August 8, 2005 through January 22, 2019

Sample ID	Date	Benzene (µg/L)	Toluene (µg/L)	Ethyl- benzene (µg/L)	Total Xylenes (µg/L)	Total BTEX (µg/L)	MTBE (µg/L)	DIPE (µg/L)	ETBE (µg/L)	TAME (µg/L)	TBA (µg/L)	Comments
MW-181C(HS-D)	02/17/2011	ND(1.0)	ND(1.0)	ND(1.0)	ND(1.0)	BRL	35.8	0.36 J	1.1 J	ND(5.0)	ND(25)	
	03/29/2011	ND(1.0)	ND(1.0)	ND(1.0)	ND(1.0)	BRL	4.5	ND(5.0)	1 J	ND(5.0)	ND(25)	
	04/28/2011	ND(1.0)	ND(1.0)	ND(1.0)	ND(1.0)	BRL	7.9	ND(5.0)	1.1 J	ND(5.0)	ND(25)	
	05/23/2011	ND(1.0)	ND(1.0)	ND(1.0)	ND(1.0)	BRL	8.8	0.31 J	1 J	ND(5.0)	ND(25)	
	06/27/2011	ND(1.0)	ND(1.0)	ND(1.0)	ND(1.0)	BRL	6.3	0.36 J	1.1 J	ND(5.0)	ND(25)	
	07/28/2011	ND(1.0)	ND(1.0)	ND(1.0)	ND(1.0)	BRL	8.5	ND(5.0)	0.87 J	ND(5.0)	ND(25)	
	08/29/2011	ND(1.0)	ND(1.0)	ND(1.0)	ND(1.0)	BRL	7.7	ND(5.0)	0.95 J	0.43 J	ND(25)	
	09/21/2011	ND(1.0)	ND(1.0)	ND(1.0)	ND(1.0)	BRL	7.3	ND(5.0)	0.87 J	0.4 J	ND(25)	
	10/25/2011	ND(1.0)	ND(1.0)	ND(1.0)	ND(1.0)	BRL	10.2	0.31 J	1 J	0.53 J	ND(25)	
	11/29/2011	ND(1.0)	ND(1.0)	ND(1.0)	ND(1.0)	BRL	9.3	0.26 J	0.94 J	0.52 J	ND(25)	
	12/28/2011	ND(1.0)	ND(1.0)	ND(1.0)	ND(1.0)	BRL	11.9	ND(5.0)	0.91 J	ND(5.0)	ND(25)	
	01/26/2012	ND(1.0)	ND(1.0)	ND(1.0)	ND(1.0)	BRL	10.7	ND(5.0)	0.91 J	0.56 J	ND(25)	
	02/23/2012	ND(1.0)	ND(1.0)	ND(1.0)	ND(1.0)	BRL	12.6	0.31 J	0.94 J	0.5 J	ND(25)	
	03/21/2012	ND(1.0)	ND(1.0)	ND(1.0)	ND(1.0)	BRL	10.5	ND(5.0)	0.69 J	0.52 J	ND(25)	
	04/26/2012	ND(1.0)	ND(1.0)	ND(1.0)	ND(1.0)	BRL	12.2	0.29 J	0.96 J	0.71 J	ND(25)	
	05/29/2012	ND(1.0)	ND(1.0)	ND(1.0)	ND(1.0)	BRL	10.1	ND(5.0)	0.71 J	0.47 J	ND(25)	
	06/09/2014	ND(0.50)	ND(1.0)	ND(1.0)	ND(1.0)	BRL	16.9	0.29 J	0.77 J	0.91 J	ND(25)	
	07/23/2014	ND(0.50)	ND(1.0)	ND(1.0)	ND(1.0)	BRL	19.8	0.38 J	1.0 J	1.3 J	8.9 J	
	08/13/2014	ND(0.50)	ND(1.0)	ND(1.0)	ND(1.0)	BRL	15.1	0.30 J	0.82 J	0.92 J	ND(25)	
	10/16/2014	ND(0.50)	ND(1.0)	ND(1.0)	ND(1.0)	BRL	18.2	0.27 J	0.85 J	1.2 J	ND(10)	
	11/20/2014	ND(0.50)	ND(1.0)	ND(1.0)	ND(1.0)	BRL	22.6	0.32 J	0.97 J	1.0 J	ND(10)	
	12/10/2014	ND(0.50)	ND(1.0)	ND(1.0)	ND(1.0)	BRL	19.2	0.32 J	0.94 J	1.3 J	ND(10)	
	01/28/2015	ND(1)	ND(1)	ND(1)	ND(1)	BRL	20	ND(1)	0.9 J	1	ND(5)	
	02/19/2015	ND(1)	ND(1)	ND(1)	ND(1)	BRL	12	ND(1)	0.6 J	0.6 J	ND(5)	
	04/28/2015	ND(1)	ND(1)	ND(1)	ND(1)	BRL	13	ND(1)	0.7 J	0.8 J	ND(5)	
	05/20/2015	ND(1)	ND(1)	ND(1)	ND(1)	BRL	16	ND(1)	0.6 J	0.8 J	ND(5)	
	07/27/2015	ND(1)	ND(1)	ND(1)	ND(1)	BRL	17	ND(1)	0.6 J	0.8 J	ND(5)	
	08/18/2015	ND(1)	ND(1)	ND(1)	ND(1)	BRL	15	ND(1)	0.6 J	0.9 J	ND(5)	
	10/26/2015	ND(1)	ND(1)	ND(1)	ND(1)	BRL	18	ND(1)	0.7 J	1	4 J	
	11/11/2015	ND(1)	ND(1)	ND(1)	ND(1)	BRL	23	ND(1)	0.8 J	1	ND(5)	
01/07/2016	ND(1)	ND(1)	ND(1)	ND(1)	BRL	10	ND(1)	ND(1)	ND(1)	ND(5)		
02/25/2016	ND(1)	ND(1)	ND(1)	ND(1)	BRL	13	ND(1)	0.6 J	0.7 J	ND(5)		
04/29/2016	ND(1)	ND(1)	ND(1)	ND(1)	BRL	20	ND(1)	0.6 J	1 J	ND(5)		
05/31/2016	ND(1)	ND(1)	ND(1)	ND(1)	BRL	18	ND(1)	0.6 J	0.9 J	ND(5)		
07/29/2016	ND(1)	ND(1)	ND(1)	ND(1)	BRL	9	ND(1)	ND(1)	ND(1)	ND(5)		

TABLE 1

**Summary of Groundwater Analytical Results
Inactive Exxon Facility #28077
14528 Jarrettsville Pike
Phoenix, Maryland**

August 8, 2005 through January 22, 2019

Sample ID	Date	Benzene (µg/L)	Toluene (µg/L)	Ethyl- benzene (µg/L)	Total Xylenes (µg/L)	Total BTEX (µg/L)	MTBE (µg/L)	DIPE (µg/L)	ETBE (µg/L)	TAME (µg/L)	TBA (µg/L)	Comments
MW-181C(HS-D)	08/31/2016	ND(1)	ND(1)	ND(1)	ND(1)	BRL	9	ND(1)	ND(1)	ND(1)	ND(5)	
	10/28/2016	0.6 J	ND(1)	ND(1)	ND(1)	0.6 J	8	ND(1)	ND(1)	ND(1)	ND(5)	
	11/30/2016	ND(1)	ND(1)	ND(1)	ND(1)	BRL	6	ND(1)	ND(1)	ND(1)	ND(5)	
	01/31/2017	ND(1)	ND(1)	ND(1)	ND(1)	BRL	22	ND(1)	0.8 J	1	ND(5)	
	02/28/2017	ND(1)	ND(1)	ND(1)	ND(1)	BRL	21	ND(1)	0.7 J	1	ND(5)	
	04/28/2017	ND(1)	ND(1)	ND(1)	ND(1)	BRL	16	ND(1)	0.6 J	0.8 J	ND(5)	
	05/31/2017	ND(1)	ND(1)	ND(1)	ND(1)	BRL	7	ND(1)	ND(1)	ND(1)	ND(5)	
	07/25/2017	ND(1)	ND(1)	ND(1)	ND(1)	BRL	9	ND(1)	ND(1)	0.5 J	ND(5)	
	08/24/2017	ND(1)	ND(1)	ND(1)	ND(1)	BRL	10	ND(1)	ND(1)	ND(1)	ND(5)	
	10/10/2017	ND(1)	ND(1)	ND(1)	ND(1)	BRL	9	ND(1)	ND(1)	ND(1)	ND(5)	
	11/17/2017	ND(1)	ND(1)	ND(1)	ND(1)	BRL	7	ND(1)	ND(1)	ND(1)	ND(5)	
	01/31/2018	ND(1)	ND(1)	ND(1)	ND(1)	BRL	8	ND(1)	ND(1)	ND(1)	ND(5)	
	03/08/2018	ND(1)	ND(1)	ND(1)	ND(1)	BRL	8	ND(1)	ND(1)	ND(1)	ND(5)	
	04/05/2018	ND(1)	ND(1)	ND(1)	ND(1)	BRL	23	ND(1)	0.7 J	1	ND(5)	
	06/11/2018	ND(1)	ND(1)	ND(1)	ND(1)	BRL	8	ND(1)	ND(1)	ND(1)	ND(5)	
	07/11/2018	ND(1)	ND(1)	ND(1)	ND(1)	BRL	10	ND(1)	ND(1)	ND(1)	ND(5)	
	09/17/2018	0.3 J	ND(1)	ND(1)	ND(5)	0.3 J	9	ND(1)	0.4 J	0.5 J	ND(25)	
10/09/2018	0.3 J	ND(1)	ND(1)	ND(5)	0.3 J	9	ND(1)	0.5 J	0.6 J	ND(25)		
12/27/2018	0.3 J	ND(1)	ND(1)	ND(5)	0.3 J	10	ND(1)	0.4 J	0.4 J	ND(25)		
01/22/2019	ND(1)	ND(1)	ND(1)	ND(5)	BRL	8	ND(1)	0.3 J	0.4 J	ND(25)		
MW-184 [R]	12/02/2011	3.1	ND(2)	ND(2)	ND(2)	3.1	1310	2.8 J	15	71.5	30.1 J	
	08/07/2012	ND(2)	ND(2)	ND(2)	ND(2)	BRL	714	2.2 J	9.6 J	35.7	ND(50)	
	08/14/2012	ND(1.0)	ND(1.0)	ND(1.0)	ND(1.0)	BRL	354	1.3 J	5.9	17.8	ND(25)	
	08/20/2012	ND(1.0)	ND(1.0)	ND(1.0)	ND(1.0)	BRL	342	1.2 J	6.1	13.9	ND(25)	
	08/28/2012	ND(1.0)	ND(1.0)	ND(1.0)	ND(1.0)	BRL	195	0.95 J	4.6 J	5.3	ND(25)	
	09/11/2012	ND(1.0)	ND(1.0)	ND(1.0)	ND(1.0)	BRL	164	1.4 J	5.2	ND(5.0)	ND(25)	
	10/24/2012	ND(1.0)	ND(1.0)	ND(1.0)	ND(1.0)	BRL	101	0.81 J	3.5 J	2.1 J	ND(25)	
	11/26/2012	ND(1.0)	ND(1.0)	ND(1.0)	ND(1.0)	BRL	130	0.87 J	3.7 J	2.5 J	6.3 J	
	12/17/2012	ND(1.0)	ND(1.0)	ND(1.0)	ND(1.0)	BRL	97.5	0.91 J	3.7 J	1.5 J	ND(25)	
	01/21/2013	ND(1.0)	ND(1.0)	ND(1.0)	ND(1.0)	BRL	82.4	0.81 J	3.4 J	0.77 J	ND(25)	
	02/25/2013	ND(1.0)	ND(1.0)	ND(1.0)	ND(1.0)	BRL	51.9	0.72 J	3 J	ND(5.0)	ND(25)	
	03/29/2013	ND(1.0)	ND(1.0)	ND(1.0)	ND(1.0)	BRL	39.2	0.99 J	3.3 J	0.36 J	ND(25)	
	04/26/2013	ND(1.0)	ND(1.0)	ND(1.0)	ND(1.0)	BRL	26.3	0.8 J	2.9 J	ND(5.0)	ND(25)	
05/21/2013	ND(1.0)	ND(1.0)	ND(1.0)	ND(1.0)	BRL	22.5	0.88 J	3.1 J	0.28 J	ND(25)		
06/17/2013	ND(1.0)	ND(1.0)	ND(1.0)	ND(1.0)	BRL	18.5	0.39 J	1.5 J	ND(5.0)	ND(25)		

TABLE 1

**Summary of Groundwater Analytical Results
Inactive Exxon Facility #28077
14528 Jarrettsville Pike
Phoenix, Maryland**

August 8, 2005 through January 22, 2019

Sample ID	Date	Benzene (µg/L)	Toluene (µg/L)	Ethyl- benzene (µg/L)	Total Xylenes (µg/L)	Total BTEX (µg/L)	MTBE (µg/L)	DIPE (µg/L)	ETBE (µg/L)	TAME (µg/L)	TBA (µg/L)	Comments
MW-184 [R]	07/25/2013	ND(1.0)	ND(1.0)	ND(1.0)	ND(1.0)	BRL	61.4	0.79 J	3.1 J	1.1 J	ND(25)	
	08/20/2013	ND(1.0)	ND(1.0)	ND(1.0)	ND(1.0)	BRL	9.9	0.81 J	2.3 J	ND(5.0)	2.5 J	
	09/25/2013	0.36 J	ND(1.0)	ND(1.0)	ND(1.0)	0.36 J	286	2.7 J	11.1	14.8	140	
	10/17/2013	ND(1.0)	ND(1.0)	ND(1.0)	ND(1.0)	BRL	18.6	0.89 J	3 J	0.35 J	ND(25)	
	11/12/2013	ND(1.0)	ND(1.0)	ND(1.0)	ND(1.0)	BRL	17.2	0.92 J	3.4 J	ND(5.0)	ND(25)	
	12/17/2013	ND(1.0)	ND(1.0)	ND(1.0)	ND(1.0)	BRL	15.7	0.66 J	2.6 J	ND(5.0)	ND(25)	
	01/27/2014	ND(1.0)	ND(1.0)	ND(1.0)	ND(1.0)	BRL	23.5	0.69 J	2.7 J	ND(5.0)	ND(25)	
	02/18/2014	ND(1.0)	ND(1.0)	ND(1.0)	ND(1.0)	BRL	9.3	0.36 J	1.2 J	ND(5.0)	ND(25)	
	03/24/2014	ND(0.50)	ND(1.0)	ND(0.50)	ND(1.0)	BRL	47.8	0.71 J	2.5 J	ND(5.0)	16.6 J	
	04/21/2014	ND(0.50)	ND(1.0)	ND(0.50)	ND(1.0)	BRL	105	1.4 J	5.2	3.2 J	54.0	
	05/19/2014	ND(0.50)	ND(1.0)	ND(0.50)	ND(1.0)	BRL	39.2	0.74 J	2.5 J	0.67 J	ND(25)	
	06/25/2014	ND(0.50)	ND(1.0)	ND(1.0)	ND(1.0)	BRL	40.3	0.74 J	2.6 J	ND(5.0)	ND(25)	
	07/23/2014	ND(0.50)	ND(1.0)	ND(1.0)	ND(1.0)	BRL	46.2	0.63 J	2.4 J	0.91 J	28.6	
	08/21/2014	ND(0.50)	ND(1.0)	ND(1.0)	ND(1.0)	BRL	5.2	ND(2.0)	ND(2.0)	ND(2.0)	ND(10)	
	09/11/2014	ND(0.50)	ND(1.0)	ND(1.0)	ND(1.0)	BRL	17.5	0.52 J	1.6 J	ND(2.0)	ND(10)	
	10/21/2014	ND(0.50)	ND(1.0)	ND(1.0)	ND(1.0)	BRL	25.4	0.60 J	2.0	ND(2.0)	ND(10)	
	11/12/2014	ND(0.50)	ND(1.0)	ND(1.0)	ND(1.0)	BRL	42.2	0.65 J	2.2	0.72 J	ND(10)	
	12/10/2014	ND(0.50)	ND(1.0)	ND(1.0)	ND(1.0)	BRL	16.6	0.60 J	2.0	0.35 J	ND(10)	
	01/14/2015	ND(1)	ND(1)	ND(1)	ND(1)	BRL	23	0.6 J	2	ND(1)	ND(5)	
	02/11/2015	ND(1)	ND(1)	ND(1)	ND(1)	BRL	28	0.6 J	2	0.6 J	ND(5)	
	03/11/2015	ND(1)	ND(1)	ND(1)	ND(1)	BRL	50	ND(1)	1	2	ND(5)	
	04/20/2015	ND(1)	ND(1)	ND(1)	ND(1)	BRL	88	ND(1)	2	2	3 J	
	05/14/2015	ND(1)	ND(1)	ND(1)	ND(1)	BRL	23	ND(1)	1	0.5 J	ND(5)	
	06/10/2015	ND(1)	ND(1)	ND(1)	ND(1)	BRL	15	ND(1)	1	ND(1)	ND(5)	
	07/22/2015	ND(1)	ND(1)	ND(1)	ND(1)	BRL	6	ND(1)	0.8 J	ND(1)	ND(5)	
	08/10/2015	ND(1)	ND(1)	ND(1)	ND(1)	BRL	6	ND(1)	0.9 J	ND(1)	ND(5)	
	09/21/2015	ND(1)	ND(1)	ND(1)	ND(1)	BRL	4	ND(1)	1	ND(1)	ND(20)	
	10/13/2015	ND(1)	ND(1)	ND(1)	ND(1)	BRL	4	ND(1)	1	ND(1)	ND(5)	
	11/23/2015	ND(1)	ND(1)	ND(1)	ND(1)	BRL	3	ND(1)	1	ND(1)	ND(5)	
	12/22/2015	ND(1)	ND(1)	ND(1)	ND(1)	BRL	2	ND(1)	0.9 J	ND(1)	ND(5)	
01/07/2016	ND(1)	ND(1)	ND(1)	ND(1)	BRL	3	ND(1)	1	ND(1)	7		
02/08/2016	ND(1)	ND(1)	ND(1)	ND(1)	BRL	3	ND(1)	0.7 J	ND(1)	2 J		
03/09/2016	ND(1)	ND(1)	ND(1)	ND(1)	BRL	2	ND(1)	0.8 J	ND(1)	ND(5)		
04/21/2016	ND(1)	ND(1)	ND(1)	ND(1)	BRL	4	ND(1)	0.8 J	ND(1)	ND(5)		
05/16/2016	ND(1)	ND(1)	ND(1)	ND(1)	BRL	4	ND(1)	1	ND(1)	ND(5)		

TABLE 1

**Summary of Groundwater Analytical Results
Inactive Exxon Facility #28077
14528 Jarrettsville Pike
Phoenix, Maryland**

August 8, 2005 through January 22, 2019

Sample ID	Date	Benzene (µg/L)	Toluene (µg/L)	Ethyl- benzene (µg/L)	Total Xylenes (µg/L)	Total BTEX (µg/L)	MTBE (µg/L)	DIPE (µg/L)	ETBE (µg/L)	TAME (µg/L)	TBA (µg/L)	Comments
MW-184 [R]	06/16/2016	ND(1)	ND(1)	ND(1)	ND(1)	BRL	3	ND(1)	1	ND(1)	ND(5)	
	07/20/2016	ND(1)	ND(1)	ND(1)	ND(1)	BRL	3	ND(1)	0.9 J	ND(1)	ND(5)	
	08/25/2016	ND(1)	ND(1)	ND(1)	ND(1)	BRL	6	ND(1)	1	ND(1)	ND(5)	
	09/27/2016	ND(1)	ND(1)	ND(1)	ND(1)	BRL	11	0.6 J	2	ND(1)	32	
	10/24/2016	ND(1)	ND(1)	ND(1)	ND(1)	BRL	2	ND(1)	0.8 J	ND(1)	ND(5)	
	11/14/2016	ND(1)	ND(1)	ND(1)	ND(1)	BRL	2	ND(1)	0.8 J	ND(1)	ND(5)	
	12/07/2016	ND(1)	ND(1)	ND(1)	ND(1)	BRL	2	ND(1)	0.9 J	ND(1)	ND(5)	
	01/26/2017	ND(1)	ND(1)	ND(1)	ND(1)	BRL	3	ND(1)	0.7 J	ND(1)	ND(5)	
	02/09/2017	ND(1)	ND(1)	ND(1)	ND(1)	BRL	3	ND(1)	0.8 J	ND(1)	ND(5)	
	03/24/2017	ND(1)	ND(1)	ND(1)	ND(1)	BRL	4	ND(1)	1 J	ND(1)	ND(5)	
	04/10/2017	ND(1)	ND(1)	ND(1)	ND(1)	BRL	9	ND(1)	1	ND(1)	ND(5)	
	05/15/2017	ND(1)	ND(1)	ND(1)	ND(1)	BRL	16	0.5 J	2	ND(1)	ND(5)	
	06/23/2017	ND(1)	ND(1)	ND(1)	ND(1)	BRL	28	0.8 J	2	0.7 J	130	
	07/27/2017	ND(1)	ND(1)	ND(1)	ND(1)	BRL	38	0.7 J	2	1 J	ND(5)	
	08/30/2017	ND(1)	ND(1)	ND(1)	ND(1)	BRL	40	0.9 J	2	1 J	ND(5)	
	09/22/2017	ND(1)	ND(1)	ND(1)	ND(1)	BRL	32	0.6 J	2	0.6 J	ND(20)	
	10/12/2017	ND(1)	ND(1)	ND(1)	ND(1)	BRL	33	0.7 J	2	0.6 J	ND(5)	
	11/29/2017	ND(1)	ND(1)	ND(1)	ND(1)	BRL	85	0.9 J	3	2	ND(5)	
	12/20/2017	ND(1)	ND(1)	ND(1)	ND(1)	BRL	59	0.9 J	3	1	ND(5)	
	01/15/2018	ND(1)	ND(1)	ND(1)	ND(1)	BRL	58	1	3	1	ND(5)	
	02/20/2018	ND(1)	ND(1)	ND(1)	ND(1)	BRL	46	0.7 J	2	1	ND(5)	
	03/09/2018	ND(1)	ND(1)	ND(1)	ND(1)	BRL	43	0.8 J	2	0.9 J	9	
	04/04/2018	ND(1)	ND(1)	ND(1)	ND(1)	BRL	6	ND(1)	0.8 J	1 J	390	
05/18/2018	ND(1)	ND(1)	ND(1)	ND(1)	BRL	ND(1)	ND(1)	1	ND(1)	ND(5)		
06/07/2018	ND(1)	ND(1)	ND(1)	ND(1)	BRL	11	1	5	ND(1)	7		
07/11/2018	ND(1)	ND(1)	ND(1)	ND(1)	BRL	8	0.9 J	2	ND(1)	5 J		
08/14/2018	ND(1)	ND(1)	ND(1)	ND(5)	BRL	5	1	5	ND(1)	78		
09/18/2018	ND(1)	ND(1)	ND(1)	ND(5)	BRL	17	0.5 J	4	0.6 J	ND(25)		
10/16/2018	ND(1)	ND(1)	ND(1)	ND(5)	BRL	0.6 J	ND(1)	ND(1)	ND(1)	ND(25)		
11/19/2018	ND(1)	ND(1)	ND(1)	ND(5)	BRL	0.8 J	ND(1)	0.2 J	ND(1)	ND(25)		
12/20/2018	ND(1)	ND(1)	ND(1)	ND(5)	BRL	3	0.6 J	3	ND(1)	ND(25)		
01/08/2019	ND(1)	ND(1)	ND(1)	ND(5)	BRL	42	0.4 J	1	ND(1)	ND(25)		
MW-184(116-117)	06/13/2012	ND(20)	ND(20)	ND(20)	ND(20)	BRL	3370	11.9 J	46.6 J	206	ND(500)	
	07/17/2012	ND(5.0)	ND(5.0)	ND(5.0)	ND(5.0)	BRL	2510	8.4 J	40.2	197	ND(130)	

TABLE 1

**Summary of Groundwater Analytical Results
Inactive Exxon Facility #28077
14528 Jarrettsville Pike
Phoenix, Maryland**

August 8, 2005 through January 22, 2019

Sample ID	Date	Benzene (µg/L)	Toluene (µg/L)	Ethyl- benzene (µg/L)	Total Xylenes (µg/L)	Total BTEX (µg/L)	MTBE (µg/L)	DIPE (µg/L)	ETBE (µg/L)	TAME (µg/L)	TBA (µg/L)	Comments
MW-184(136-139)	06/13/2012	ND(20)	ND(20)	ND(20)	ND(20)	BRL	2800	10.7 J	40 J	166	ND(500)	
	07/17/2012	ND(2.5)	ND(2.5)	ND(2.5)	ND(2.5)	BRL	2220	7.1 J	34	157	ND(63)	
MW-184(143-147)	06/13/2012	ND(20)	ND(20)	ND(20)	ND(20)	BRL	2860	10.6 J	41 J	172	ND(500)	
	07/17/2012	ND(5.0)	ND(5.0)	ND(5.0)	ND(5.0)	BRL	2180	6.7 J	32.3	142	ND(130)	
MW-184(173-175)	06/13/2012	ND(20)	ND(20)	ND(20)	ND(20)	BRL	2710	8.7 J	34.9 J	151	ND(500)	
	07/17/2012	ND(5.0)	ND(5.0)	ND(5.0)	ND(5.0)	BRL	2410	7 J	33	153	ND(130)	
MW-184(187)	06/13/2012	ND(20)	ND(20)	ND(20)	ND(20)	BRL	2970	9.8 J	38.9 J	165	ND(500)	
	07/17/2012	ND(5.0)	ND(5.0)	ND(5.0)	ND(5.0)	BRL	2450	6.9 J	33.2	158	ND(130)	
MW-184(195)	06/13/2012	ND(10)	ND(10)	ND(10)	ND(10)	BRL	2500	7.9 J	30.5 J	141	ND(250)	
	07/17/2012	ND(5.0)	ND(5.0)	ND(5.0)	ND(5.0)	BRL	2320	6.7 J	34.3	154	ND(130)	
MW-184(240)	06/13/2012	ND(20)	ND(20)	ND(20)	ND(20)	BRL	3340	11.6 J	45.5 J	192	ND(500)	
	07/17/2012	ND(5.0)	ND(5.0)	ND(5.0)	ND(5.0)	BRL	2340	7.6 J	33.7	146	ND(130)	
MW-184(261)	06/13/2012	ND(20)	ND(20)	ND(20)	ND(20)	BRL	2660	9 J	33.9 J	154	ND(500)	
	07/17/2012	ND(5.0)	ND(5.0)	ND(5.0)	ND(5.0)	BRL	2770	7.9 J	36.2	169	ND(130)	
MW-184(275)	06/13/2012	ND(10)	ND(10)	ND(10)	ND(10)	BRL	2580	8.3 J	33.8 J	150	ND(250)	
	07/17/2012	ND(5.0)	ND(5.0)	ND(5.0)	ND(5.0)	BRL	2390	7.4 J	34.1	153	ND(130)	
MW-184(285)	06/13/2012	ND(20)	ND(20)	ND(20)	ND(20)	BRL	3350	11.4 J	45.2 J	186	ND(500)	
	07/17/2012	ND(5.0)	ND(5.0)	ND(5.0)	ND(5.0)	BRL	2190	6.8 J	32.8	161	ND(130)	
MW-184(300)	06/13/2012	ND(20)	ND(20)	ND(20)	ND(20)	BRL	3320	10.9 J	44.4 J	188	ND(500)	
	07/17/2012	ND(5.0)	ND(5.0)	ND(5.0)	ND(5.0)	BRL	2530	6.8 J	33.5	168	ND(130)	
MW-184(HS-D)	12/22/2011	ND(25)	ND(25)	ND(25)	ND(25)	BRL	8010	25 J	97.9 J	437	ND(630)	
	01/26/2012	ND(25)	ND(25)	ND(25)	ND(25)	BRL	7580	17.9 J	81.7 J	397	ND(630)	
	02/22/2012	ND(25)	ND(25)	ND(25)	ND(25)	BRL	5510	13.5 J	65.4 J	407	ND(630)	
	03/21/2012	ND(50)	ND(50)	ND(50)	ND(50)	BRL	5100	ND(250)	70.5 J	341	ND(1300)	
	04/26/2012	ND(10)	ND(10)	ND(10)	ND(10)	BRL	4540	13 J	54.5	246	ND(250)	
	05/29/2012	ND(5.0)	ND(5.0)	ND(5.0)	ND(5.0)	BRL	3250	9.7 J	40.6	189	ND(130)	
MW-184(HS-S)	12/22/2011	ND(20)	ND(20)	ND(20)	ND(20)	BRL	7400	19.5 J	87.2 J	391	ND(500)	
	01/26/2012	ND(10)	ND(10)	ND(10)	ND(10)	BRL	7310	21.5 J	82.6	384	ND(250)	
	02/22/2012	ND(10)	ND(10)	ND(10)	ND(10)	BRL	4530	11.5 J	56.6	348	ND(250)	
	03/21/2012	ND(25)	ND(25)	ND(25)	ND(25)	BRL	4240	17.3 J	60.7 J	286	ND(630)	
	04/26/2012	ND(25)	ND(25)	ND(25)	ND(25)	BRL	4130	12.9 J	53 J	238	ND(630)	
	05/29/2012	ND(5.0)	ND(5.0)	ND(5.0)	ND(5.0)	BRL	3270	9.7 J	39.9	188	ND(130)	

TABLE 1

**Summary of Groundwater Analytical Results
Inactive Exxon Facility #28077
14528 Jarrettsville Pike
Phoenix, Maryland**

August 8, 2005 through January 22, 2019

Sample ID	Date	Benzene (µg/L)	Toluene (µg/L)	Ethyl- benzene (µg/L)	Total Xylenes (µg/L)	Total BTEX (µg/L)	MTBE (µg/L)	DIPE (µg/L)	ETBE (µg/L)	TAME (µg/L)	TBA (µg/L)	Comments
MW-187A [R]	05/09/2014	398	225	ND(25)	325	948	12300	73.8 J	264	1530	ND(1300)	
	05/12/2014	30.8	19.3	0.37 J	25.2	75.7 J	1250	5.2	20.6	121	12.3 J	
	05/19/2014	ND(0.50)	ND(1.0)	ND(0.50)	ND(1.0)	BRL	172	1.0 J	3.6 J	21.9	ND(25)	
	06/23/2014	ND(0.50)	ND(1.0)	ND(1.0)	ND(1.0)	BRL	70.5	0.28 J	1.0 J	5.1	ND(25)	
	07/24/2014	ND(0.50)	ND(1.0)	ND(1.0)	ND(1.0)	BRL	51.8	0.50 J	1.5 J	5.2	ND(25)	
	08/21/2014	ND(0.50)	ND(1.0)	ND(1.0)	ND(1.0)	BRL	ND(1.0)	ND(2.0)	ND(2.0)	ND(2.0)	ND(10)	
	09/23/2014	ND(0.50)	ND(1.0)	ND(1.0)	ND(1.0)	BRL	ND(1.0)	ND(2.0)	ND(2.0)	ND(2.0)	ND(10)	
	10/29/2014	ND(0.50)	ND(1.0)	ND(1.0)	ND(1.0)	BRL	7.2	0.77 J	1.6 J	0.89 J	ND(10)	
	11/14/2014	66.8	20.1	ND(1.0)	40.7	127.6	642	17.6	54.6	299	16.9	
	12/22/2014	1370	2090	98.7	844	4403	6880	138	430	3040	ND(250)	
	01/28/2015	1500	3200	190	1300	6190	5200	180	520	4200	140	
	02/24/2015	710	1100	49	470	2329	3400	120	340	2300	71	
	03/17/2015	640	1100	71	480	2291	3000	99	320	2400	69	
	04/01/2015	3600	7800	790	2400	14590	18000	360	1300	9600	390	
	04/14/2015	2800	9100	820	2500	15220	11000	NA	NA	NA	NA	
	04/27/2015	2100	6100	490	1600	10290	9400	NA	NA	NA	NA	
	04/28/2015	2700	8400	760	2400	14260	11000	NA	NA	NA	NA	
	04/29/2015	2500	7700	640	2100	12940	9500	NA	NA	NA	NA	
	04/30/2015	1700	5500	470	1600	9270	8200	NA	NA	NA	NA	
	05/01/2015	1900	5900	490	1700	9990	8500	NA	NA	NA	NA	
	05/04/2015	2200	7300	630	2200	12330	7700	NA	NA	NA	NA	
	05/05/2015	1800	5700	590	2100	10190	7500	NA	NA	NA	NA	
	05/06/2015	2300	7700	630	2300	12930	8300	NA	NA	NA	NA	
	05/07/2015	2000	7100	560	2100	11760	7400	NA	NA	NA	NA	
	05/14/2015	1900	5000	500	2100	9500	6400	120	370	3100	130	
	05/20/2015	1900	6200	520	2200	10820	5700	110	320	2500	120	
	05/28/2015	1500	5600	460	1800	9360	4300	83	260	2200	110	
	06/04/2015	1900	6900	580	2200	11580	4800	92	290	2600	120	
	06/11/2015	1500	6600	490	1900	10490	4200	82	250	2200	120	
	06/16/2015	1200	5200	520	1700	8620	3800	NA	NA	NA	NA	
06/25/2015	1600	5900	500	1900	9900	5400	99	310	2700	120 J		
07/02/2015	1500	6000	610	2000	10110	4200	84	250	2200	ND(250)		
07/09/2015	7	48	5	22	82	18	ND(1)	1	10	5 J		
07/16/2015	1400	5700	500	1700	9300	3500	75	220	1900	79		
07/20/2015	1600	7400	660	2200	11860	3300	85	250	2200	98		

TABLE 1

**Summary of Groundwater Analytical Results
Inactive Exxon Facility #28077
14528 Jarrettsville Pike
Phoenix, Maryland**

August 8, 2005 through January 22, 2019

Sample ID	Date	Benzene (µg/L)	Toluene (µg/L)	Ethyl- benzene (µg/L)	Total Xylenes (µg/L)	Total BTEX (µg/L)	MTBE (µg/L)	DIPE (µg/L)	ETBE (µg/L)	TAME (µg/L)	TBA (µg/L)	Comments
MW-187A [R]	07/30/2015	1500	6200	540	1800	10040	3500	67 J	190	1800	ND(500)	
	08/06/2015	930	4100	380	1300	6710	2000	46	130	1200	51	
	08/13/2015	1400	5900	480	1800	9580	3200	64	180	1800	63 J	
	09/10/2015	1200	4800	350	1500	7850	3400	64	170	1900	83 J	
	10/13/2015	1300	5000	430	1500	8230	2600	50	120	1500	86 J	
	11/20/2015	1100	4400	440	1500	7440	2600	41 J	110	1200	ND(250)	
	12/31/2015	1100	4700	460	1700	7960	2400	36	86	1100	74 J	
	01/07/2016	1100	4200	430	1600	7330	2200	37	89	1100	60 J	
	02/29/2016	680	3000	320	1100	5100	1300	22	51	580	98	
	03/30/2016	700	3100	310	1100	5210	1400	23	49	550	82 J	
	04/21/2016	530	2600	240	980	4350	1100	16	34	410	48 J	
	04/25/2016	510	2500	120	1100	4230	1200	14	29	440	64	
	05/03/2016	650	3000	220	1300	5170	1200	20	44	500	57	
	05/12/2016	620	3300	370	1300	5590	1200	13 J	36	430	53 J	
	06/24/2016	610	3600	340	1400	5950	1300	19	37	390	51	
	07/26/2016	590	3600	360	1500	6050	1400	15	31	330	75	
	08/25/2016	580	3800	350	1500	6230	1200	10 J	21	250	150	
	09/30/2016	120	810	34	420	1384	1400	5	15	190	80	
	10/17/2016	96	540	45	260	941	1600	5	15	150	110	
	11/30/2016	64	370	41	220	695	1100	5	14	120	630	
	12/16/2016	75	520	51	260	906	820	5	10	130	77	
	01/31/2017	650	3600	330	1700	6280	800	12	20	300	78	
	02/10/2017	630	4200	300	1600	6730	1000	11	22	300	74	
	03/24/2017	3	19	ND(1)	36	58	150	1	2	35	29	
	04/07/2017	220	1100	32	800	2152	900	8	16	210	64	
	05/31/2017	290	2000	41	970	3301	830	5 J	11	140	63	
	06/29/2017	71	370	25	280	746	410	3	6	70	100	
	07/19/2017	65	150	3 J	85	303 J	1000	9	15	200	170	
	08/09/2017	380	2500	170	1200	4250	800	7 J	12	160	38 J	
	09/21/2017	260	1500	43	870	2673	580	5	8	100	33 J	
10/25/2017	310	2800	160	1300	4570	670	6 J	10	140	54		
11/10/2017	320	2900	140	1300	4660	610	6 J	10	120	47 J		
12/28/2017	270	2200	130	1200	3800	600	5	9	120	57		
01/11/2018	ND(10)	10 J	ND(10)	18	28 J	5 J	ND(10)	ND(10)	ND(10)	73		
02/27/2018	170	1400	70	830	2470	590	ND(10)	10	110	53		

TABLE 1

**Summary of Groundwater Analytical Results
Inactive Exxon Facility #28077
14528 Jarrettsville Pike
Phoenix, Maryland**

August 8, 2005 through January 22, 2019

Sample ID	Date	Benzene (µg/L)	Toluene (µg/L)	Ethyl- benzene (µg/L)	Total Xylenes (µg/L)	Total BTEX (µg/L)	MTBE (µg/L)	DIPE (µg/L)	ETBE (µg/L)	TAME (µg/L)	TBA (µg/L)	Comments
MW-187A [R]	03/13/2018	230	1900	78	1000	3208	590	6 J	8 J	110	58	
	04/06/2018	180	1800	56	950	2986	540	ND(10)	7 J	110	68	
	05/23/2018	1	22	0.7 J	33	57 J	12	ND(1)	ND(1)	7	16	
	06/14/2018	10	48	2	40	100	91	1	1	20	8	
	07/12/2018	5	8	ND(1)	15	28	110	1 J	2	23	13	
	08/23/2018	5	38	3	67	113	360	4	6	95	100	
	09/13/2018	19	64	6	69	158	420	5 J	8	110	150	
	10/16/2018	18	100	4	61	183	430	5	9	140	150	
	11/27/2018	210	1900	120	990	3220	320	3 J	5 J	60	ND(250)	
	12/31/2018	200	730	58	840	1828	280	2 J	4 J	74	ND(130)	
01/18/2019	260	2100	190	1300	3850	250	ND(20)	ND(20)	ND(20)	ND(500)		
MW-187B [R]	05/19/2014	75.0	21.2	4.5	13.4	114.1	9840	25.0	97.7	499 J	486	
	06/23/2014	34.3	5.7 J	ND(10)	ND(10)	40.0 J	7990	16.9 J	65.7	343	200 J	
	07/11/2014	51.1	15.2 J	ND(50)	ND(50)	66.3 J	9580	19.2 J	75.5 J	405	ND(1300)	
	07/24/2014	48.3	13.0 J	ND(50)	11.7 J	73.0 J	8600	21.2 J	76.6 J	405	342 J	
	08/21/2014	6.1	2.3	ND(1.0)	1.3	9.7	1450	4.2	14.6	66.3	36.8	
	09/23/2014	1.6	0.58 J	ND(1.0)	ND(1.0)	2.2 J	563	1.7 J	5.4	23.2	ND(10)	
	11/05/2014	ND(25)	ND(50)	ND(50)	ND(50)	BRL	5850	ND(100)	38.6 J	184	ND(500)	
	12/11/2014	24.7 J	ND(50)	ND(50)	ND(50)	24.7 J	9900	23.7 J	97.0 J	646	ND(500)	
	01/28/2015	28	2	ND(1)	ND(1)	30	7800	30	90	660	390	
	02/24/2015	29	2	ND(1)	ND(1)	31	7500	39	130	650	380	
	03/17/2015	17	ND(5)	ND(5)	ND(5)	17	6000	23	85	620	690	
	04/27/2015	14	2	ND(1)	ND(1)	16	6000	23	90	570	490	
	05/14/2015	7	2	ND(1)	ND(1)	9	5400	12	50	330	400	
	06/17/2015	ND(5)	ND(5)	ND(5)	ND(5)	BRL	5800	12	46	320	390	
	07/20/2015	1 J	0.5 J	ND(1)	ND(1)	2 J	6900	15	59	350	380	
	08/13/2015	ND(5)	ND(5)	ND(5)	ND(5)	BRL	9200	21	79	520	340	
	09/10/2015	5 J	13	ND(10)	ND(10)	18 J	8000	13	50	390	490	
	10/13/2015	2	ND(1)	ND(1)	ND(1)	2	9300	26	93	570	290	
	11/20/2015	3	ND(2)	ND(2)	ND(2)	3	6700	21	80	390	460	
	12/31/2015	ND(10)	ND(10)	ND(10)	ND(10)	BRL	7800	17	64	480	370	
01/07/2016	0.6 J	ND(1)	ND(1)	ND(1)	0.6 J	7600	20	73	450	470		
02/29/2016	ND(5)	ND(5)	ND(5)	ND(5)	BRL	4400	10	40	280	470		
03/30/2016	18	0.6 J	0.9 J	0.5 J	20 J	8200	24	83	490	390		
04/25/2016	480	1700	87	850	3117	1300	17 J	37	450	72 J		

TABLE 1

**Summary of Groundwater Analytical Results
Inactive Exxon Facility #28077
14528 Jarrettsville Pike
Phoenix, Maryland**

August 8, 2005 through January 22, 2019

Sample ID	Date	Benzene (µg/L)	Toluene (µg/L)	Ethyl- benzene (µg/L)	Total Xylenes (µg/L)	Total BTEX (µg/L)	MTBE (µg/L)	DIPE (µg/L)	ETBE (µg/L)	TAME (µg/L)	TBA (µg/L)	Comments
MW-187B [R]	05/12/2016	520	2700	270	1000	4490	1100	15 J	34	400	82 J	
	06/24/2016	670	3300	250	1200	5420	1500	19	39	410	53	
	07/26/2016	560	3200	280	1300	5340	1200	13	28	340	66	
	08/25/2016	500	3500	270	1300	5570	1200	10 J	21	250	130	
	09/30/2016	ND(2)	ND(2)	ND(2)	ND(2)	BRL	2100	3	13	120	670	
	10/17/2016	ND(10)	ND(10)	ND(10)	ND(10)	BRL	2200	ND(10)	16	110	880	
	11/30/2016	1 J	7	ND(2)	7	15 J	2200	5	19	150	900	
	12/16/2016	1300	6400	180	2200	10080	2100	26	48	720	230	
	01/31/2017	510	3100	190	1300	5100	1100	10	21	270	140	
	02/10/2017	500	3000	170	1200	4870	1100	10	21	270	120	
	03/24/2017	1	15	1	23	40	11	ND(1)	ND(1)	2	ND(5)	
	04/07/2017	180	730	23	690	1623	900	8	12	200	63	
	05/31/2017	270	1600	38	820	2728	810	6	11	140	58	
	06/29/2017	2	15	0.6 J	90	108 J	500	1	5	32	66	
	07/19/2017	1 J	2	ND(1)	5	8 J	280	0.7 J	3	25	35	
	08/09/2017	1	8	0.7 J	8	18 J	130	0.6 J	2	8	6	
	09/21/2017	3	14	ND(1)	13	30	6	ND(1)	ND(1)	1	11 J	
	10/25/2017	ND(1)	2	ND(1)	4	6	30	ND(1)	ND(1)	2	8	
	11/10/2017	ND(1)	0.7 J	ND(1)	4	5 J	230	1	4	12	28	
	12/29/2017	ND(1)	ND(1)	ND(1)	0.7 J	0.7 J	210	1	4	10	ND(20)	
	01/11/2018	ND(1)	ND(1)	ND(1)	0.8 J	0.8 J	130	1	3	6	ND(5)	
	02/27/2018	ND(1)	0.6 J	ND(1)	0.6 J	1.2 J	14	ND(1)	0.7 J	2	2 J	
	03/13/2018	ND(1)	0.6 J	ND(1)	ND(1)	0.6 J	14	ND(1)	0.6 J	2	ND(5)	
	04/06/2018	ND(1)	0.8 J	ND(1)	ND(1)	0.8 J	130	1 J	3	5	ND(5)	
	05/21/2018	ND(1)	0.9 J	ND(1)	ND(1)	0.9 J	20	ND(1)	0.6 J	2	5	
	06/14/2018	ND(1)	0.9 J	ND(1)	ND(1)	0.9 J	24	ND(1)	0.7 J	ND(1)	3 J	
	07/12/2018	ND(1)	2	ND(1)	ND(1)	2	12	ND(1)	ND(1)	0.7 J	5 J	
	08/23/2018	0.3 J	0.7 J	ND(1)	ND(5)	1.0 J	4	ND(1)	0.2 J	0.6 J	ND(25)	
	09/13/2018	ND(1)	0.6 J	ND(1)	ND(5)	0.6 J	5	ND(1)	0.2 J	0.6 J	11 J	
	10/16/2018	ND(1)	0.4 J	ND(1)	ND(5)	0.4 J	3	ND(1)	ND(1)	0.4 J	ND(25)	
11/27/2018	ND(1)	ND(1)	ND(1)	ND(5)	BRL	320	2	6	16	160		
12/31/2018	ND(1)	ND(1)	ND(1)	ND(5)	BRL	130	0.4 J	1	7	100		
01/18/2019	ND(1)	ND(1)	ND(1)	ND(5)	BRL	150	1	3	5	88		
MW-187B(65-69)	10/31/2014	49.3	1.8	0.49 J	2.3	53.9 J	8750	20.0	77.5	327	226	
MW-187B(91)	10/31/2014	44.5	1.6	ND(1.0)	1.6	47.7	8470	17.6	68.5	314	212	

TABLE 1

**Summary of Groundwater Analytical Results
Inactive Exxon Facility #28077
14528 Jarrettsville Pike
Phoenix, Maryland**

August 8, 2005 through January 22, 2019

Sample ID	Date	Benzene (µg/L)	Toluene (µg/L)	Ethyl- benzene (µg/L)	Total Xylenes (µg/L)	Total BTEX (µg/L)	MTBE (µg/L)	DIPE (µg/L)	ETBE (µg/L)	TAME (µg/L)	TBA (µg/L)	Comments
MW-187B(120-125)	10/31/2014	38.5	1.6	ND(1.0)	1.1	41.2	8310	19.4	74.0	310	249	
MW-187C	05/19/2014	0.81	1.1	0.55	3.4	5.9	40.5	ND(2.0)	0.86 J	3.1 J	38.8	
	11/30/2018	ND(1)	ND(1)	ND(1)	ND(5)	BRL	240	0.7 J	3	11	30	
	12/31/2018	ND(1)	ND(1)	ND(1)	ND(5)	BRL	540	1	6	25	ND(25)	
	01/18/2019	ND(1)	ND(1)	ND(1)	ND(5)	BRL	590	2	7	26	ND(25)	
MW-187C(146)	11/03/2014	ND(0.50)	ND(1.0)	ND(1.0)	ND(1.0)	BRL	191	0.76 J	2.2	9.4	89.6	
	12/22/2014	ND(0.50)	ND(1.0)	ND(1.0)	ND(1.0)	BRL	135	0.54 J	2.1	5.3	56.2	
	01/29/2015	ND(1)	ND(1)	ND(1)	ND(1)	BRL	110	ND(1)	2	6	47	
MW-187C(211)	11/03/2014	ND(0.50)	ND(1.0)	ND(1.0)	ND(1.0)	BRL	192	0.75 J	2.2	9.5	92.3	
	12/22/2014	ND(0.50)	ND(1.0)	ND(1.0)	ND(1.0)	BRL	144	0.53 J	2.1	5.7	58.9	
	01/29/2015	ND(1)	ND(1)	ND(1)	ND(1)	BRL	140	0.5 J	2	7	67	
MW-187C(265)	11/03/2014	ND(0.50)	1.4	ND(1.0)	ND(1.0)	1.4	170	0.65 J	1.9 J	8.0	76.2	
	12/22/2014	ND(0.50)	ND(1.0)	ND(1.0)	ND(1.0)	BRL	164	0.44 J	1.8 J	6.4	59.7	
	01/29/2015	ND(1)	ND(1)	ND(1)	ND(1)	BRL	130	ND(1)	2	6	62	
MW-187C(291)	11/03/2014	ND(0.50)	1.3	ND(1.0)	ND(1.0)	1.3	167	0.63 J	1.8 J	8.2	74.3	
	12/22/2014	ND(0.50)	ND(1.0)	ND(1.0)	ND(1.0)	BRL	163	0.46 J	2.0	6.2	60.5	
	01/29/2015	ND(1)	ND(1)	ND(1)	ND(1)	BRL	130	ND(1)	2	6	62	
MW-187C(HS-S)	06/11/2014	0.96	0.41 J	ND(1.0)	ND(1.0)	1.37 J	171	0.60 J	2.5 J	10.2	77.2	
	07/11/2014	1.2	0.39 J	ND(1.0)	0.93 J	2.5 J	222	0.78 J	3.1 J	11.2	57.6	
	08/19/2014	1.5	ND(1.0)	ND(1.0)	ND(1.0)	1.5	214	0.86 J	3.5	13.0	65.8	
	09/11/2014	1.4	1.3	ND(1.0)	ND(1.0)	2.7	190	0.92 J	3.3	10.9	75.9	
	10/20/2014	ND(0.50)	ND(1.0)	ND(1.0)	ND(1.0)	BRL	199	0.87 J	2.4	9.7	97.2	
	11/19/2014	ND(0.50)	ND(1.0)	ND(1.0)	ND(1.0)	BRL	160	0.50 J	2.3	8.2	85.0	
	12/15/2014	ND(0.50)	ND(1.0)	ND(1.0)	ND(1.0)	BRL	173	0.76 J	2.9	8.4	84.0	
	01/28/2015	ND(1)	ND(1)	ND(1)	ND(1)	BRL	140	0.5 J	2	7	66	
	02/24/2015	ND(1)	ND(1)	ND(1)	ND(1)	BRL	140	0.6 J	2	6	46	
	03/17/2015	ND(1)	ND(1)	ND(1)	ND(1)	BRL	120	0.5 J	2	6	67	
	04/27/2015	ND(1)	ND(1)	ND(1)	ND(1)	BRL	140	ND(1)	2	6	33	
	05/20/2015	ND(1)	ND(1)	ND(1)	ND(1)	BRL	140	ND(1)	2	6	38	
	06/18/2015	ND(1)	ND(1)	ND(1)	ND(1)	BRL	150	ND(1)	2	7	42	
	07/20/2015	ND(1)	ND(1)	ND(1)	ND(1)	BRL	140	ND(1)	2	6	34	
	08/13/2015	ND(1)	ND(1)	ND(1)	ND(1)	BRL	130	ND(1)	2	6	37	
09/29/2015	ND(1)	ND(1)	ND(1)	ND(1)	BRL	120	ND(1)	1 J	4	24		
10/30/2015	ND(1)	ND(1)	ND(1)	ND(1)	BRL	110	ND(1)	1	5	43		

TABLE 1

**Summary of Groundwater Analytical Results
Inactive Exxon Facility #28077
14528 Jarrettsville Pike
Phoenix, Maryland**

August 8, 2005 through January 22, 2019

Sample ID	Date	Benzene (µg/L)	Toluene (µg/L)	Ethyl- benzene (µg/L)	Total Xylenes (µg/L)	Total BTEX (µg/L)	MTBE (µg/L)	DIPE (µg/L)	ETBE (µg/L)	TAME (µg/L)	TBA (µg/L)	Comments	
MW-187C(HS-S)	11/24/2015	ND(1)	ND(1)	ND(1)	ND(1)	BRL	140	ND(1)	2	6	33		
	12/31/2015	ND(1)	ND(1)	ND(1)	ND(1)	BRL	110	ND(1)	1	4	14		
	01/29/2016	ND(1)	ND(1)	ND(1)	ND(1)	BRL	120	ND(1)	2	6	36		
	02/29/2016	ND(1)	ND(1)	ND(1)	ND(1)	BRL	120	ND(1)	2	6	38		
	03/30/2016	ND(1)	ND(1)	ND(1)	ND(1)	BRL	140	0.6 J	2	7	24		
	04/25/2016	ND(1)	ND(1)	ND(1)	ND(1)	BRL	120	ND(1)	2	6	37		
	05/26/2016	ND(1)	ND(1)	ND(1)	ND(1)	BRL	140	ND(1)	2	7	34		
	06/24/2016	ND(1)	ND(1)	ND(1)	ND(1)	BRL	110	ND(1)	1	5	41		
	07/27/2016	ND(1)	ND(1)	ND(1)	ND(1)	BRL	120	ND(1)	2	4	12		
	08/31/2016	ND(1)	ND(1)	ND(1)	ND(1)	BRL	130	ND(1)	2	5	22		
	09/30/2016	ND(1)	ND(1)	ND(1)	ND(1)	BRL	130	ND(1)	1	4	35		
	10/17/2016	ND(1)	ND(1)	ND(1)	ND(1)	BRL	120	ND(1)	1	5	36		
	11/30/2016	ND(1)	ND(1)	ND(1)	ND(1)	BRL	110	ND(1)	1	6	41		
	12/16/2016	ND(1)	ND(1)	ND(1)	ND(1)	BRL	95	ND(1)	1	4	23		
	01/31/2017	ND(1)	ND(1)	ND(1)	ND(1)	BRL	130	ND(1)	2	6	33		
	02/28/2017	ND(1)	ND(1)	ND(1)	ND(1)	BRL	6	ND(1)	ND(1)	ND(1)	ND(5)		
	03/31/2017	ND(1)	ND(1)	ND(1)	ND(1)	BRL	100	ND(1)	1	5	33		
	04/28/2017	ND(1)	ND(1)	ND(1)	ND(1)	BRL	98	ND(1)	1	4	31		
	05/31/2017	ND(1)	ND(1)	ND(1)	ND(1)	BRL	100	ND(1)	1	4	32		
	06/29/2017	ND(1)	ND(1)	ND(1)	ND(1)	BRL	120	ND(1)	1	5	27		
	07/19/2017	ND(1)	ND(1)	ND(1)	ND(1)	BRL	110	ND(1)	1	5	27		
	08/09/2017	ND(1)	ND(1)	ND(1)	ND(1)	BRL	110	ND(1)	1	5	23		
	09/21/2017	ND(1)	ND(1)	ND(1)	ND(1)	BRL	95	ND(1)	1 J	4	22		
	10/25/2017	ND(1)	ND(1)	ND(1)	ND(1)	BRL	110	ND(1)	1	5	31		
	11/10/2017	ND(1)	ND(1)	ND(1)	ND(1)	BRL	99	ND(1)	1	4	28		
	12/28/2017	ND(1)	ND(1)	ND(1)	ND(1)	BRL	89	ND(1)	1	4	24		
	01/11/2018	0.7 J	ND(1)	ND(1)	ND(1)	ND(1)	0.7 J	97	ND(1)	1	4	24	
	02/27/2018	ND(1)	ND(1)	ND(1)	ND(1)	ND(1)	BRL	100	ND(1)	2	4	13	
	03/13/2018	ND(1)	ND(1)	ND(1)	ND(1)	ND(1)	BRL	88	ND(1)	1	4	21	
	04/06/2018	ND(1)	ND(1)	ND(1)	ND(1)	ND(1)	BRL	91	ND(1)	1	4	20	
05/21/2018	ND(1)	ND(1)	ND(1)	ND(1)	ND(1)	BRL	110	ND(1)	1	5	19		
06/14/2018	ND(1)	ND(1)	ND(1)	ND(1)	ND(1)	BRL	100	ND(1)	1	4	ND(5)		
07/12/2018	ND(1)	ND(1)	ND(1)	ND(1)	ND(1)	BRL	88	ND(1)	1	4	11		
08/23/2018	ND(1)	ND(1)	ND(1)	ND(1)	ND(5)	BRL	87	0.3 J	1	4	ND(25)		
09/27/2018	0.2 J	ND(1)	ND(1)	ND(1)	ND(5)	0.2 J	89	0.2 J	1	4	22 J		

TABLE 1

**Summary of Groundwater Analytical Results
Inactive Exxon Facility #28077
14528 Jarrettsville Pike
Phoenix, Maryland**

August 8, 2005 through January 22, 2019

Sample ID	Date	Benzene (µg/L)	Toluene (µg/L)	Ethyl- benzene (µg/L)	Total Xylenes (µg/L)	Total BTEX (µg/L)	MTBE (µg/L)	DIPE (µg/L)	ETBE (µg/L)	TAME (µg/L)	TBA (µg/L)	Comments
MW-187C(HS-S)	10/16/2018	ND(1)	ND(1)	ND(1)	ND(5)	BRL	76	0.2 J	1	3	ND(25)	
MW-187C(HS-D)	06/11/2014	0.99	0.40 J	ND(1.0)	ND(1.0)	1.39 J	163	0.57 J	2.4 J	9.7	77.3	
	07/14/2014	1.6	0.60 J	ND(1.0)	ND(1.0)	2.2 J	196	0.81 J	3.2 J	13.6	85.8	
	08/19/2014	1.4	ND(1.0)	ND(1.0)	ND(1.0)	1.4	206	0.77 J	3.3	11.9	61.7	
	09/11/2014	1.4	1.2	ND(1.0)	ND(1.0)	2.6	189	0.87 J	3.1	9.6	77.8	
	10/20/2014	0.34 J	3.4	ND(1.0)	ND(1.0)	3.7 J	180	0.76 J	2.1	9.0	79.4	
	11/19/2014	ND(0.50)	ND(1.0)	ND(1.0)	ND(1.0)	BRL	154	0.44 J	2.1	7.7	72.3	
	12/15/2014	ND(0.50)	ND(1.0)	ND(1.0)	ND(1.0)	BRL	158	0.69 J	2.6	7.7	76.2	
	01/28/2015	ND(1)	ND(1)	ND(1)	ND(1)	BRL	140	ND(1)	2	7	68	
	02/24/2015	ND(1)	ND(1)	ND(1)	ND(1)	BRL	140	0.5 J	2	6	60	
	03/17/2015	ND(1)	ND(1)	ND(1)	ND(1)	BRL	110	ND(1)	2	6	60	
	04/27/2015	ND(1)	ND(1)	ND(1)	ND(1)	BRL	130	ND(1)	2	6	60	
	05/20/2015	ND(1)	ND(1)	ND(1)	ND(1)	BRL	120	ND(1)	2	5	53	
	06/18/2015	ND(1)	ND(1)	ND(1)	ND(1)	BRL	120	ND(1)	2	6	52	
	07/20/2015	ND(1)	ND(1)	ND(1)	ND(1)	BRL	130	ND(1)	2	5	47	
	08/13/2015	ND(1)	ND(1)	ND(1)	ND(1)	BRL	120	ND(1)	2	5	43	
	09/29/2015	ND(1)	ND(1)	ND(1)	ND(1)	BRL	140	ND(1)	1	4	34	
	10/30/2015	ND(1)	ND(1)	ND(1)	ND(1)	BRL	120	ND(1)	1	5	47	
	11/24/2015	ND(1)	ND(1)	ND(1)	ND(1)	BRL	130	ND(1)	2	5	38	
	12/31/2015	ND(1)	ND(1)	ND(1)	ND(1)	BRL	110	ND(1)	1	4	14	
	01/29/2016	ND(1)	ND(1)	ND(1)	ND(1)	BRL	120	ND(1)	2	6	32	
	02/29/2016	ND(1)	ND(1)	ND(1)	ND(1)	BRL	99	ND(1)	1	5	41	
	03/30/2016	ND(1)	ND(1)	ND(1)	ND(1)	BRL	110	ND(1)	2	5	35	
	04/25/2016	ND(1)	ND(1)	ND(1)	ND(1)	BRL	93	ND(1)	1	5	34	
	05/26/2016	ND(1)	ND(1)	ND(1)	ND(1)	BRL	110	ND(1)	1	5	39	
	06/24/2016	ND(1)	ND(1)	ND(1)	ND(1)	BRL	95	ND(1)	1	4	24	
07/27/2016	ND(1)	ND(1)	ND(1)	ND(1)	BRL	110	ND(1)	1	4	13		
08/31/2016	ND(1)	ND(1)	ND(1)	ND(1)	BRL	110	ND(1)	1	4	22		
09/30/2016	ND(1)	ND(1)	ND(1)	ND(1)	BRL	96	ND(1)	1	4	17 J		
10/17/2016	ND(1)	ND(1)	ND(1)	ND(1)	BRL	99	ND(1)	1	4	23		
11/30/2016	ND(1)	ND(1)	ND(1)	ND(1)	BRL	95	ND(1)	1	5	26		
12/16/2016	ND(1)	ND(1)	ND(1)	ND(1)	BRL	89	ND(1)	1	4	29		
01/31/2017	ND(1)	ND(1)	ND(1)	ND(1)	BRL	110	ND(1)	1	5	31		
02/28/2017	ND(1)	ND(1)	ND(1)	ND(1)	BRL	6	ND(1)	ND(1)	ND(1)	ND(5)		
03/31/2017	ND(1)	ND(1)	ND(1)	ND(1)	BRL	73	ND(1)	0.9 J	4	33		

TABLE 1

**Summary of Groundwater Analytical Results
Inactive Exxon Facility #28077
14528 Jarrettsville Pike
Phoenix, Maryland**

August 8, 2005 through January 22, 2019

Sample ID	Date	Benzene (µg/L)	Toluene (µg/L)	Ethyl- benzene (µg/L)	Total Xylenes (µg/L)	Total BTEX (µg/L)	MTBE (µg/L)	DIPE (µg/L)	ETBE (µg/L)	TAME (µg/L)	TBA (µg/L)	Comments
MW-187C(HS-D)	04/28/2017	ND(1)	ND(1)	ND(1)	ND(1)	BRL	76	ND(1)	0.8 J	3	32	
	05/31/2017	ND(1)	ND(1)	ND(1)	ND(1)	BRL	84	ND(1)	0.9 J	3	29	
	06/29/2017	ND(1)	ND(1)	ND(1)	ND(1)	BRL	94	ND(1)	0.9 J	4	23	
	07/19/2017	ND(1)	ND(1)	ND(1)	ND(1)	BRL	81	ND(1)	1 J	4	21	
	08/09/2017	ND(1)	ND(1)	ND(1)	ND(1)	BRL	89	ND(1)	1	4	28	
	09/21/2017	ND(1)	ND(1)	ND(1)	ND(1)	BRL	81	ND(1)	1 J	3	23	
	10/25/2017	ND(1)	ND(1)	ND(1)	ND(1)	BRL	90	ND(1)	1	4	23	
	11/10/2017	ND(1)	ND(1)	ND(1)	ND(1)	BRL	74	ND(1)	1 J	3	30	
	12/28/2017	ND(1)	ND(1)	ND(1)	ND(1)	BRL	89	ND(1)	1	4	24	
	01/11/2018	ND(1)	ND(1)	ND(1)	ND(1)	BRL	84	ND(1)	1	4	25	
	02/27/2018	1	ND(1)	ND(1)	ND(1)	1	120	0.5 J	2	6	21	
	03/13/2018	ND(1)	ND(1)	ND(1)	ND(1)	BRL	70	ND(1)	0.9 J	3	27	
	04/06/2018	ND(1)	ND(1)	ND(1)	ND(1)	BRL	67	ND(1)	0.8 J	3	27	
	05/21/2018	ND(1)	ND(1)	ND(1)	ND(1)	BRL	87	ND(1)	1	4	25	
	06/14/2018	ND(1)	ND(1)	ND(1)	ND(1)	BRL	76	ND(1)	0.9 J	3	22	
	07/12/2018	ND(1)	ND(1)	ND(1)	ND(1)	BRL	74	ND(1)	0.9 J	3	22	
08/23/2018	ND(1)	ND(1)	ND(1)	ND(5)	BRL	67	0.2 J	0.9 J	3	34		
09/27/2018	ND(1)	ND(1)	ND(1)	ND(5)	BRL	74	0.2 J	0.9 J	4	25		
10/16/2018	ND(1)	ND(1)	ND(1)	ND(5)	BRL	63	0.2 J	0.9 J	3	19 J		
MW-188D(141.5)	12/31/2018	ND(1)	ND(1)	ND(1)	ND(5)	BRL	0.3 J	ND(1)	ND(1)	ND(1)	ND(25)	
MW-188D(201)	12/31/2018	ND(1)	ND(1)	ND(1)	ND(5)	BRL	0.3 J	ND(1)	ND(1)	ND(1)	ND(25)	
MW-188D(212.5)	12/31/2018	ND(1)	ND(1)	ND(1)	ND(5)	BRL	0.2 J	ND(1)	ND(1)	ND(1)	ND(25)	
MW-188D(221)	12/31/2018	ND(1)	ND(1)	ND(1)	ND(5)	BRL	1	ND(1)	ND(1)	ND(1)	ND(25)	
MW-188D(228.5)	12/31/2018	0.3 J	ND(1)	ND(1)	ND(5)	0.3 J	1	ND(1)	ND(1)	ND(1)	ND(25)	
MW-188D(239)	12/31/2018	0.3 J	ND(1)	ND(1)	ND(5)	0.3 J	1	ND(1)	ND(1)	ND(1)	ND(25)	
MW-188D(279.5)	12/31/2018	ND(1)	ND(1)	ND(1)	ND(5)	BRL	0.9 J	ND(1)	ND(1)	ND(1)	ND(25)	
MW-188D(306.5)	12/31/2018	0.2 J	ND(1)	ND(1)	ND(5)	0.2 J	0.9 J	ND(1)	ND(1)	ND(1)	ND(25)	
MW-188D(344)	12/31/2018	ND(1)	ND(1)	ND(1)	ND(5)	BRL	0.4 J	ND(1)	ND(1)	ND(1)	ND(25)	
MW-188D(387)	12/31/2018	ND(1)	ND(1)	ND(1)	ND(5)	BRL	0.4 J	ND(1)	ND(1)	ND(1)	ND(25)	
MW-188D(396)	12/31/2018	ND(1)	ND(1)	ND(1)	ND(5)	BRL	0.4 J	ND(1)	ND(1)	ND(1)	ND(25)	
MW-188D(AP)	08/19/2013	0.89 J	0.53 J	ND(1.0)	1.1	2.5 J	32.6	ND(5.0)	0.51 J	2.2 J	ND(25)	
	08/26/2013	ND(1.0)	ND(1.0)	ND(1.0)	ND(1.0)	BRL	0.28 J	ND(5.0)	ND(5.0)	ND(5.0)	ND(25)	
	11/11/2013	ND(1.0)	155	ND(1.0)	ND(1.0)	155	29.9	ND(5.0)	0.60 J	2.5 J	ND(25)	

TABLE 1

**Summary of Groundwater Analytical Results
Inactive Exxon Facility #28077
14528 Jarrettsville Pike
Phoenix, Maryland**

August 8, 2005 through January 22, 2019

Sample ID	Date	Benzene (µg/L)	Toluene (µg/L)	Ethyl- benzene (µg/L)	Total Xylenes (µg/L)	Total BTEX (µg/L)	MTBE (µg/L)	DIPE (µg/L)	ETBE (µg/L)	TAME (µg/L)	TBA (µg/L)	Comments
MW-188D(AP)	12/09/2013	ND(1.0)	10.7	ND(1.0)	ND(1.0)	10.7	1.5	ND(5.0)	ND(5.0)	ND(5.0)	ND(25)	
	01/13/2014	ND(1.0)	0.49 J	ND(1.0)	ND(1.0)	0.49 J	1.6	ND(5.0)	ND(5.0)	ND(5.0)	ND(25)	
	02/12/2014	ND(1.0)	0.97 J	ND(1.0)	ND(1.0)	0.97 J	1.8	ND(5.0)	ND(5.0)	ND(5.0)	ND(25)	
	03/11/2014	ND(1.0)	1.0	ND(1.0)	ND(1.0)	1.0	1.9	ND(5.0)	ND(5.0)	ND(5.0)	ND(25)	
	04/08/2014	ND(0.50)	0.97 J	ND(0.50)	ND(1.0)	0.97 J	1.8	ND(2.0)	ND(5.0)	ND(5.0)	ND(25)	
	05/14/2014	ND(0.50)	31.1	ND(0.50)	ND(1.0)	31.1	10.8	ND(2.0)	ND(5.0)	0.90 J	ND(25)	
	06/09/2014	ND(0.50)	27.3	ND(1.0)	ND(1.0)	27.3	10.9	ND(2.0)	ND(5.0)	0.70 J	ND(25)	
	07/23/2014	ND(0.50)	26.3	ND(1.0)	ND(1.0)	26.3	9.7	ND(2.0)	ND(5.0)	0.78 J	9.8 J	
	08/19/2014	ND(0.50)	23.8	ND(1.0)	ND(1.0)	23.8	10.9	ND(2.0)	ND(2.0)	0.61 J	ND(10)	
	09/10/2014	ND(0.50)	20.3	ND(1.0)	ND(1.0)	20.3	8.8	ND(2.0)	ND(2.0)	0.39 J	ND(10)	
	10/15/2014	ND(0.50)	12.9	ND(1.0)	ND(1.0)	12.9	9.3	ND(2.0)	ND(2.0)	0.72 J	5.2 J	
	11/25/2014	ND(0.50)	23.1	ND(1.0)	ND(1.0)	23.1	9.9	ND(2.0)	ND(2.0)	0.61 J	5.7 J	
	12/23/2014	ND(0.50)	13.5	ND(1.0)	ND(1.0)	13.5	9.4	ND(2.0)	ND(2.0)	0.63 J	6.6 J	
	01/30/2015	ND(1)	21	ND(1)	ND(1)	21	6	ND(1)	ND(1)	ND(1)	7	
	02/25/2015	ND(1)	24	ND(1)	ND(1)	24	5	ND(1)	ND(1)	ND(1)	5	
	03/16/2015	ND(1)	22	ND(1)	ND(1)	22	5	ND(1)	ND(1)	ND(1)	3 J	
	04/28/2015	ND(1)	18	ND(1)	ND(1)	18	5	ND(1)	ND(1)	ND(1)	5	
	05/21/2015	ND(1)	16	ND(1)	ND(1)	16	5	ND(1)	ND(1)	ND(1)	5	
	06/22/2015	ND(1)	10	ND(1)	ND(1)	10	5	ND(1)	ND(1)	ND(1)	6	
	07/29/2015	ND(1)	8	ND(1)	ND(1)	8	5	ND(1)	ND(1)	ND(1)	5 J	
	08/13/2015	ND(1)	8	ND(1)	ND(1)	8	6	ND(1)	ND(1)	ND(1)	5 J	
	09/29/2015	ND(1)	6	ND(1)	ND(1)	6	4	ND(1)	ND(1)	ND(1)	5 J	
	10/26/2015	ND(1)	4	ND(1)	ND(1)	4	5	ND(1)	ND(1)	ND(1)	6	
	11/18/2015	ND(1)	4	ND(1)	ND(1)	4	6	ND(1)	ND(1)	ND(1)	6	
	12/31/2015	ND(1)	1	ND(1)	0.8 J	2 J	20	ND(1)	ND(1)	2	11	
	01/29/2016	ND(1)	1	ND(1)	1	2	20	ND(1)	ND(1)	1	8	
	02/26/2016	ND(1)	2	ND(1)	ND(1)	2	5	ND(1)	ND(1)	ND(1)	4 J	
	03/22/2016	ND(1)	1	ND(1)	0.6 J	2 J	18	ND(1)	ND(1)	1	8	
	04/29/2016	ND(1)	1	ND(1)	0.6 J	2 J	21	ND(1)	ND(1)	1	9	
	05/26/2016	ND(1)	1	ND(1)	1	2	22	ND(1)	ND(1)	2	7	
06/27/2016	ND(1)	1	ND(1)	0.6 J	2 J	22	ND(1)	ND(1)	2	8		
07/25/2016	ND(1)	1	ND(1)	1	2	22	ND(1)	ND(1)	1	8		
08/23/2016	ND(1)	2	ND(1)	1	3	23	ND(1)	ND(1)	1	8		
09/30/2016	ND(1)	2	ND(1)	2	4	23	ND(1)	ND(1)	2	8 J		
10/27/2016	ND(1)	1	ND(1)	0.6 J	2 J	21	ND(1)	ND(1)	1	9		

TABLE 1

**Summary of Groundwater Analytical Results
Inactive Exxon Facility #28077
14528 Jarrettsville Pike
Phoenix, Maryland**

August 8, 2005 through January 22, 2019

Sample ID	Date	Benzene (µg/L)	Toluene (µg/L)	Ethyl- benzene (µg/L)	Total Xylenes (µg/L)	Total BTEX (µg/L)	MTBE (µg/L)	DIPE (µg/L)	ETBE (µg/L)	TAME (µg/L)	TBA (µg/L)	Comments
MW-188D(AP)	11/21/2016	ND(1)	1	ND(1)	1	2	22	ND(1)	ND(1)	1	8	
	12/28/2016	ND(1)	1	ND(1)	ND(1)	1	5	ND(1)	ND(1)	ND(1)	6	
	01/13/2017	0.7 J	1	ND(1)	1	3 J	19	ND(1)	ND(1)	1	8	
	02/17/2017	1	1	ND(1)	0.6 J	3 J	23	ND(1)	ND(1)	2	8	
	03/31/2017	1	1	ND(1)	1	3	19	ND(1)	ND(1)	1	17	
	04/28/2017	1	1	ND(1)	ND(1)	2	18	ND(1)	ND(1)	1	6	
	05/31/2017	2	1	ND(1)	0.5 J	4 J	19	ND(1)	ND(1)	1	6	
	06/30/2017	2	1	ND(1)	ND(1)	3	22	ND(1)	ND(1)	1	8	
	07/28/2017	2	1	ND(1)	0.5 J	4 J	21	ND(1)	ND(1)	1	8	
	08/31/2017	3	1	ND(1)	1	5	24	ND(1)	ND(1)	1	7	
	10/02/2017	ND(1)	0.7 J	ND(1)	ND(1)	0.7 J	4	ND(1)	ND(1)	ND(1)	ND(20)	
	10/13/2017	3	1 J	ND(1)	ND(1)	4 J	20	ND(1)	ND(1)	1	9	
	12/18/2017	1	0.7 J	ND(1)	ND(1)	2 J	12	ND(1)	ND(1)	0.7 J	7	
	01/31/2018	2	0.8 J	ND(1)	ND(1)	3 J	18	ND(1)	ND(1)	1	8	
	02/23/2018	2	0.7 J	ND(1)	ND(1)	3 J	19	ND(1)	ND(1)	1	8	
	03/09/2018	ND(1)	ND(1)	ND(1)	ND(1)	BRL	ND(1)	ND(1)	ND(1)	ND(1)	ND(5)	
	04/04/2018	2	0.9 J	ND(1)	ND(1)	3 J	18	ND(1)	ND(1)	1	8	
	05/09/2018	3	1 J	ND(1)	1	5 J	20	ND(1)	ND(1)	2	7	
	06/06/2018	ND(1)	ND(1)	ND(1)	ND(1)	BRL	3	ND(1)	ND(1)	ND(1)	ND(5)	
	06/11/2018	2	1 J	ND(1)	ND(1)	3 J	19	ND(1)	ND(1)	1	7	
07/11/2018	ND(1)	1 J	ND(1)	ND(1)	1 J	5	ND(1)	ND(1)	ND(1)	5		
08/03/2018	2	0.9 J	ND(1)	ND(1)	3 J	14	ND(1)	ND(1)	0.8 J	7 J		
09/14/2018	2	1	ND(1)	1 J	4 J	22	ND(1)	0.3 J	1	14 J		
10/19/2018	2	1 J	ND(1)	1 J	4 J	18	ND(1)	0.3 J	1	ND(25)		
11/08/2018	2	0.8 J	ND(1)	ND(5)	3 J	17	ND(1)	0.2 J	1	18 J		
MW-188D(BP)	08/09/2013	ND(1.0)	ND(1.0)	ND(1.0)	2	2	0.74 J	ND(5.0)	ND(5.0)	ND(5.0)	ND(25)	
	08/26/2013	0.61 J	0.26 J	ND(1.0)	ND(1.0)	0.87 J	31.2	ND(5.0)	ND(5.0)	2 J	2.3 J	
	11/11/2013	ND(1.0)	82.2	ND(1.0)	1.1	83.3	23.0	ND(5.0)	0.39 J	1.3 J	ND(25)	
	12/09/2013	ND(1.0)	1.9	ND(1.0)	ND(1.0)	1.9	23.0	ND(5.0)	0.44 J	1.9 J	4.4 J	
	01/13/2014	ND(1.0)	1.5	ND(1.0)	ND(1.0)	1.5	21.6	ND(5.0)	0.34 J	1.6 J	ND(25)	
	02/12/2014	ND(1.0)	1.8	ND(1.0)	ND(1.0)	1.8	20.9	ND(5.0)	0.37 J	1.5 J	ND(25)	
	03/11/2014	ND(1.0)	2.7	ND(1.0)	ND(1.0)	2.7	22.6	ND(5.0)	0.39 J	1.5 J	ND(25)	
	04/08/2014	ND(0.50)	3.0	ND(0.50)	0.82 J	3.8 J	20.4	ND(2.0)	0.38 J	1.5 J	ND(25)	
05/14/2014	ND(0.50)	3.8	ND(0.50)	1.4	5.2	25.5	ND(2.0)	0.48 J	2.1 J	ND(25)		
06/09/2014	ND(0.50)	4.0	ND(1.0)	1.2	5.2	22.0	ND(2.0)	0.36 J	1.6 J	ND(25)		

TABLE 1

**Summary of Groundwater Analytical Results
Inactive Exxon Facility #28077
14528 Jarrettsville Pike
Phoenix, Maryland**

August 8, 2005 through January 22, 2019

Sample ID	Date	Benzene (µg/L)	Toluene (µg/L)	Ethyl- benzene (µg/L)	Total Xylenes (µg/L)	Total BTEX (µg/L)	MTBE (µg/L)	DIPE (µg/L)	ETBE (µg/L)	TAME (µg/L)	TBA (µg/L)	Comments
MW-188D(BP)	07/23/2014	ND(0.50)	3.5	ND(1.0)	1.5	5.0	26.6	ND(2.0)	0.50 J	2.1 J	20.2 J	
	08/19/2014	ND(0.50)	1.4	ND(1.0)	0.64 J	2.0 J	23.9	ND(2.0)	0.39 J	1.7 J	6.4 J	
	09/10/2014	0.28 J	3.2	ND(1.0)	1.4	4.9 J	22.6	ND(2.0)	0.39 J	1.6 J	ND(10)	
	10/15/2014	0.32 J	2.8	ND(1.0)	1.5	4.6 J	22.5	ND(2.0)	0.42 J	1.7 J	5.8 J	
	11/25/2014	0.22 J	2.0	ND(1.0)	1.3	3.5 J	23.6	ND(2.0)	0.45 J	1.7 J	7.3 J	
	12/23/2014	ND(0.50)	1.5	ND(1.0)	1.6	3.1	23.5	ND(2.0)	0.38 J	1.6 J	8.4 J	
	01/30/2015	ND(1)	1	ND(1)	1	2	22	ND(1)	ND(1)	2	10	
	02/25/2015	ND(1)	0.9 J	ND(1)	1	2 J	22	ND(1)	ND(1)	1	8	
	03/16/2015	ND(1)	0.9 J	ND(1)	1	2 J	20	ND(1)	ND(1)	1	6	
	04/28/2015	ND(1)	1	ND(1)	2	3	20	ND(1)	ND(1)	2	7	
	05/21/2015	ND(1)	1	ND(1)	2	3	22	ND(1)	ND(1)	1	8	
	06/22/2015	ND(1)	1 J	ND(1)	1	2 J	21	ND(1)	ND(1)	1	7	
	07/29/2015	ND(1)	1	ND(1)	1	2	22	ND(1)	ND(1)	1	8	
	08/13/2015	ND(1)	1	ND(1)	1	2	23	ND(1)	ND(1)	1	7	
	09/29/2015	ND(1)	1	ND(1)	ND(1)	1	20	ND(1)	ND(1)	0.9 J	8 J	
	10/26/2015	ND(1)	1	ND(1)	0.7 J	2 J	22	ND(1)	ND(1)	2	8	
	11/18/2015	ND(1)	1	ND(1)	1	2	21	ND(1)	ND(1)	1	8	
	12/31/2015	ND(1)	2	ND(1)	ND(1)	2	5	ND(1)	ND(1)	ND(1)	8	
	01/29/2016	ND(1)	1	ND(1)	1	2	20	ND(1)	ND(1)	1	8	
	02/26/2016	ND(1)	1	ND(1)	1	2	22	ND(1)	ND(1)	1	7	
	03/22/2016	ND(1)	1	ND(1)	ND(1)	1	5	ND(1)	ND(1)	ND(1)	6	
	04/29/2016	ND(1)	2	ND(1)	ND(1)	2	5	ND(1)	ND(1)	ND(1)	6	
	05/26/2016	ND(1)	2	ND(1)	ND(1)	2	5	ND(1)	ND(1)	ND(1)	5 J	
	06/27/2016	ND(1)	2	ND(1)	ND(1)	2	5	ND(1)	ND(1)	ND(1)	5	
	07/25/2016	ND(1)	1	ND(1)	ND(1)	1	5	ND(1)	ND(1)	ND(1)	4 J	
	08/23/2016	ND(1)	1	ND(1)	1	2	23	ND(1)	ND(1)	1	8	
	09/30/2016	ND(1)	2	ND(1)	2	4	23	ND(1)	ND(1)	2	8 J	
	10/27/2016	ND(1)	1	ND(1)	0.6 J	2 J	21	ND(1)	ND(1)	1	8	
	11/21/2016	ND(1)	1	ND(1)	1	2	20	ND(1)	ND(1)	1	8	
	12/28/2016	0.6 J	1	ND(1)	1	3 J	19	ND(1)	ND(1)	1	9	
01/13/2017	0.7 J	1	ND(1)	0.7 J	2 J	19	ND(1)	ND(1)	1	8		
02/17/2017	1 J	1	ND(1)	0.6 J	3 J	23	ND(1)	ND(1)	1	8		
03/31/2017	1	1	ND(1)	1	3	19	ND(1)	ND(1)	1	9		
04/28/2017	1	1	ND(1)	0.5 J	3 J	20	ND(1)	ND(1)	1	8		
05/31/2017	2	1	ND(1)	ND(1)	3	19	ND(1)	ND(1)	1	6		

TABLE 1

**Summary of Groundwater Analytical Results
Inactive Exxon Facility #28077
14528 Jarrettsville Pike
Phoenix, Maryland**

August 8, 2005 through January 22, 2019

Sample ID	Date	Benzene (µg/L)	Toluene (µg/L)	Ethyl- benzene (µg/L)	Total Xylenes (µg/L)	Total BTEX (µg/L)	MTBE (µg/L)	DIPE (µg/L)	ETBE (µg/L)	TAME (µg/L)	TBA (µg/L)	Comments
MW-188D(BP)	06/30/2017	2	1	ND(1)	ND(1)	3	21	ND(1)	ND(1)	1	7	
	07/28/2017	2	1	ND(1)	1	4	21	ND(1)	ND(1)	1	8	
	08/31/2017	2	1	ND(1)	0.6 J	4 J	22	ND(1)	ND(1)	1	6	
	10/02/2017	3	0.9 J	ND(1)	ND(1)	4 J	19	ND(1)	ND(1)	1	8 J	
	10/13/2017	2	0.9 J	ND(1)	ND(1)	3 J	19	ND(1)	ND(1)	1	8	
	12/18/2017	ND(1)	0.7 J	ND(1)	ND(1)	0.7 J	4	ND(1)	ND(1)	ND(1)	4 J	
	01/31/2018	ND(1)	0.7 J	ND(1)	ND(1)	0.7 J	4	ND(1)	ND(1)	ND(1)	5	
	02/23/2018	ND(1)	1 J	ND(1)	ND(1)	1 J	5	ND(1)	ND(1)	ND(1)	6	
	03/09/2018	2	0.8 J	ND(1)	ND(1)	3 J	19	ND(1)	ND(1)	1	9	
	04/04/2018	2	0.8 J	ND(1)	ND(1)	3 J	17	ND(1)	ND(1)	1	8	
	05/09/2018	2	1	ND(1)	1	4	20	ND(1)	0.5 J	2	9	
	06/06/2018	2	0.9 J	ND(1)	ND(1)	3 J	19	ND(1)	ND(1)	ND(1)	7	
	06/11/2018	2	0.9 J	ND(1)	ND(1)	3 J	19	ND(1)	ND(1)	1	7	
	07/11/2018	2	0.8 J	ND(1)	ND(1)	3 J	20	ND(1)	ND(1)	1	8	
	08/03/2018	2	0.9 J	ND(1)	ND(1)	3 J	14	ND(1)	ND(1)	0.8 J	6 J	
	09/14/2018	2	1 J	ND(1)	ND(5)	3 J	20	ND(1)	0.3 J	1	13 J	
10/19/2018	2	0.9 J	ND(1)	ND(5)	3 J	18	ND(1)	0.3 J	1	ND(25)		
11/08/2018	2	0.8 J	ND(1)	ND(5)	3 J	18	ND(1)	0.2 J	1 J	18 J		
MW-188D(HS-D)	10/07/2013	0.3 J	1.1	0.25 J	0.96 J	2.6 J	42.6	ND(5.0)	0.83 J	3.5 J	ND(25)	
	11/16/2017	2	0.8 J	ND(1)	ND(1)	3 J	19	ND(1)	ND(1)	1	8	
MW-188D(HS-S)	10/07/2013	0.59 J	1.1	ND(1.0)	ND(1.0)	1.7 J	29.1	ND(5.0)	0.54 J	2.2 J	ND(25)	
	11/16/2017	ND(1)	0.6 J	ND(1)	ND(1)	0.6 J	5	ND(1)	ND(1)	ND(1)	4 J	
MW-189D(35)	12/13/2016	ND(1)	ND(1)	ND(1)	ND(1)	BRL	ND(1)	ND(1)	ND(1)	ND(1)	ND(20)	
MW-189D(50)	04/17/2018	ND(1)	ND(1)	ND(1)	ND(1)	BRL	4	ND(1)	ND(1)	ND(1)	5 J	
MW-189D(65)	12/14/2016	ND(1)	ND(1)	ND(1)	ND(1)	BRL	ND(1)	ND(1)	ND(1)	ND(1)	ND(20)	
MW-189D(72)	12/15/2016	ND(1)	22	ND(1)	ND(1)	22	ND(1)	ND(1)	ND(1)	ND(1)	ND(20)	
MW-189D(79)	03/23/2017	ND(1)	ND(1)	ND(1)	ND(1)	BRL	8	ND(1)	ND(1)	0.9 J	12	
	04/27/2017	ND(1)	ND(1)	ND(1)	ND(1)	BRL	2	ND(1)	ND(1)	ND(1)	ND(5)	
	05/04/2017	ND(1)	ND(1)	ND(1)	ND(1)	BRL	1 J	ND(1)	ND(1)	ND(1)	ND(5)	
	05/24/2017	ND(1)	ND(1)	ND(1)	ND(1)	BRL	2	ND(1)	ND(1)	ND(1)	ND(5)	
	06/28/2017	ND(1)	ND(1)	ND(1)	ND(1)	BRL	0.9 J	ND(1)	ND(1)	ND(1)	ND(5)	
	07/24/2017	ND(1)	ND(1)	ND(1)	ND(1)	BRL	0.6 J	ND(1)	ND(1)	ND(1)	ND(5)	
	08/03/2017	ND(1)	ND(1)	ND(1)	ND(1)	BRL	ND(1)	ND(1)	ND(1)	ND(1)	ND(5)	
08/31/2017	ND(1)	ND(1)	ND(1)	3	3	2	ND(1)	ND(1)	ND(1)	ND(5)		

TABLE 1

**Summary of Groundwater Analytical Results
Inactive Exxon Facility #28077
14528 Jarrettsville Pike
Phoenix, Maryland**

August 8, 2005 through January 22, 2019

Sample ID	Date	Benzene (µg/L)	Toluene (µg/L)	Ethyl- benzene (µg/L)	Total Xylenes (µg/L)	Total BTEX (µg/L)	MTBE (µg/L)	DIPE (µg/L)	ETBE (µg/L)	TAME (µg/L)	TBA (µg/L)	Comments
MW-189D(79)	09/29/2017	ND(1)	ND(1)	0.9 J	7	8 J	2	ND(1)	ND(1)	ND(1)	ND(20)	
	10/31/2017	0.6 J	ND(1)	0.8 J	6	7 J	3	ND(1)	ND(1)	ND(1)	ND(20)	
	11/27/2017	ND(1)	ND(1)	0.7 J	5	6 J	4	ND(1)	ND(1)	ND(1)	ND(20)	
	12/29/2017	ND(1)	ND(1)	ND(1)	2	2	0.9 J	ND(1)	ND(1)	ND(1)	ND(20)	
	01/03/2018	ND(1)	ND(1)	ND(1)	2	2	1 J	ND(1)	ND(1)	ND(1)	ND(5)	
	02/27/2018	ND(1)	ND(1)	ND(1)	0.7 J	0.7 J	0.9 J	ND(1)	ND(1)	ND(1)	ND(5)	
	03/12/2018	ND(1)	ND(1)	ND(1)	2	2	2	ND(1)	ND(1)	ND(1)	ND(5)	
	04/17/2018	ND(1)	19	ND(1)	ND(1)	19	100	0.8 J	2	7	ND(5)	
	05/15/2018	ND(1)	ND(1)	ND(1)	ND(1)	BRL	10	ND(1)	ND(1)	0.6 J	ND(20)	
	06/07/2018	ND(1)	ND(1)	ND(1)	ND(1)	BRL	69	ND(1)	1	5	7	
	07/10/2018	ND(1)	ND(1)	ND(1)	ND(1)	BRL	44	1 J	3	2	ND(20)	
	08/08/2018	ND(1)	ND(1)	ND(1)	ND(5)	BRL	12	0.6 J	1	0.6 J	ND(25)	
	09/11/2018	ND(1)	ND(1)	ND(1)	0.6 J	0.6 J	12	1	3	0.5 J	ND(25)	
	10/05/2018	ND(1)	ND(1)	ND(1)	ND(5)	BRL	13	2	4	0.7 J	15 J	
	11/14/2018	ND(1)	ND(1)	ND(1)	ND(5)	BRL	6	2	4	ND(1)	ND(25)	
12/19/2018	ND(1)	ND(1)	ND(1)	ND(5)	BRL	4	0.5 J	1	ND(1)	ND(25)		
01/11/2019	ND(1)	ND(1)	ND(1)	ND(5)	BRL	25	3	8	0.6 J	ND(25)		
MW-189D(91.5)	02/08/2017	ND(1)	ND(1)	ND(1)	ND(1)	BRL	14	ND(1)	ND(1)	1	ND(20)	
	03/23/2017	ND(1)	ND(1)	ND(1)	ND(1)	BRL	4	ND(1)	ND(1)	ND(1)	ND(5)	
	04/27/2017	ND(1)	ND(1)	ND(1)	ND(1)	BRL	5	ND(1)	ND(1)	ND(1)	ND(5)	
	05/04/2017	ND(1)	ND(1)	ND(1)	ND(1)	BRL	0.7 J	ND(1)	ND(1)	ND(1)	ND(5)	
	05/24/2017	ND(1)	ND(1)	ND(1)	ND(1)	BRL	2	ND(1)	ND(1)	ND(1)	ND(5)	
	06/28/2017	ND(1)	ND(1)	ND(1)	ND(1)	BRL	1	ND(1)	ND(1)	ND(1)	ND(5)	
	07/24/2017	ND(1)	ND(1)	ND(1)	ND(1)	BRL	0.9 J	ND(1)	ND(1)	ND(1)	ND(5)	
	08/03/2017	ND(1)	ND(1)	ND(1)	ND(1)	BRL	ND(1)	ND(1)	ND(1)	ND(1)	ND(5)	
	08/31/2017	ND(1)	ND(1)	ND(1)	3	3	2	ND(1)	ND(1)	ND(1)	6	
	09/29/2017	ND(1)	ND(1)	1 J	8	9 J	2	ND(1)	ND(1)	ND(1)	ND(20)	
	10/31/2017	ND(1)	ND(1)	1 J	7	8 J	4	ND(1)	ND(1)	ND(1)	ND(20)	
	11/27/2017	ND(1)	ND(1)	0.8 J	5	6 J	4	ND(1)	ND(1)	ND(1)	ND(20)	
	12/29/2017	ND(1)	ND(1)	ND(1)	2	2	1 J	ND(1)	ND(1)	ND(1)	ND(20)	
	01/03/2018	ND(1)	ND(1)	ND(1)	2	2	1	ND(1)	ND(1)	ND(1)	ND(5)	
	02/27/2018	ND(1)	ND(1)	ND(1)	0.7 J	0.7 J	0.9 J	ND(1)	ND(1)	ND(1)	ND(5)	
	03/12/2018	ND(1)	ND(1)	ND(1)	3	3	2	ND(1)	ND(1)	ND(1)	ND(5)	
	04/17/2018	ND(1)	19	ND(1)	ND(1)	19	97	0.7 J	2	7	ND(5)	
05/15/2018	ND(1)	ND(1)	ND(1)	ND(1)	BRL	10	ND(1)	ND(1)	0.6 J	ND(20)		

TABLE 1

**Summary of Groundwater Analytical Results
Inactive Exxon Facility #28077
14528 Jarrettsville Pike
Phoenix, Maryland**

August 8, 2005 through January 22, 2019

Sample ID	Date	Benzene (µg/L)	Toluene (µg/L)	Ethyl- benzene (µg/L)	Total Xylenes (µg/L)	Total BTEX (µg/L)	MTBE (µg/L)	DIPE (µg/L)	ETBE (µg/L)	TAME (µg/L)	TBA (µg/L)	Comments
MW-189D(91.5)	06/07/2018	ND(1)	ND(1)	ND(1)	ND(1)	BRL	83	ND(1)	2	6	ND(5)	
	07/10/2018	ND(1)	ND(1)	ND(1)	ND(1)	BRL	59	1	4	3	ND(20)	
	08/08/2018	ND(1)	ND(1)	ND(1)	ND(5)	BRL	11	0.5 J	1	0.5 J	ND(25)	
	09/11/2018	ND(1)	ND(1)	ND(1)	ND(5)	BRL	14	1	3	0.7 J	ND(25)	
	10/05/2018	ND(1)	ND(1)	ND(1)	ND(5)	BRL	16	2	5	0.6 J	ND(25)	
	11/14/2018	ND(1)	ND(1)	ND(1)	ND(5)	BRL	7	2	5	ND(1)	ND(25)	
	12/19/2018	ND(1)	ND(1)	ND(1)	ND(5)	BRL	4	0.5 J	1	ND(1)	ND(25)	
	01/11/2019	ND(1)	ND(1)	ND(1)	ND(5)	BRL	22	3	7	0.6 J	ND(25)	
MW-189D(117-119)	02/08/2017	ND(1)	ND(1)	ND(1)	0.5 J	0.5 J	37	ND(1)	ND(1)	3	ND(20)	
	03/23/2017	ND(1)	ND(1)	ND(1)	ND(1)	BRL	13	ND(1)	ND(1)	1	ND(5)	
	04/27/2017	ND(1)	ND(1)	ND(1)	ND(1)	BRL	9	ND(1)	ND(1)	0.9 J	ND(5)	
	05/04/2017	ND(1)	ND(1)	ND(1)	ND(1)	BRL	6	ND(1)	ND(1)	ND(1)	ND(5)	
	05/24/2017	ND(1)	ND(1)	ND(1)	ND(1)	BRL	2	ND(1)	ND(1)	ND(1)	ND(5)	
	06/28/2017	ND(1)	ND(1)	ND(1)	ND(1)	BRL	2	ND(1)	ND(1)	ND(1)	ND(5)	
	07/24/2017	ND(1)	ND(1)	ND(1)	ND(1)	BRL	1	ND(1)	ND(1)	ND(1)	ND(5)	
	08/03/2017	ND(1)	ND(1)	ND(1)	ND(1)	BRL	ND(1)	ND(1)	ND(1)	ND(1)	ND(5)	
	08/31/2017	ND(1)	ND(1)	ND(1)	3	3	2	ND(1)	ND(1)	ND(1)	ND(5)	
	09/29/2017	ND(1)	ND(1)	0.9 J	7	8 J	2	ND(1)	ND(1)	ND(1)	ND(20)	
	10/31/2017	ND(1)	ND(1)	0.9 J	6	7 J	3	ND(1)	ND(1)	ND(1)	ND(20)	
	11/27/2017	ND(1)	ND(1)	0.8 J	6	7 J	4	ND(1)	ND(1)	ND(1)	ND(20)	
	12/29/2017	ND(1)	ND(1)	ND(1)	2	2	0.9 J	ND(1)	ND(1)	ND(1)	ND(20)	
	01/03/2018	ND(1)	ND(1)	ND(1)	2	2	0.9 J	ND(1)	ND(1)	ND(1)	ND(5)	
	02/27/2018	ND(1)	ND(1)	ND(1)	0.6 J	0.6 J	0.8 J	ND(1)	ND(1)	ND(1)	ND(5)	
	03/12/2018	ND(1)	ND(1)	1	9	10	8	ND(1)	ND(1)	0.5 J	ND(5)	
	04/17/2018	ND(1)	21	ND(1)	ND(1)	21	140	1	2	10	3 J	
	05/15/2018	ND(1)	ND(1)	ND(1)	ND(1)	BRL	9	ND(1)	ND(1)	0.6 J	ND(20)	
	06/07/2018	ND(1)	ND(1)	ND(1)	ND(1)	BRL	94	0.5 J	2	7	ND(5)	
	07/10/2018	ND(1)	ND(1)	ND(1)	ND(1)	BRL	45	1	3	2	ND(20)	
	08/08/2018	ND(1)	0.4 J	ND(1)	ND(5)	0.4 J	21	1	3	1	ND(25)	
09/11/2018	ND(1)	ND(1)	ND(1)	ND(5)	BRL	24	2	6	1	ND(25)		
10/05/2018	ND(1)	ND(1)	ND(1)	ND(5)	BRL	26	3	9	1 J	ND(25)		
11/14/2018	ND(1)	ND(1)	ND(1)	ND(5)	BRL	8	2	6	ND(1)	ND(25)		
12/19/2018	ND(1)	ND(1)	ND(1)	ND(5)	BRL	4	0.6 J	1	ND(1)	ND(25)		
01/11/2019	ND(1)	ND(1)	ND(1)	ND(5)	BRL	20	3	6	0.5 J	ND(25)		

TABLE 1

**Summary of Groundwater Analytical Results
Inactive Exxon Facility #28077
14528 Jarrettsville Pike
Phoenix, Maryland**

August 8, 2005 through January 22, 2019

Sample ID	Date	Benzene (µg/L)	Toluene (µg/L)	Ethyl- benzene (µg/L)	Total Xylenes (µg/L)	Total BTEX (µg/L)	MTBE (µg/L)	DIPE (µg/L)	ETBE (µg/L)	TAME (µg/L)	TBA (µg/L)	Comments
MW-189D(122)	02/08/2017	ND(1)	ND(1)	ND(1)	0.5 J	0.5 J	37	ND(1)	ND(1)	3	ND(20)	
	03/23/2017	ND(1)	ND(1)	ND(1)	ND(1)	BRL	16	ND(1)	ND(1)	1	ND(5)	
	04/27/2017	ND(1)	ND(1)	ND(1)	ND(1)	BRL	4	ND(1)	ND(1)	ND(1)	ND(5)	
	05/04/2017	ND(1)	ND(1)	ND(1)	ND(1)	BRL	0.9 J	ND(1)	ND(1)	ND(1)	ND(5)	
	05/24/2017	ND(1)	ND(1)	ND(1)	ND(1)	BRL	4	ND(1)	ND(1)	ND(1)	ND(5)	
	06/28/2017	ND(1)	ND(1)	ND(1)	ND(1)	BRL	3	ND(1)	ND(1)	ND(1)	ND(5)	
	07/24/2017	ND(1)	ND(1)	ND(1)	ND(1)	BRL	2	ND(1)	ND(1)	ND(1)	ND(5)	
	08/03/2017	ND(1)	ND(1)	ND(1)	ND(1)	BRL	0.6 J	ND(1)	ND(1)	ND(1)	ND(5)	
	08/31/2017	ND(1)	ND(1)	ND(1)	1	1	0.8 J	ND(1)	ND(1)	ND(1)	ND(5)	
	09/29/2017	ND(1)	ND(1)	0.9 J	7	8 J	2	ND(1)	ND(1)	ND(1)	ND(20)	
	10/31/2017	2	ND(1)	ND(1)	3	5	1	ND(1)	ND(1)	ND(1)	ND(20)	
	11/27/2017	ND(1)	ND(1)	0.7 J	5	6 J	4	ND(1)	ND(1)	ND(1)	ND(20)	
	12/29/2017	ND(1)	ND(1)	ND(1)	2	2	1 J	ND(1)	ND(1)	ND(1)	ND(20)	
	01/03/2018	ND(1)	ND(1)	ND(1)	2	2	0.8 J	ND(1)	ND(1)	ND(1)	ND(5)	
	02/27/2018	ND(1)	ND(1)	ND(1)	0.7 J	0.7 J	0.9 J	ND(1)	ND(1)	ND(1)	ND(5)	
	03/12/2018	ND(1)	ND(1)	0.9 J	6	7 J	6	ND(1)	ND(1)	ND(1)	ND(5)	
	04/17/2018	ND(1)	22	ND(1)	ND(1)	22	170	1	3	11	3 J	
	05/15/2018	ND(1)	ND(1)	ND(1)	ND(1)	BRL	9	ND(1)	ND(1)	0.6 J	ND(20)	
	06/07/2018	ND(1)	ND(1)	ND(1)	ND(1)	BRL	100	0.6 J	2	7	ND(5)	
	07/10/2018	ND(1)	ND(1)	ND(1)	ND(1)	BRL	57	1	3	3	ND(20)	
08/08/2018	ND(1)	0.2 J	ND(1)	ND(5)	0.2 J	27	1	4	1	ND(25)		
09/11/2018	ND(1)	ND(1)	ND(1)	ND(5)	BRL	19	2	5	1 J	ND(25)		
10/05/2018	ND(1)	ND(1)	ND(1)	ND(5)	BRL	21	3	8	0.9 J	ND(25)		
11/14/2018	ND(1)	ND(1)	ND(1)	ND(5)	BRL	7	2	5	ND(1)	ND(25)		
12/19/2018	ND(1)	ND(1)	ND(1)	ND(5)	BRL	4	0.6 J	1	ND(1)	ND(25)		
01/11/2019	ND(1)	ND(1)	ND(1)	ND(5)	BRL	21	2	5	0.6 J	ND(25)		
MW-189D(138-140)	02/08/2017	ND(1)	ND(1)	ND(1)	0.6 J	0.6 J	24	ND(1)	ND(1)	2	ND(20)	
	03/23/2017	ND(1)	ND(1)	ND(1)	ND(1)	BRL	21	ND(1)	ND(1)	2	ND(5)	
	04/27/2017	ND(1)	ND(1)	ND(1)	ND(1)	BRL	9	ND(1)	ND(1)	0.8 J	ND(5)	
	05/04/2017	ND(1)	ND(1)	ND(1)	ND(1)	BRL	3	ND(1)	ND(1)	ND(1)	ND(5)	
	05/24/2017	ND(1)	ND(1)	ND(1)	ND(1)	BRL	3	ND(1)	ND(1)	ND(1)	ND(5)	
	06/28/2017	ND(1)	ND(1)	ND(1)	ND(1)	BRL	3	ND(1)	ND(1)	ND(1)	ND(5)	
	07/24/2017	ND(1)	ND(1)	ND(1)	ND(1)	BRL	1	ND(1)	ND(1)	ND(1)	ND(5)	
	08/03/2017	ND(1)	ND(1)	ND(1)	ND(1)	BRL	3	ND(1)	ND(1)	ND(1)	ND(5)	
08/31/2017	ND(1)	ND(1)	ND(1)	3	3	2	ND(1)	ND(1)	ND(1)	ND(5)		

TABLE 1

**Summary of Groundwater Analytical Results
Inactive Exxon Facility #28077
14528 Jarrettsville Pike
Phoenix, Maryland**

August 8, 2005 through January 22, 2019

Sample ID	Date	Benzene (µg/L)	Toluene (µg/L)	Ethyl- benzene (µg/L)	Total Xylenes (µg/L)	Total BTEX (µg/L)	MTBE (µg/L)	DIPE (µg/L)	ETBE (µg/L)	TAME (µg/L)	TBA (µg/L)	Comments
MW-189D(138-140)	09/29/2017	ND(1)	ND(1)	0.8 J	6	7 J	2	ND(1)	ND(1)	ND(1)	ND(20)	
	10/31/2017	ND(1)	ND(1)	0.9 J	6	7 J	3	ND(1)	ND(1)	ND(1)	ND(20)	
	11/27/2017	ND(1)	ND(1)	0.7 J	5	6 J	4	ND(1)	ND(1)	ND(1)	ND(20)	
	12/29/2017	ND(1)	ND(1)	ND(1)	2	2	0.9 J	ND(1)	ND(1)	ND(1)	ND(20)	
	01/03/2018	ND(1)	ND(1)	ND(1)	2	2	0.8 J	ND(1)	ND(1)	ND(1)	ND(5)	
	02/27/2018	ND(1)	ND(1)	ND(1)	0.6 J	0.6 J	0.9 J	ND(1)	ND(1)	ND(1)	ND(5)	
	03/12/2018	ND(1)	ND(1)	0.8 J	6	7 J	5	ND(1)	ND(1)	ND(1)	ND(5)	
	04/17/2018	ND(1)	4	ND(1)	ND(1)	4	76	0.6 J	1	5	ND(5)	
	05/15/2018	ND(1)	ND(1)	ND(1)	ND(1)	BRL	10	ND(1)	ND(1)	0.7 J	ND(20)	
	06/07/2018	ND(1)	ND(1)	ND(1)	ND(1)	BRL	89	0.5 J	2	6	ND(5)	
	07/10/2018	ND(1)	ND(1)	ND(1)	ND(1)	BRL	46	1	3	2	ND(20)	
	08/08/2018	ND(1)	ND(1)	ND(1)	ND(5)	BRL	21	1	3	1	ND(25)	
	09/11/2018	ND(1)	ND(1)	ND(1)	ND(5)	BRL	20	2	5	1 J	ND(25)	
	10/05/2018	ND(1)	ND(1)	ND(1)	ND(5)	BRL	15	2	5	0.7 J	ND(25)	
	11/14/2018	ND(1)	ND(1)	ND(1)	ND(5)	BRL	7	2	5	ND(1)	ND(25)	
12/19/2018	ND(1)	ND(1)	ND(1)	ND(5)	BRL	4	0.6 J	1	ND(1)	ND(25)		
01/11/2019	ND(1)	ND(1)	ND(1)	ND(5)	BRL	20	2	6	0.4 J	ND(25)		
MW-189D(161)	02/08/2017	0.5 J	ND(1)	ND(1)	0.7 J	1.2 J	21	ND(1)	ND(1)	2	ND(20)	
	03/23/2017	ND(1)	ND(1)	ND(1)	ND(1)	BRL	21	ND(1)	ND(1)	2	ND(5)	
	04/27/2017	ND(1)	ND(1)	ND(1)	ND(1)	BRL	10	ND(1)	ND(1)	1	ND(5)	
	05/04/2017	ND(1)	ND(1)	ND(1)	ND(1)	BRL	7	ND(1)	ND(1)	ND(1)	ND(5)	
	05/24/2017	ND(1)	ND(1)	ND(1)	ND(1)	BRL	5	ND(1)	ND(1)	ND(1)	ND(5)	
	06/28/2017	ND(1)	ND(1)	ND(1)	ND(1)	BRL	3	ND(1)	ND(1)	ND(1)	ND(5)	
	07/24/2017	ND(1)	ND(1)	ND(1)	ND(1)	BRL	1	ND(1)	ND(1)	ND(1)	7	
	08/03/2017	ND(1)	ND(1)	ND(1)	ND(1)	BRL	0.7 J	ND(1)	ND(1)	ND(1)	ND(5)	
	08/31/2017	ND(1)	ND(1)	ND(1)	1	1	1	ND(1)	ND(1)	ND(1)	ND(5)	
	09/29/2017	ND(1)	ND(1)	0.8 J	6	7 J	3	ND(1)	ND(1)	ND(1)	ND(20)	
	10/31/2017	0.7 J	ND(1)	0.8 J	6	8 J	3	ND(1)	ND(1)	ND(1)	ND(20)	
	11/27/2017	ND(1)	ND(1)	0.7 J	4	5 J	4	ND(1)	ND(1)	ND(1)	ND(20)	
	12/29/2017	ND(1)	ND(1)	ND(1)	2	2	1	ND(1)	ND(1)	ND(1)	ND(20)	
	01/03/2018	ND(1)	ND(1)	ND(1)	2	2	0.9 J	ND(1)	ND(1)	ND(1)	ND(5)	
	02/27/2018	ND(1)	ND(1)	ND(1)	0.6 J	0.6 J	0.9 J	ND(1)	ND(1)	ND(1)	ND(5)	
03/12/2018	ND(1)	ND(1)	0.6 J	5	6 J	4	ND(1)	ND(1)	ND(1)	ND(5)		
04/17/2018	ND(1)	3	ND(1)	ND(1)	3	180	1	3	13	4 J		
05/15/2018	ND(1)	ND(1)	ND(1)	ND(1)	BRL	31	ND(1)	ND(1)	2	ND(20)		

TABLE 1

**Summary of Groundwater Analytical Results
Inactive Exxon Facility #28077
14528 Jarrettsville Pike
Phoenix, Maryland**

August 8, 2005 through January 22, 2019

Sample ID	Date	Benzene (µg/L)	Toluene (µg/L)	Ethyl- benzene (µg/L)	Total Xylenes (µg/L)	Total BTEX (µg/L)	MTBE (µg/L)	DIPE (µg/L)	ETBE (µg/L)	TAME (µg/L)	TBA (µg/L)	Comments
MW-189D(161)	06/07/2018	ND(1)	ND(1)	ND(1)	ND(1)	BRL	87	ND(1)	2	6	ND(5)	
	07/10/2018	ND(1)	ND(1)	ND(1)	ND(1)	BRL	74	1 J	2	5	ND(20)	
	08/08/2018	ND(1)	ND(1)	ND(1)	ND(5)	BRL	30	1	4	2	ND(25)	
	09/11/2018	ND(1)	ND(1)	ND(1)	ND(5)	BRL	26	2	6	1	ND(25)	
	10/05/2018	ND(1)	ND(1)	ND(1)	ND(5)	BRL	35	3	7	1	ND(25)	
	11/14/2018	ND(1)	ND(1)	ND(1)	ND(5)	BRL	24	2	5	1	ND(25)	
	12/19/2018	ND(1)	ND(1)	ND(1)	ND(5)	BRL	3	0.5 J	1	ND(1)	ND(25)	
	01/11/2019	ND(1)	ND(1)	ND(1)	ND(5)	BRL	36	2	6	1	ND(25)	
MW-189D(216)	02/08/2017	0.9 J	ND(1)	ND(1)	1	2 J	100	0.6 J	1	8	ND(20)	
	03/23/2017	ND(1)	ND(1)	ND(1)	0.8 J	0.8 J	39	ND(1)	0.6 J	4	ND(5)	
	04/27/2017	ND(1)	ND(1)	ND(1)	ND(1)	BRL	15	ND(1)	ND(1)	2	ND(5)	
	05/04/2017	ND(1)	ND(1)	ND(1)	ND(1)	BRL	4	ND(1)	ND(1)	ND(1)	ND(5)	
	05/24/2017	ND(1)	ND(1)	ND(1)	ND(1)	BRL	12	ND(1)	ND(1)	0.8 J	ND(5)	
	06/28/2017	ND(1)	ND(1)	ND(1)	ND(1)	BRL	6	ND(1)	ND(1)	ND(1)	ND(5)	
	07/24/2017	ND(1)	ND(1)	ND(1)	ND(1)	BRL	3	ND(1)	ND(1)	ND(1)	ND(5)	
	08/03/2017	ND(1)	ND(1)	ND(1)	ND(1)	BRL	ND(1)	ND(1)	ND(1)	ND(1)	ND(5)	
	08/31/2017	ND(1)	ND(1)	ND(1)	2	2	2	ND(1)	ND(1)	ND(1)	ND(5)	
	09/29/2017	ND(1)	ND(1)	0.7 J	5	6 J	2	ND(1)	ND(1)	ND(1)	ND(20)	
	10/31/2017	ND(1)	ND(1)	0.9 J	6	7 J	3	ND(1)	ND(1)	ND(1)	ND(20)	
	11/27/2017	ND(1)	ND(1)	0.5 J	4	5 J	3	ND(1)	ND(1)	ND(1)	ND(20)	
	12/29/2017	ND(1)	ND(1)	ND(1)	2	2	1 J	ND(1)	ND(1)	ND(1)	ND(20)	
	01/03/2018	ND(1)	ND(1)	ND(1)	2	2	0.8 J	ND(1)	ND(1)	ND(1)	ND(5)	
	02/27/2018	ND(1)	ND(1)	ND(1)	0.6 J	0.6 J	0.9 J	ND(1)	ND(1)	ND(1)	ND(5)	
	03/12/2018	ND(1)	ND(1)	1	8	9	8	ND(1)	ND(1)	0.5 J	ND(5)	
	04/17/2018	ND(1)	2	ND(1)	ND(1)	2	190	1	4	13	4 J	
	05/15/2018	ND(1)	ND(1)	ND(1)	ND(1)	BRL	24	ND(1)	ND(1)	2	ND(20)	
	06/07/2018	ND(1)	ND(1)	ND(1)	ND(1)	BRL	96	0.5 J	2	7	ND(5)	
	07/10/2018	ND(1)	ND(1)	ND(1)	ND(1)	BRL	82	2	2	8	ND(20)	
	08/08/2018	ND(1)	ND(1)	ND(1)	ND(5)	BRL	72	0.7 J	2	6	ND(25)	
09/11/2018	ND(1)	ND(1)	0.2 J	ND(5)	0.2 J	79	0.9 J	2	6	ND(25)		
10/05/2018	ND(1)	ND(1)	ND(1)	ND(5)	BRL	97	1	3	6	ND(25)		
11/14/2018	ND(1)	ND(1)	ND(1)	ND(5)	BRL	34	2	5	2	ND(25)		
12/19/2018	ND(1)	ND(1)	ND(1)	ND(5)	BRL	4	0.6 J	1	ND(1)	ND(25)		
01/11/2019	ND(1)	ND(1)	ND(1)	ND(5)	BRL	69	2	4	4	ND(25)		

TABLE 1

**Summary of Groundwater Analytical Results
Inactive Exxon Facility #28077
14528 Jarrettsville Pike
Phoenix, Maryland**

August 8, 2005 through January 22, 2019

Sample ID	Date	Benzene (µg/L)	Toluene (µg/L)	Ethyl- benzene (µg/L)	Total Xylenes (µg/L)	Total BTEX (µg/L)	MTBE (µg/L)	DIPE (µg/L)	ETBE (µg/L)	TAME (µg/L)	TBA (µg/L)	Comments
MW-189D(256-258)	02/08/2017	0.7 J	ND(1)	ND(1)	1	2 J	65	ND(1)	0.8 J	5	ND(20)	
	03/23/2017	ND(1)	ND(1)	ND(1)	0.9 J	0.9 J	48	ND(1)	0.7 J	4	ND(5)	
	04/27/2017	ND(1)	ND(1)	ND(1)	ND(1)	BRL	20	ND(1)	ND(1)	2	ND(5)	
	05/04/2017	ND(1)	ND(1)	ND(1)	ND(1)	BRL	21	ND(1)	ND(1)	2	ND(5)	
	05/24/2017	ND(1)	ND(1)	ND(1)	ND(1)	BRL	10	ND(1)	ND(1)	0.6 J	ND(5)	
	06/28/2017	ND(1)	ND(1)	ND(1)	ND(1)	BRL	7	ND(1)	ND(1)	0.6 J	ND(5)	
	07/24/2017	ND(1)	ND(1)	ND(1)	ND(1)	BRL	4	ND(1)	ND(1)	ND(1)	ND(5)	
	08/03/2017	ND(1)	ND(1)	ND(1)	ND(1)	BRL	3	ND(1)	ND(1)	ND(1)	ND(5)	
	08/31/2017	ND(1)	ND(1)	ND(1)	0.8 J	0.8 J	3	ND(1)	ND(1)	ND(1)	ND(5)	
	09/29/2017	ND(1)	ND(1)	0.7 J	5	6 J	2	ND(1)	ND(1)	ND(1)	ND(20)	
	10/31/2017	ND(1)	ND(1)	0.9 J	6	7 J	3	ND(1)	ND(1)	ND(1)	ND(20)	
	11/27/2017	ND(1)	ND(1)	0.6 J	4	5 J	4	ND(1)	ND(1)	ND(1)	ND(20)	
	12/29/2017	ND(1)	ND(1)	ND(1)	2	2	1 J	ND(1)	ND(1)	ND(1)	ND(20)	
	01/03/2018	ND(1)	ND(1)	ND(1)	2	2	0.9 J	ND(1)	ND(1)	ND(1)	ND(5)	
	02/27/2018	ND(1)	ND(1)	ND(1)	0.6 J	0.6 J	0.9 J	ND(1)	ND(1)	ND(1)	ND(5)	
	03/12/2018	ND(1)	ND(1)	1	8	9	9	ND(1)	ND(1)	0.6 J	ND(5)	
	04/17/2018	ND(1)	1	ND(1)	ND(1)	1	220	2	4	15	4 J	
	05/15/2018	ND(1)	ND(1)	ND(1)	ND(1)	BRL	52	ND(1)	0.8 J	3	ND(20)	
	06/07/2018	ND(1)	ND(1)	ND(1)	ND(1)	BRL	96	0.5 J	2	7	ND(5)	
	07/10/2018	ND(1)	ND(1)	ND(1)	ND(1)	BRL	80	2	2	7	ND(20)	
08/08/2018	ND(1)	ND(1)	ND(1)	ND(5)	BRL	79	0.7 J	2	7	ND(25)		
09/11/2018	ND(1)	ND(1)	ND(1)	ND(5)	BRL	120	1	3	8	ND(25)		
10/05/2018	ND(1)	ND(1)	ND(1)	ND(5)	BRL	110	0.9 J	3	8	ND(25)		
11/14/2018	ND(1)	ND(1)	ND(1)	ND(5)	BRL	34	1	4	3	ND(25)		
12/19/2018	ND(1)	ND(1)	ND(1)	ND(5)	BRL	4	0.6 J	1	ND(1)	ND(25)		
01/11/2019	ND(1)	ND(1)	ND(1)	ND(5)	BRL	65	3	6	3	ND(25)		
MW-189D(277)	12/16/2016	14	ND(1)	ND(1)	18	32	450	2	7	43	5 J	
MW-189D(278)	02/08/2017	1	ND(1)	ND(1)	2	3	170	0.8 J	2	14	ND(20)	
	03/23/2017	ND(1)	ND(1)	ND(1)	0.5 J	0.5 J	16	ND(1)	ND(1)	2	ND(5)	
	04/27/2017	ND(1)	ND(1)	ND(1)	ND(1)	BRL	26	ND(1)	ND(1)	3	ND(5)	
	05/04/2017	ND(1)	ND(1)	ND(1)	ND(1)	BRL	18	ND(1)	ND(1)	2	ND(5)	
	05/24/2017	ND(1)	ND(1)	ND(1)	ND(1)	BRL	14	ND(1)	ND(1)	0.9 J	ND(5)	
	06/28/2017	ND(1)	ND(1)	ND(1)	ND(1)	BRL	7	ND(1)	ND(1)	0.6 J	ND(5)	
	07/24/2017	ND(1)	ND(1)	ND(1)	ND(1)	BRL	4	ND(1)	ND(1)	ND(1)	ND(5)	
08/03/2017	ND(1)	ND(1)	ND(1)	ND(1)	BRL	4	ND(1)	ND(1)	ND(1)	ND(5)		

TABLE 1

**Summary of Groundwater Analytical Results
Inactive Exxon Facility #28077
14528 Jarrettsville Pike
Phoenix, Maryland**

August 8, 2005 through January 22, 2019

Sample ID	Date	Benzene (µg/L)	Toluene (µg/L)	Ethyl- benzene (µg/L)	Total Xylenes (µg/L)	Total BTEX (µg/L)	MTBE (µg/L)	DIPE (µg/L)	ETBE (µg/L)	TAME (µg/L)	TBA (µg/L)	Comments
MW-189D(278)	08/31/2017	ND(1)	ND(1)	ND(1)	2	2	2	ND(1)	ND(1)	ND(1)	ND(5)	
	09/29/2017	ND(1)	ND(1)	0.6 J	4	5 J	2	ND(1)	ND(1)	ND(1)	ND(20)	
	10/31/2017	ND(1)	ND(1)	0.8 J	6	7 J	3	ND(1)	ND(1)	ND(1)	ND(20)	
	11/27/2017	ND(1)	ND(1)	0.7 J	5	6 J	4	ND(1)	ND(1)	ND(1)	ND(20)	
	12/29/2017	ND(1)	ND(1)	ND(1)	2	2	0.9 J	ND(1)	ND(1)	ND(1)	ND(20)	
	01/03/2018	ND(1)	ND(1)	ND(1)	2	2	1 J	ND(1)	ND(1)	ND(1)	ND(5)	
	02/27/2018	ND(1)	ND(1)	ND(1)	0.5 J	0.5 J	0.8 J	ND(1)	ND(1)	ND(1)	ND(5)	
	03/12/2018	ND(1)	ND(1)	1 J	7	8 J	7	ND(1)	ND(1)	0.5 J	ND(5)	
	04/17/2018	ND(1)	8	ND(1)	ND(1)	8	120	0.8 J	2	8	4 J	
	05/15/2018	ND(1)	ND(1)	ND(1)	ND(1)	BRL	75	ND(1)	1	5	ND(20)	
	06/07/2018	ND(1)	ND(1)	ND(1)	ND(1)	BRL	100	ND(1)	2	7	ND(5)	
	07/10/2018	ND(1)	ND(1)	ND(1)	ND(1)	BRL	85	2	2	8	ND(20)	
	08/08/2018	ND(1)	ND(1)	ND(1)	ND(5)	BRL	66	0.6 J	2	6	ND(25)	
	09/11/2018	ND(1)	ND(1)	ND(1)	ND(5)	BRL	120	1 J	3	9	ND(25)	
	10/05/2018	ND(1)	ND(1)	ND(1)	ND(5)	BRL	89	0.9 J	3	6	ND(25)	
	11/14/2018	ND(1)	ND(1)	ND(1)	ND(5)	BRL	88	0.7 J	2	7	ND(25)	
12/19/2018	ND(1)	ND(1)	ND(1)	ND(5)	BRL	4	0.5 J	1	ND(1)	ND(25)		
01/11/2019	ND(1)	ND(1)	ND(1)	ND(5)	BRL	86	1	3	6	ND(25)		
MW-189D(315)	02/08/2017	2	ND(1)	ND(1)	3	5	190	1	2	16	ND(20)	
	03/23/2017	ND(1)	ND(1)	ND(1)	2	2	55	ND(1)	0.8 J	5	ND(5)	
	04/27/2017	ND(1)	ND(1)	ND(1)	ND(1)	BRL	21	ND(1)	ND(1)	2	ND(5)	
	05/04/2017	ND(1)	ND(1)	ND(1)	ND(1)	BRL	8	ND(1)	ND(1)	0.6 J	ND(5)	
	05/24/2017	ND(1)	ND(1)	ND(1)	ND(1)	BRL	11	ND(1)	ND(1)	0.6 J	ND(5)	
	06/28/2017	ND(1)	ND(1)	ND(1)	ND(1)	BRL	4	ND(1)	ND(1)	ND(1)	ND(5)	
	07/24/2017	ND(1)	ND(1)	ND(1)	ND(1)	BRL	3	ND(1)	ND(1)	ND(1)	ND(5)	
	08/03/2017	ND(1)	ND(1)	ND(1)	ND(1)	BRL	3	ND(1)	ND(1)	ND(1)	ND(5)	
	08/31/2017	ND(1)	ND(1)	ND(1)	ND(1)	BRL	3	ND(1)	ND(1)	ND(1)	ND(5)	
	09/29/2017	ND(1)	ND(1)	0.6 J	4	5 J	2	ND(1)	ND(1)	ND(1)	ND(20)	
	10/31/2017	3	ND(1)	ND(1)	2	5	0.7 J	ND(1)	ND(1)	ND(1)	ND(20)	
	11/27/2017	ND(1)	ND(1)	0.6 J	4	5 J	3	ND(1)	ND(1)	ND(1)	ND(20)	
	12/29/2017	ND(1)	ND(1)	ND(1)	2	2	1 J	ND(1)	ND(1)	ND(1)	ND(20)	
	01/03/2018	ND(1)	ND(1)	ND(1)	2	2	0.9 J	ND(1)	ND(1)	ND(1)	ND(5)	
	02/27/2018	ND(1)	ND(1)	ND(1)	0.6 J	0.6 J	0.9 J	ND(1)	ND(1)	ND(1)	ND(5)	
03/12/2018	ND(1)	ND(1)	1	7	8	5	ND(1)	ND(1)	ND(1)	ND(5)		
04/17/2018	ND(1)	ND(1)	ND(1)	ND(1)	BRL	200	2	4	14	3 J		

TABLE 1

**Summary of Groundwater Analytical Results
Inactive Exxon Facility #28077
14528 Jarrettsville Pike
Phoenix, Maryland**

August 8, 2005 through January 22, 2019

Sample ID	Date	Benzene (µg/L)	Toluene (µg/L)	Ethyl- benzene (µg/L)	Total Xylenes (µg/L)	Total BTEX (µg/L)	MTBE (µg/L)	DIPE (µg/L)	ETBE (µg/L)	TAME (µg/L)	TBA (µg/L)	Comments
MW-189D(315)	05/15/2018	ND(1)	ND(1)	ND(1)	ND(1)	BRL	63	ND(1)	0.9 J	4	ND(20)	
	06/07/2018	ND(1)	ND(1)	ND(1)	ND(1)	BRL	63	ND(1)	1	5	ND(5)	
	07/10/2018	ND(1)	ND(1)	ND(1)	ND(1)	BRL	74	2	2	6	ND(20)	
	08/08/2018	ND(1)	ND(1)	ND(1)	ND(5)	BRL	100	0.7 J	2	8	ND(25)	
	09/11/2018	ND(1)	ND(1)	ND(1)	ND(5)	BRL	73	1	3	5	ND(25)	
	10/05/2018	ND(1)	ND(1)	ND(1)	ND(5)	BRL	120	0.8 J	3	9	ND(25)	
	11/14/2018	ND(1)	ND(1)	ND(1)	ND(5)	BRL	70	0.9 J	3	5	ND(25)	
	12/19/2018	ND(1)	ND(1)	ND(1)	ND(5)	BRL	4	0.6 J	1	ND(1)	ND(25)	
01/11/2019	ND(1)	ND(1)	ND(1)	ND(5)	BRL	90	2	5	5	ND(25)		
MW-189D(357)	02/08/2017	1	ND(1)	ND(1)	2	3	53	ND(1)	0.7 J	4	ND(20)	
	03/23/2017	0.5 J	ND(1)	ND(1)	1	2 J	65	ND(1)	0.9 J	6	ND(5)	
	04/27/2017	ND(1)	ND(1)	ND(1)	ND(1)	BRL	21	ND(1)	ND(1)	2	ND(5)	
	05/04/2017	ND(1)	ND(1)	ND(1)	ND(1)	BRL	5	ND(1)	ND(1)	ND(1)	ND(5)	
	05/24/2017	ND(1)	ND(1)	ND(1)	ND(1)	BRL	11	ND(1)	ND(1)	0.8 J	ND(5)	
	06/28/2017	ND(1)	ND(1)	ND(1)	ND(1)	BRL	8	ND(1)	ND(1)	0.7 J	ND(5)	
	07/24/2017	ND(1)	ND(1)	ND(1)	ND(1)	BRL	5	ND(1)	ND(1)	ND(1)	ND(5)	
	08/03/2017	ND(1)	ND(1)	ND(1)	ND(1)	BRL	4	ND(1)	ND(1)	ND(1)	ND(5)	
	08/31/2017	ND(1)	ND(1)	ND(1)	0.6 J	0.6 J	3	ND(1)	ND(1)	ND(1)	ND(5)	
	09/29/2017	ND(1)	ND(1)	0.5 J	4	5 J	2	ND(1)	ND(1)	ND(1)	ND(20)	
	10/31/2017	2	ND(1)	ND(1)	3	5	1	ND(1)	ND(1)	ND(1)	ND(20)	
	11/27/2017	ND(1)	ND(1)	0.7 J	4	5 J	4	ND(1)	ND(1)	ND(1)	ND(20)	
	12/29/2017	ND(1)	ND(1)	ND(1)	2	2	1 J	ND(1)	ND(1)	ND(1)	ND(20)	
	01/03/2018	ND(1)	ND(1)	ND(1)	2	2	0.9 J	ND(1)	ND(1)	ND(1)	ND(5)	
	02/27/2018	ND(1)	ND(1)	ND(1)	0.6 J	0.6 J	0.8 J	ND(1)	ND(1)	ND(1)	ND(5)	
	03/12/2018	ND(1)	ND(1)	1 J	7	8 J	8	ND(1)	ND(1)	0.5 J	ND(5)	
	04/17/2018	ND(1)	3	ND(1)	ND(1)	3	140	1	3	9	4 J	
	05/15/2018	ND(1)	ND(1)	ND(1)	ND(1)	BRL	53	ND(1)	0.7 J	3	ND(20)	
	06/07/2018	ND(1)	ND(1)	ND(1)	ND(1)	BRL	34	ND(1)	0.6 J	2	ND(5)	
	07/10/2018	ND(1)	ND(1)	ND(1)	ND(1)	BRL	84	2	2	8	ND(20)	
08/08/2018	ND(1)	ND(1)	ND(1)	ND(5)	BRL	110	0.8 J	2	8	ND(25)		
09/11/2018	ND(1)	ND(1)	ND(1)	ND(5)	BRL	79	1	4	6	ND(25)		
10/05/2018	ND(1)	ND(1)	ND(1)	ND(5)	BRL	120	0.9 J	3	8	ND(25)		
11/14/2018	ND(1)	ND(1)	ND(1)	ND(5)	BRL	50	1	3	4	ND(25)		
12/19/2018	ND(1)	ND(1)	ND(1)	ND(5)	BRL	4	0.6 J	1	ND(1)	ND(25)		
01/11/2019	ND(1)	ND(1)	ND(1)	ND(5)	BRL	95	0.8 J	2	7	ND(25)		

TABLE 1

**Summary of Groundwater Analytical Results
Inactive Exxon Facility #28077
14528 Jarrettsville Pike
Phoenix, Maryland**

August 8, 2005 through January 22, 2019

Sample ID	Date	Benzene (µg/L)	Toluene (µg/L)	Ethyl- benzene (µg/L)	Total Xylenes (µg/L)	Total BTEX (µg/L)	MTBE (µg/L)	DIPE (µg/L)	ETBE (µg/L)	TAME (µg/L)	TBA (µg/L)	Comments
MW-189D(374)	02/08/2017	1	ND(1)	ND(1)	2	3	110	0.5 J	1	9	ND(20)	
	03/23/2017	0.6 J	ND(1)	ND(1)	1	2 J	85	ND(1)	1	8	2 J	
	04/27/2017	ND(1)	ND(1)	ND(1)	ND(1)	BRL	14	ND(1)	ND(1)	1	ND(5)	
	05/04/2017	ND(1)	ND(1)	ND(1)	ND(1)	BRL	4	ND(1)	ND(1)	ND(1)	ND(5)	
	05/24/2017	ND(1)	ND(1)	ND(1)	ND(1)	BRL	12	ND(1)	ND(1)	0.7 J	ND(5)	
	06/28/2017	ND(1)	ND(1)	ND(1)	ND(1)	BRL	2	ND(1)	ND(1)	ND(1)	ND(5)	
	07/24/2017	ND(1)	ND(1)	ND(1)	ND(1)	BRL	5	ND(1)	ND(1)	ND(1)	ND(5)	
	08/03/2017	ND(1)	ND(1)	ND(1)	ND(1)	BRL	1	ND(1)	ND(1)	ND(1)	ND(5)	
	08/31/2017	ND(1)	ND(1)	ND(1)	ND(1)	BRL	2	ND(1)	ND(1)	ND(1)	ND(5)	
	09/29/2017	ND(1)	ND(1)	ND(1)	4	4	2	ND(1)	ND(1)	ND(1)	ND(20)	
	10/31/2017	2	ND(1)	ND(1)	3	5	0.9 J	ND(1)	ND(1)	ND(1)	ND(20)	
	11/27/2017	ND(1)	ND(1)	0.7 J	4	5 J	4	ND(1)	ND(1)	ND(1)	ND(20)	
	12/29/2017	ND(1)	ND(1)	ND(1)	2	2	1 J	ND(1)	ND(1)	ND(1)	ND(20)	
	01/03/2018	ND(1)	ND(1)	ND(1)	2	2	0.9 J	ND(1)	ND(1)	ND(1)	ND(5)	
	02/27/2018	ND(1)	ND(1)	ND(1)	0.6 J	0.6 J	0.9 J	ND(1)	ND(1)	ND(1)	ND(5)	
	03/12/2018	ND(1)	ND(1)	0.8 J	6	7 J	6	ND(1)	ND(1)	ND(1)	ND(5)	
	04/17/2018	ND(1)	0.7 J	ND(1)	ND(1)	0.7 J	190	1	4	13	3 J	
	05/15/2018	ND(1)	ND(1)	ND(1)	ND(1)	BRL	55	ND(1)	0.8 J	3	ND(20)	
	06/07/2018	ND(1)	ND(1)	ND(1)	ND(1)	BRL	82	ND(1)	2	6	ND(5)	
	07/10/2018	ND(1)	ND(1)	ND(1)	ND(1)	BRL	69	2	2	6	ND(20)	
08/08/2018	ND(1)	0.3 J	ND(1)	ND(5)	0.3 J	88	0.8 J	2	7	ND(25)		
09/11/2018	ND(1)	ND(1)	ND(1)	ND(5)	BRL	100	1 J	3	7	ND(25)		
10/05/2018	ND(1)	ND(1)	ND(1)	ND(5)	BRL	100	0.9 J	3	8	ND(25)		
11/14/2018	ND(1)	ND(1)	ND(1)	ND(5)	BRL	59	0.8 J	2	5	ND(25)		
12/19/2018	ND(1)	ND(1)	ND(1)	ND(5)	BRL	4	0.6 J	1	ND(1)	ND(25)		
01/11/2019	ND(1)	ND(1)	ND(1)	ND(5)	BRL	61	1	3	4	ND(25)		
MW-189D(384)	12/19/2016	3	ND(1)	ND(1)	ND(1)	3	490	2	7	46	12 J	
SVE-1	01/28/2009	8.7 J	ND(20)	ND(20)	10 J	19 J	13600	20.7 J	67 J	791	ND(500)	
	02/26/2009	10.6	1	ND(1.0)	12.6	24	14100	26.4	81.2	649	480	
	06/08/2009	ND(5.0)	ND(5.0)	ND(5.0)	ND(5.0)	BRL	5960	3.1 J	12.2 J	158	239	
	09/09/2009	30.4	36.3	7.5 J	78.6	152.8 J	6020	14 J	32.7 J	327	317	
	12/10/2009	60.5	116	2.7 J	327	506 J	2390	12.6 J	29.4	304	ND(130)	
	03/08/2010	0.87 J	0.89 J	ND(1.0)	1.2	3.0 J	281	3.3 J	6.6	32.5	ND(25)	
	06/04/2010	1950	6720	566	2920	12156	25600	146 J	342	4130	1280 J	
06/24/2010	1230	3540	256	1390	6416	16300	93.7 J	234 J	3310	1170 J		

TABLE 1

**Summary of Groundwater Analytical Results
Inactive Exxon Facility #28077
14528 Jarrettsville Pike
Phoenix, Maryland**

August 8, 2005 through January 22, 2019

Sample ID	Date	Benzene (µg/L)	Toluene (µg/L)	Ethyl- benzene (µg/L)	Total Xylenes (µg/L)	Total BTEX (µg/L)	MTBE (µg/L)	DIPE (µg/L)	ETBE (µg/L)	TAME (µg/L)	TBA (µg/L)	Comments
SVE-1	07/26/2010	ND(20)	ND(20)	ND(20)	ND(20)	BRL	5560	36.5 J	89.6 J	804	ND(500)	
	08/24/2010	ND(5.0)	ND(5.0)	ND(5.0)	ND(5.0)	BRL	1610	9.7 J	23 J	141	ND(130)	
	09/22/2010	0.77 J	0.53 J	ND(1.0)	ND(1.0)	1.30 J	911	11.4	21	79.3	37.7	
	10/27/2010	1.7	1.6	ND(1.0)	1	4	346	3.5 J	7.3	30	ND(25)	
	11/30/2010	248	52.1	35.8	40.5	376	2680	26.9	64.7	459	1840	
	12/20/2010	5.6	2.8 J	ND(5.0)	ND(5.0)	8.4 J	1640	9.2 J	21 J	193	195	
	01/25/2011	1	0.4 J	ND(1.0)	ND(1.0)	1 J	426	2.4 J	5.7	46.1	ND(25)	
	02/25/2011	ND(1.0)	ND(1.0)	0.58 J	5.5	6.1 J	325	3.7 J	6.1	40.8	ND(25)	
	03/23/2011	0.52 J	0.39 J	0.95 J	10.1	12.0 J	200	2.1 J	3.8 J	28.3	ND(25)	
	04/27/2011	4.9	7.8	0.62 J	2.5	15.8 J	395	4.9 J	7.4	47.7	13.6 J	
	05/24/2011	0.57 J	0.99 J	ND(1.0)	0.49 J	2.05 J	560	4.9 J	8.6	71.7	ND(25)	
	06/24/2011	0.22 J	0.29 J	ND(1.0)	0.25 J	0.76 J	873	6.7	13.7	153	11 J	
	07/27/2011	ND(1.0)	ND(1.0)	ND(1.0)	ND(1.0)	BRL	481	6	10.4	60.4	ND(25)	
	08/31/2011	15.9	15.2	ND(5.0)	13.1	44.2	2110	14 J	28.3	299	62.2 J	
	09/28/2011	0.8 J	0.91 J	ND(1.0)	0.73 J	2.4 J	783	4.9 J	11.1	124	ND(25)	
	10/27/2011	6.5	10.2	ND(1.0)	6.9	23.6	654	5.2	11.8	144	17.2 J	
	11/30/2011	23.8	15.4	0.64 J	10.1	49.9 J	650	7.9	15.9	96.3	44	
	12/20/2011	ND(1.0)	ND(1.0)	ND(1.0)	ND(1.0)	BRL	11.4	0.58 J	0.74 J	0.48 J	ND(25)	
	01/23/2012	ND(1.0)	ND(1.0)	ND(1.0)	ND(1.0)	BRL	7.1	1 J	1.5 J	3.6 J	ND(25)	
	02/20/2012	0.4 J	ND(1.0)	ND(1.0)	ND(1.0)	0.4 J	13.7	2.9 J	5.7	17.3	ND(25)	
	03/21/2012	ND(1.0)	ND(1.0)	ND(1.0)	ND(1.0)	BRL	3.1	1.7 J	2.2 J	0.73 J	ND(25)	
	04/24/2012	ND(1.0)	ND(1.0)	ND(1.0)	ND(1.0)	BRL	22.6	1.9 J	3.7 J	13.6	ND(25)	
	05/29/2012	ND(1.0)	ND(1.0)	ND(1.0)	ND(1.0)	BRL	5.3	0.86 J	1.6 J	2.5 J	ND(25)	
	06/22/2012	ND(1.0)	ND(1.0)	ND(1.0)	ND(1.0)	BRL	1.6	0.8 J	ND(5.0)	ND(5.0)	ND(25)	
	07/24/2012	ND(1.0)	ND(1.0)	ND(1.0)	ND(1.0)	BRL	2.8	0.76 J	1.6 J	ND(5.0)	ND(25)	
	08/22/2012	ND(1.0)	ND(1.0)	ND(1.0)	ND(1.0)	BRL	4.9	0.33 J	0.81 J	ND(5.0)	ND(25)	
	09/11/2012	ND(1.0)	ND(1.0)	ND(1.0)	ND(1.0)	BRL	11.5	ND(5.0)	0.29 J	ND(5.0)	ND(25)	
	10/23/2012	ND(1.0)	ND(1.0)	ND(1.0)	ND(1.0)	BRL	1.6	ND(5.0)	0.29 J	ND(5.0)	ND(25)	
	11/26/2012	ND(1.0)	ND(1.0)	ND(1.0)	ND(1.0)	BRL	2.7	0.28 J	0.52 J	ND(5.0)	ND(25)	
	12/17/2012	ND(1.0)	ND(1.0)	ND(1.0)	ND(1.0)	BRL	1.8	0.35 J	0.71 J	ND(5.0)	ND(25)	
	01/22/2013	ND(1.0)	ND(1.0)	ND(1.0)	ND(1.0)	BRL	2.3	0.28 J	0.51 J	ND(5.0)	ND(25)	
	02/25/2013	ND(1.0)	ND(1.0)	ND(1.0)	ND(1.0)	BRL	2.1	0.54 J	1.1 J	ND(5.0)	ND(25)	
	03/29/2013	ND(1.0)	ND(1.0)	ND(1.0)	ND(1.0)	BRL	94.3	2.4 J	4.7 J	ND(5.0)	ND(25)	
	04/26/2013	ND(1.0)	ND(1.0)	ND(1.0)	ND(1.0)	BRL	3.5	1.7 J	4.2 J	ND(5.0)	ND(25)	
	05/21/2013	ND(1.0)	ND(1.0)	ND(1.0)	ND(1.0)	BRL	4.5	1.6 J	2.5 J	ND(5.0)	ND(25)	

TABLE 1

**Summary of Groundwater Analytical Results
Inactive Exxon Facility #28077
14528 Jarrettsville Pike
Phoenix, Maryland**

August 8, 2005 through January 22, 2019

Sample ID	Date	Benzene (µg/L)	Toluene (µg/L)	Ethyl- benzene (µg/L)	Total Xylenes (µg/L)	Total BTEX (µg/L)	MTBE (µg/L)	DIPE (µg/L)	ETBE (µg/L)	TAME (µg/L)	TBA (µg/L)	Comments
SVE-1	06/14/2013	ND(1.0)	ND(1.0)	ND(1.0)	ND(1.0)	BRL	3.4	1.5 J	3.5 J	ND(5.0)	ND(25)	
	07/25/2013	ND(1.0)	ND(1.0)	ND(1.0)	ND(1.0)	BRL	11.8	0.75 J	1.5 J	0.49 J	ND(25)	
	08/23/2013	ND(1.0)	ND(1.0)	ND(1.0)	ND(1.0)	BRL	2	0.52 J	0.86 J	ND(5.0)	ND(25)	
	09/24/2013	0.34 J	ND(1.0)	ND(1.0)	ND(1.0)	0.34 J	4.3	0.60 J	1.3 J	1.1 J	ND(25)	
	10/16/2013	ND(1.0)	ND(1.0)	ND(1.0)	ND(1.0)	BRL	7.6	1.3 J	2.8 J	ND(5.0)	ND(25)	
	11/12/2013	ND(1.0)	ND(1.0)	ND(1.0)	ND(1.0)	BRL	0.67 J	ND(5.0)	ND(5.0)	ND(5.0)	ND(25)	
	12/17/2013	ND(1.0)	ND(1.0)	ND(1.0)	ND(1.0)	BRL	2.8	0.88 J	2.2 J	ND(5.0)	ND(25)	
	01/27/2014	ND(1.0)	ND(1.0)	ND(1.0)	ND(1.0)	BRL	4.2	0.44 J	1.3 J	ND(5.0)	23.8 J	
	02/18/2014	0.89 J	ND(1.0)	ND(1.0)	ND(1.0)	0.89 J	180	3.3 J	9.0	5.2	193	
	03/18/2014	ND(0.50)	ND(1.0)	ND(0.50)	ND(1.0)	BRL	306	2.6	7.0	37.9	14.4 J	
	04/21/2014	0.99	ND(1.0)	ND(0.50)	ND(1.0)	0.99	0.73 J	ND(2.0)	ND(5.0)	ND(5.0)	ND(25)	
	05/19/2014	0.34 J	ND(1.0)	ND(0.50)	0.30 J	0.64 J	443	2.9	6.2	60.7	ND(25)	
	06/23/2014	1.5	ND(2.5)	ND(2.5)	ND(2.5)	1.5	306	1.6 J	3.4 J	31.5	ND(63)	
	07/21/2014	0.59	ND(1.0)	ND(1.0)	ND(1.0)	0.59	15.2	0.38 J	0.69 J	1.0 J	ND(25)	
	08/19/2014	ND(0.50)	ND(1.0)	ND(1.0)	ND(1.0)	BRL	6.8	0.37 J	0.72 J	0.42 J	ND(10)	
	09/17/2014	ND(0.50)	ND(1.0)	ND(1.0)	ND(1.0)	BRL	2.0	0.26 J	0.42 J	ND(2.0)	ND(10)	
	10/20/2014	ND(0.50)	ND(1.0)	ND(1.0)	ND(1.0)	BRL	1.2	ND(2.0)	ND(2.0)	ND(2.0)	ND(10)	
	11/11/2014	ND(0.50)	ND(1.0)	ND(1.0)	ND(1.0)	BRL	1.0	ND(2.0)	ND(2.0)	ND(2.0)	ND(10)	
	12/09/2014	ND(0.50)	ND(1.0)	ND(1.0)	ND(1.0)	BRL	24.3	0.21 J	0.70 J	0.42 J	ND(10)	
	01/19/2015	ND(1)	ND(1)	ND(1)	ND(1)	BRL	1	ND(1)	ND(1)	ND(1)	ND(5)	
	02/10/2015	ND(1)	ND(1)	ND(1)	ND(1)	BRL	1	ND(1)	ND(1)	ND(1)	ND(5)	
	03/10/2015	ND(1)	ND(1)	ND(1)	ND(1)	BRL	3	ND(1)	ND(1)	ND(1)	ND(5)	
	04/24/2015	ND(1)	ND(1)	ND(1)	ND(1)	BRL	7	ND(1)	ND(1)	ND(1)	ND(5)	
	05/12/2015	0.9 J	0.8 J	ND(1)	1	3 J	450	3	7	41	14	
	06/18/2015	ND(1)	ND(1)	ND(1)	ND(1)	BRL	1	ND(1)	ND(1)	ND(1)	ND(5)	
	07/20/2015	ND(1)	ND(1)	ND(1)	ND(1)	BRL	5	ND(1)	ND(1)	ND(1)	ND(5)	
	08/10/2015	ND(1)	ND(1)	ND(1)	ND(1)	BRL	4	ND(1)	ND(1)	ND(1)	ND(5)	
	09/11/2015	ND(1)	ND(1)	ND(1)	ND(1)	BRL	16	0.5 J	1	0.6 J	ND(20)	
	10/09/2015	ND(1)	ND(1)	ND(1)	ND(1)	BRL	0.9 J	ND(1)	ND(1)	ND(1)	ND(5)	
	11/10/2015	ND(1)	ND(1)	ND(1)	ND(1)	BRL	0.9 J	ND(1)	ND(1)	ND(1)	ND(5)	
12/22/2015	ND(1)	ND(1)	ND(1)	ND(1)	BRL	1 J	ND(1)	ND(1)	ND(1)	ND(5)		
01/07/2016	ND(1)	ND(1)	ND(1)	ND(1)	BRL	0.8 J	ND(1)	ND(1)	ND(1)	ND(5)		
02/08/2016	ND(1)	ND(1)	ND(1)	ND(1)	BRL	11	ND(1)	0.6 J	ND(1)	5 J		
03/14/2016	ND(1)	ND(1)	ND(1)	ND(1)	BRL	15	ND(1)	0.7 J	ND(1)	2 J		
04/21/2016	ND(1)	ND(1)	ND(1)	ND(1)	BRL	1	ND(1)	ND(1)	ND(1)	ND(5)		

TABLE 1

**Summary of Groundwater Analytical Results
Inactive Exxon Facility #28077
14528 Jarrettsville Pike
Phoenix, Maryland**

August 8, 2005 through January 22, 2019

Sample ID	Date	Benzene (µg/L)	Toluene (µg/L)	Ethyl- benzene (µg/L)	Total Xylenes (µg/L)	Total BTEX (µg/L)	MTBE (µg/L)	DIPE (µg/L)	ETBE (µg/L)	TAME (µg/L)	TBA (µg/L)	Comments
SVE-1	05/16/2016	ND(1)	ND(1)	ND(1)	ND(1)	BRL	1 J	ND(1)	ND(1)	ND(1)	ND(5)	
	06/13/2016	8	11	1	19	39	810	5	10	84	110	
	07/26/2016	ND(1)	ND(1)	ND(1)	ND(1)	BRL	ND(1)	ND(1)	ND(1)	ND(1)	ND(5)	
	08/25/2016	ND(1)	ND(1)	ND(1)	ND(1)	BRL	1	ND(1)	ND(1)	ND(1)	ND(5)	
	09/19/2016	ND(1)	ND(1)	ND(1)	ND(1)	BRL	0.9 J	ND(1)	ND(1)	ND(1)	ND(20)	
	10/24/2016	ND(1)	ND(1)	ND(1)	ND(1)	BRL	1	ND(1)	ND(1)	ND(1)	ND(5)	
	11/30/2016	ND(1)	ND(1)	ND(1)	ND(1)	BRL	ND(1)	ND(1)	ND(1)	ND(1)	ND(5)	
	12/08/2016	ND(1)	ND(1)	ND(1)	ND(1)	BRL	1 J	ND(1)	0.6 J	ND(1)	ND(5)	
	01/30/2017	ND(1)	ND(1)	ND(1)	ND(1)	BRL	5	ND(1)	0.6 J	ND(1)	ND(5)	
	02/10/2017	8	19	0.6 J	9	37 J	18	0.6 J	1	5	3 J	
	03/20/2017	ND(1)	ND(1)	ND(1)	ND(1)	BRL	5	ND(1)	ND(1)	ND(1)	ND(5)	
	04/07/2017	ND(1)	ND(1)	ND(1)	ND(1)	BRL	2	ND(1)	ND(1)	ND(1)	ND(5)	
	05/23/2017	ND(1)	ND(1)	ND(1)	ND(1)	BRL	ND(1)	ND(1)	ND(1)	ND(1)	ND(5)	
	06/13/2017	3	18	5	22	48	56	ND(1)	0.6 J	5	5	
	07/27/2017	1	3	ND(1)	5	9	53	0.5 J	0.9 J	4	4 J	
	08/01/2017	8	24	1	34	67	150	0.9 J	2	13	17	
	09/21/2017	ND(1)	ND(1)	ND(1)	ND(1)	BRL	71	1	2	4	6 J	
	10/10/2017	ND(1)	ND(1)	ND(1)	ND(1)	BRL	3	ND(1)	ND(1)	ND(1)	ND(5)	
	11/22/2017	ND(1)	ND(1)	ND(1)	ND(1)	BRL	2	0.5 J	1	ND(1)	ND(5)	
	12/27/2017	ND(1)	ND(1)	ND(1)	ND(1)	BRL	ND(1)	ND(1)	ND(1)	ND(1)	ND(20)	
	01/15/2018	ND(1)	ND(1)	ND(1)	ND(1)	BRL	11	0.6 J	1	ND(1)	ND(5)	
	02/28/2018	ND(1)	ND(1)	ND(1)	ND(1)	BRL	86	1	2	6	33	
	03/07/2018	ND(1)	ND(1)	ND(1)	ND(1)	BRL	8	ND(1)	ND(1)	0.6 J	3 J	
	04/05/2018	ND(1)	ND(1)	ND(1)	ND(1)	BRL	2	ND(1)	ND(1)	ND(1)	ND(5)	
	05/09/2018	ND(1)	ND(1)	ND(1)	ND(1)	BRL	14	ND(1)	0.7 J	ND(1)	ND(5)	
	06/06/2018	0.6 J	1	ND(1)	ND(1)	2 J	110	2	3	4	15	
07/10/2018	3	2	ND(1)	4	9	290	2	4	18	22		
08/24/2018	ND(1)	ND(1)	ND(1)	ND(5)	BRL	32	0.8 J	1	1	ND(25)		
09/12/2018	0.2 J	ND(1)	ND(1)	ND(5)	0.2 J	76	1	2	3	26		
10/24/2018	ND(1)	ND(1)	ND(1)	ND(5)	BRL	7	0.4 J	1	ND(1)	ND(25)		
12/03/2018	ND(1)	ND(1)	ND(1)	ND(5)	BRL	10	0.7 J	1	ND(1)	ND(25)		
12/27/2018	ND(1)	ND(1)	ND(1)	ND(5)	BRL	21	1 J	2	0.3 J	ND(25)		
01/07/2019	ND(1)	ND(1)	ND(1)	ND(5)	BRL	4	0.5 J	0.7 J	ND(1)	ND(25)		
SVE-3	01/28/2009	4	27.5	2.4	10.8	45	182	0.44 J	1.7 J	11.4	ND(25)	
	02/26/2009	1.4	ND(1.0)	ND(1.0)	0.99 J	2.4 J	306	0.76 J	2.7 J	13	ND(25)	

TABLE 1

**Summary of Groundwater Analytical Results
Inactive Exxon Facility #28077
14528 Jarrettsville Pike
Phoenix, Maryland**

August 8, 2005 through January 22, 2019

Sample ID	Date	Benzene (µg/L)	Toluene (µg/L)	Ethyl- benzene (µg/L)	Total Xylenes (µg/L)	Total BTEX (µg/L)	MTBE (µg/L)	DIPE (µg/L)	ETBE (µg/L)	TAME (µg/L)	TBA (µg/L)	Comments
SVE-3	06/08/2009	124	46.4	3.8 J	71.2	245 J	14500	24.4 J	80.8	576	431	
	06/24/2009	ND(50)	ND(50)	ND(50)	31.5 J	31.5 J	15600	30.7 J	97.3 J	650	ND(1300)	
	07/16/2009	247	33.4 J	ND(100)	273	553 J	13300	ND(500)	87 J	688	ND(2500)	
	08/25/2009	130	8.5 J	ND(20)	93.3	232 J	12300	24.2 J	84.2 J	737	ND(500)	
	09/17/2009	38.9	7.1 J	ND(20)	72.5	118.5 J	8630	23.7 J	81.5 J	575	159 J	
	10/14/2009	55.8	ND(10)	ND(10)	67.7	123.5	5830	18.5 J	56	394	ND(250)	
	11/24/2009	90	4.2 J	ND(10)	121	215 J	5310	17.8 J	62.7	416	ND(250)	
	12/22/2009	25.2	ND(10)	ND(10)	27.7	52.9	4480	12.3 J	51.5	353	ND(250)	
	01/25/2010	12.2	ND(1.0)	ND(1.0)	12	24	4140	12.2	43.4	254	117	
	02/22/2010	17.8	ND(5.0)	ND(5.0)	15.9	33.7	4130	11.5 J	44.6	263	ND(130)	
	03/18/2010	12	ND(5.0)	ND(5.0)	10.2	22	4150	12.5 J	42.9	207	ND(130)	
	04/21/2010	6.4	ND(2.5)	ND(2.5)	5.4	11.8	3800	12.7 J	44.5	238	111	
	05/26/2010	6.6	ND(5.0)	ND(5.0)	4.9	11.5	3170	11.3	37	262	ND(130)	
	06/29/2010	5.4 J	ND(10)	ND(10)	ND(10)	5.4 J	3030	12.5 J	36.2 J	231	ND(250)	
	07/26/2010	90.6	ND(5.0)	ND(5.0)	49.2	139.8	3500	11.6 J	40.2	280	43.5 J	
	08/24/2010	3.7 J	ND(5.0)	ND(5.0)	2.1 J	5.8 J	2100	6.9 J	24.5 J	178	ND(130)	
	09/29/2010	14.7	ND(5.0)	ND(5.0)	11.2	25.9	2260	9.3 J	30.7	267	ND(130)	
	10/27/2010	8.4 J	ND(10)	ND(10)	4.3 J	12.7 J	2180	9.7 J	31.3 J	236	40.2 J	
	11/30/2010	3.2 J	ND(5.0)	ND(5.0)	ND(5.0)	3.2 J	2430	10 J	29.4	245	ND(130)	
	12/20/2010	4.3 J	ND(5.0)	ND(5.0)	4.7 J	9.0 J	2360	10 J	30.1	244	ND(130)	
	01/25/2011	3.1	ND(2.5)	ND(2.5)	2.6	5.7	1790	6.4 J	21.1	185	ND(63)	
	02/25/2011	4.6	ND(1.0)	ND(1.0)	5.5	10.1	1580	9.2	28.7	214	57.5	
	03/23/2011	3.5 J	ND(5.0)	ND(5.0)	4.4 J	7.9 J	1990	7.4 J	21.2 J	187	ND(130)	
	04/27/2011	1.2 J	ND(2.5)	ND(2.5)	1.2 J	2.4 J	1370	5.5 J	16.6	119	53.8 J	
	05/24/2011	1.1 J	ND(2.5)	ND(2.5)	ND(2.5)	1.1 J	1350	4.1 J	12.5 J	108	ND(63)	
	06/24/2011	ND(5.0)	ND(5.0)	ND(5.0)	ND(5.0)	BRL	1430	5.4 J	16.3 J	152	ND(130)	
	07/27/2011	1.7	ND(1.0)	ND(1.0)	1.4	3.1	1610	5.4	13.9	110	27.4	
	08/31/2011	2.5	ND(2)	ND(2)	2.4	4.9	1470	6.7 J	17.3	140	35.2 J	
	09/28/2011	1.6 J	ND(2.5)	ND(2.5)	1.2 J	2.8 J	1140	3.8 J	12.1 J	117	ND(63)	
	10/27/2011	1.8	ND(1.0)	ND(1.0)	1.7	3.5	1060	5	15.6	111	ND(25)	
	11/30/2011	1.7	ND(1.0)	ND(1.0)	1.5	3.2	558	3.1 J	9.7	69	8.2 J	
	12/20/2011	1	ND(1.0)	ND(1.0)	0.58 J	2 J	567	3.8 J	9.5	58.5	ND(25)	
	01/23/2012	2.3	ND(1.0)	ND(1.0)	0.92 J	3.2 J	432	3.1 J	6.8	43.9	20.1 J	
	02/20/2012	2.4	ND(1.0)	ND(1.0)	0.77 J	3.2 J	607	3.7 J	9	57.5	14.1 J	
	03/21/2012	3	ND(1.0)	ND(1.0)	0.68 J	4 J	376	3 J	6.2	43	36.8	

TABLE 1

**Summary of Groundwater Analytical Results
Inactive Exxon Facility #28077
14528 Jarrettsville Pike
Phoenix, Maryland**

August 8, 2005 through January 22, 2019

Sample ID	Date	Benzene (µg/L)	Toluene (µg/L)	Ethyl- benzene (µg/L)	Total Xylenes (µg/L)	Total BTEX (µg/L)	MTBE (µg/L)	DIPE (µg/L)	ETBE (µg/L)	TAME (µg/L)	TBA (µg/L)	Comments
SVE-3	04/24/2012	2.1	ND(1.0)	ND(1.0)	0.7 J	2.8 J	282	2 J	4.7 J	28.2	ND(25)	
	05/29/2012	10.9	ND(1.0)	ND(1.0)	3.9	14.8	572	3.7	9.3	70	39.9	
	06/22/2012	0.27 J	ND(1.0)	ND(1.0)	ND(1.0)	0.27 J	147	1.3 J	2.5 J	12.8	ND(25)	
	07/24/2012	ND(1.0)	ND(1.0)	ND(1.0)	ND(1.0)	BRL	18.2	0.31 J	0.54 J	2 J	ND(25)	
	08/22/2012	ND(1.0)	ND(1.0)	ND(1.0)	ND(1.0)	BRL	16	0.32 J	0.62 J	1.4 J	ND(25)	
	09/11/2012	ND(1.0)	ND(1.0)	ND(1.0)	ND(1.0)	BRL	49.8	0.79 J	1.4 J	ND(5.0)	ND(25)	
	10/23/2012	ND(1.0)	ND(1.0)	ND(1.0)	ND(1.0)	BRL	5.4	0.27 J	0.36 J	ND(5.0)	ND(25)	
	11/26/2012	ND(1.0)	ND(1.0)	ND(1.0)	ND(1.0)	BRL	5.6	0.65 J	0.99 J	ND(5.0)	ND(25)	
	12/17/2012	ND(1.0)	ND(1.0)	ND(1.0)	ND(1.0)	BRL	2	0.19 J	ND(5.0)	ND(5.0)	ND(25)	
	01/22/2013	ND(1.0)	ND(1.0)	ND(1.0)	ND(1.0)	BRL	8.3	0.75 J	1.4 J	ND(5.0)	ND(25)	
	02/25/2013	ND(1.0)	ND(1.0)	ND(1.0)	ND(1.0)	BRL	6.8	0.24 J	0.54 J	0.48 J	ND(25)	
	03/29/2013	ND(1.0)	ND(1.0)	ND(1.0)	ND(1.0)	BRL	21.5	0.69 J	1.8 J	ND(5.0)	ND(25)	
	04/26/2013	ND(1.0)	ND(1.0)	ND(1.0)	ND(1.0)	BRL	3.3	0.46 J	0.62 J	ND(5.0)	ND(25)	
	05/21/2013	ND(1.0)	ND(1.0)	ND(1.0)	ND(1.0)	BRL	2.8	0.37 J	0.32 J	ND(5.0)	ND(25)	
	06/14/2013	ND(1.0)	ND(1.0)	ND(1.0)	ND(1.0)	BRL	2.4	0.34 J	0.46 J	ND(5.0)	ND(25)	
	07/25/2013	ND(1.0)	ND(1.0)	ND(1.0)	ND(1.0)	BRL	1.5	0.23 J	ND(5.0)	ND(5.0)	ND(25)	
	08/23/2013	ND(1.0)	ND(1.0)	ND(1.0)	ND(1.0)	BRL	1.3	ND(5.0)	ND(5.0)	ND(5.0)	ND(25)	
	09/24/2013	ND(1.0)	ND(1.0)	ND(1.0)	ND(1.0)	BRL	2.4	ND(5.0)	ND(5.0)	ND(5.0)	ND(25)	
	10/16/2013	ND(1.0)	ND(1.0)	ND(1.0)	ND(1.0)	BRL	2	0.39 J	0.47 J	ND(5.0)	ND(25)	
	11/12/2013	ND(1.0)	ND(1.0)	ND(1.0)	ND(1.0)	BRL	0.56 J	ND(5.0)	ND(5.0)	ND(5.0)	ND(25)	
	12/17/2013	ND(1.0)	ND(1.0)	ND(1.0)	ND(1.0)	BRL	1.2	0.33 J	0.49 J	ND(5.0)	ND(25)	
	01/27/2014	ND(1.0)	ND(1.0)	ND(1.0)	ND(1.0)	BRL	ND(1.0)	ND(5.0)	ND(5.0)	ND(5.0)	ND(25)	
	02/18/2014	ND(1.0)	ND(1.0)	ND(1.0)	ND(1.0)	BRL	2.7	ND(5.0)	ND(5.0)	ND(5.0)	7.0 J	
	03/18/2014	ND(0.50)	ND(1.0)	ND(0.50)	ND(1.0)	BRL	2.1	0.25 J	0.41 J	ND(5.0)	ND(25)	
	04/21/2014	6.3	ND(1.0)	ND(0.50)	ND(1.0)	6.3	0.87 J	ND(2.0)	ND(5.0)	ND(5.0)	ND(25)	
	05/19/2014	3.0	ND(1.0)	ND(0.50)	ND(1.0)	3.0	2.0	0.30 J	0.47 J	ND(5.0)	ND(25)	
	06/24/2014	1.2	ND(1.0)	ND(1.0)	ND(1.0)	1.2	0.81 J	ND(2.0)	0.21 J	ND(5.0)	ND(25)	
	07/22/2014	0.86	ND(1.0)	ND(1.0)	ND(1.0)	0.86	1.7	0.32 J	0.44 J	ND(5.0)	ND(25)	
	08/19/2014	0.46 J	ND(1.0)	ND(1.0)	ND(1.0)	0.46 J	1.3	ND(2.0)	0.29 J	ND(2.0)	ND(10)	
	09/18/2014	0.31 J	ND(1.0)	ND(1.0)	ND(1.0)	0.31 J	2.2	0.31 J	0.48 J	ND(2.0)	ND(10)	
10/20/2014	ND(0.50)	ND(1.0)	ND(1.0)	ND(1.0)	BRL	3.2	0.59 J	0.58 J	ND(2.0)	ND(10)		
11/11/2014	ND(0.50)	ND(1.0)	ND(1.0)	ND(1.0)	BRL	2.6	0.28 J	0.53 J	ND(2.0)	ND(10)		
12/09/2014	ND(0.50)	ND(1.0)	ND(1.0)	ND(1.0)	BRL	4.3	0.33 J	0.71 J	ND(2.0)	ND(10)		
01/19/2015	ND(1)	ND(1)	ND(1)	ND(1)	BRL	2	ND(1)	ND(1)	ND(1)	ND(5)		
02/10/2015	ND(1)	ND(1)	ND(1)	ND(1)	BRL	1	ND(1)	ND(1)	ND(1)	ND(5)		

TABLE 1

**Summary of Groundwater Analytical Results
Inactive Exxon Facility #28077
14528 Jarrettsville Pike
Phoenix, Maryland**

August 8, 2005 through January 22, 2019

Sample ID	Date	Benzene (µg/L)	Toluene (µg/L)	Ethyl- benzene (µg/L)	Total Xylenes (µg/L)	Total BTEX (µg/L)	MTBE (µg/L)	DIPE (µg/L)	ETBE (µg/L)	TAME (µg/L)	TBA (µg/L)	Comments
SVE-3	03/10/2015	ND(1)	ND(1)	ND(1)	ND(1)	BRL	50	ND(1)	1	1	ND(5)	
	04/24/2015	ND(1)	ND(1)	ND(1)	ND(1)	BRL	2	ND(1)	ND(1)	ND(1)	ND(5)	
	05/12/2015	4	10	0.8 J	3	18 J	3	ND(1)	ND(1)	ND(1)	ND(5)	
	06/17/2015	ND(1)	ND(1)	ND(1)	ND(1)	BRL	2	ND(1)	ND(1)	ND(1)	ND(5)	
	07/20/2015	2	ND(1)	ND(1)	ND(1)	2	88	1	3	3	120	
	08/10/2015	ND(1)	ND(1)	ND(1)	ND(1)	BRL	3	ND(1)	0.6 J	ND(1)	ND(5)	
	09/11/2015	ND(1)	ND(1)	ND(1)	ND(1)	BRL	3	0.5 J	1	ND(1)	ND(20)	
	10/09/2015	ND(1)	ND(1)	ND(1)	ND(1)	BRL	3	0.5 J	1	ND(1)	ND(5)	
	11/10/2015	ND(1)	ND(1)	ND(1)	ND(1)	BRL	3	0.6 J	1	ND(1)	ND(5)	
	12/22/2015	ND(1)	ND(1)	ND(1)	ND(1)	BRL	4	0.6 J	1	ND(1)	ND(5)	
	01/07/2016	ND(1)	ND(1)	ND(1)	ND(1)	BRL	3	ND(1)	1	ND(1)	ND(5)	
	02/08/2016	ND(1)	ND(1)	ND(1)	ND(1)	BRL	3	0.5 J	1	ND(1)	4 J	
	03/14/2016	ND(1)	ND(1)	ND(1)	ND(1)	BRL	3	0.6 J	1	ND(1)	ND(5)	
	04/21/2016	ND(1)	ND(1)	ND(1)	ND(1)	BRL	2	ND(1)	0.9 J	ND(1)	ND(5)	
	05/16/2016	ND(1)	ND(1)	ND(1)	ND(1)	BRL	2	0.6 J	1	ND(1)	ND(5)	
	06/13/2016	ND(1)	ND(1)	ND(1)	ND(1)	BRL	2	ND(1)	1	ND(1)	ND(5)	
	07/26/2016	3	14	ND(1)	4	21	3	0.6 J	1	ND(1)	ND(5)	
	08/25/2016	4	26	1	7	38	3	0.6 J	1	ND(1)	ND(5)	
	09/28/2016	ND(1)	ND(1)	ND(1)	ND(1)	BRL	2	ND(1)	ND(1)	ND(1)	ND(20)	
	10/24/2016	ND(1)	ND(1)	ND(1)	ND(1)	BRL	1	ND(1)	0.9 J	ND(1)	ND(5)	
	11/30/2016	ND(1)	ND(1)	ND(1)	ND(1)	BRL	0.8 J	ND(1)	0.8 J	ND(1)	ND(5)	
	12/08/2016	ND(1)	ND(1)	ND(1)	ND(1)	BRL	1	ND(1)	1	ND(1)	ND(5)	
	01/30/2017	9	21	1	11	42	7	ND(1)	1 J	1	ND(5)	
	02/10/2017	10	1	ND(1)	6	17	8	ND(1)	1	2	ND(5)	
	03/20/2017	ND(1)	ND(1)	ND(1)	ND(1)	BRL	0.9 J	ND(1)	0.8 J	ND(1)	ND(5)	
	04/07/2017	ND(1)	0.7 J	ND(1)	1	2 J	3	ND(1)	1 J	ND(1)	ND(5)	
	05/23/2017	ND(1)	ND(1)	ND(1)	ND(1)	BRL	0.8 J	ND(1)	0.6 J	ND(1)	ND(5)	
	06/13/2017	ND(1)	ND(1)	ND(1)	ND(1)	BRL	ND(1)	ND(1)	ND(1)	ND(1)	ND(5)	
07/27/2017	ND(1)	ND(1)	ND(1)	ND(1)	BRL	3	ND(1)	ND(1)	ND(1)	ND(5)		
08/01/2017	ND(1)	ND(1)	ND(1)	ND(1)	BRL	47	ND(1)	0.5 J	3	6		
09/21/2017	ND(1)	ND(1)	ND(1)	6	6	200	2	3	25	10 J		
10/10/2017	ND(1)	ND(1)	ND(1)	ND(1)	BRL	21	ND(1)	1	1	16		
11/22/2017	ND(1)	ND(1)	ND(1)	ND(1)	BRL	2	0.5 J	1	ND(1)	ND(5)		
12/27/2017	ND(1)	ND(1)	ND(1)	ND(1)	BRL	4	ND(1)	1	ND(1)	ND(20)		
01/15/2018	ND(1)	ND(1)	ND(1)	ND(1)	BRL	12	0.7 J	2	ND(1)	ND(5)		

TABLE 1

**Summary of Groundwater Analytical Results
Inactive Exxon Facility #28077
14528 Jarrettsville Pike
Phoenix, Maryland**

August 8, 2005 through January 22, 2019

Sample ID	Date	Benzene (µg/L)	Toluene (µg/L)	Ethyl- benzene (µg/L)	Total Xylenes (µg/L)	Total BTEX (µg/L)	MTBE (µg/L)	DIPE (µg/L)	ETBE (µg/L)	TAME (µg/L)	TBA (µg/L)	Comments
SVE-3	02/06/2018	46	240	3	410	699	530	5	9	110	74	
	03/07/2018	0.6 J	2	ND(1)	3	6 J	51	3	6	3	78	
	04/06/2018	ND(1)	ND(1)	ND(1)	ND(1)	BRL	0.8 J	ND(1)	ND(1)	ND(1)	ND(5)	
	05/09/2018	ND(1)	ND(1)	ND(1)	ND(1)	BRL	0.8 J	ND(1)	ND(1)	ND(1)	ND(5)	
	06/06/2018	ND(1)	ND(1)	ND(1)	ND(1)	BRL	67	1 J	2	7	6	
	07/10/2018	ND(1)	ND(1)	ND(1)	ND(1)	BRL	120	1	2	11	9	
	08/01/2018	ND(1)	ND(1)	ND(1)	ND(1)	BRL	9	ND(1)	0.6 J	ND(1)	ND(20)	
	09/12/2018	ND(1)	ND(1)	ND(1)	ND(5)	BRL	2	0.2 J	0.4 J	ND(1)	10 J	
	10/24/2018	ND(1)	ND(1)	ND(1)	ND(5)	BRL	3	ND(1)	0.2 J	ND(1)	ND(25)	
	12/04/2018	ND(1)	ND(1)	ND(1)	ND(5)	BRL	0.3 J	ND(1)	ND(1)	ND(1)	ND(25)	
	12/27/2018	ND(1)	ND(1)	ND(1)	ND(5)	BRL	20	0.8 J	2	0.3 J	ND(25)	
01/07/2019	ND(1)	ND(1)	ND(1)	ND(5)	BRL	7	0.9 J	2	ND(1)	ND(25)		

Notes:

[R] - Indicates the well was used for remediation at the time of reporting.

µg/L - micrograms per liter

AP - above packer

BP - below packer

BRL - Below laboratory reporting limits

BTEX - Benzene, toluene, ethylbenzene, and total xylenes

DIPE - di-isopropyl ether

E - Value exceeds calibration range

ETBE - ethyl tert butyl ether

HS - Composite HydraSleeve

HS-D - deep composite HydraSleeve sampler; set at bottom of open borehole

HS-S - shallow composite HydraSleeve sampler; set at ½ of open borehole

J - Indicates an estimated value

MTBE - methyl tertiary butyl ether

NA - Not analyzed

ND(5.0) - Not detected at or above the laboratory reporting limit, laboratory reporting limit included.

NS - Not sampled

PW - Inactive supply well being used as a monitoring/sampling location

TAME - tert-amyl methyl ether

TBA - tert butyl alcohol